

PMEX Daily Commodity Roundup

Friday, April 21, 2017



Global Perspective

FX: USD was little changed against a basket of six major currencies. Greenback was steady at JPY 109.28 after rising 0.4 percent on Thursday. EUR was flat at JPY 117.10, below Thursday's high of JPY 117.81. The common currency was down to USD 1.0718, having touched USD 1.0778 on Thursday. Traders preferred to remain on the sidelines ahead of the French election on Sunday.

Gold: Gold held steady on Friday, after rising marginally in the prior session. The upcoming elections in France on Sunday drove the safe-haven demand. Spot gold price was unchanged at USD 1,281.21 per ounce by 0059 GMT. Holdings of SPDR Gold Trust fell to 854.25 tons on Thursday.

Crude oil: Oil prices were steady on Friday but set for the biggest weekly drop in about a month. There were doubts that an OPEC-led production cut is not helping in containing the glut. Brent futures were flat at USD 52.99 per barrel at 0323 GMT. Following the trend WTI futures were also almost unchanged at USD 50.74. U.S. production has hiked to 9.25 million bpd, close to the world's top two producers, Saudi Arabia and Russia.

Copper: Copper June contract was up marginally to USD 2.5640 a pound.

Silver: Silver May contract was down 0.32 percent to USD 17.96 an ounce.

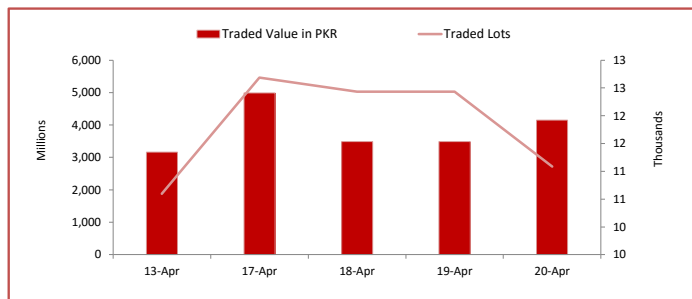
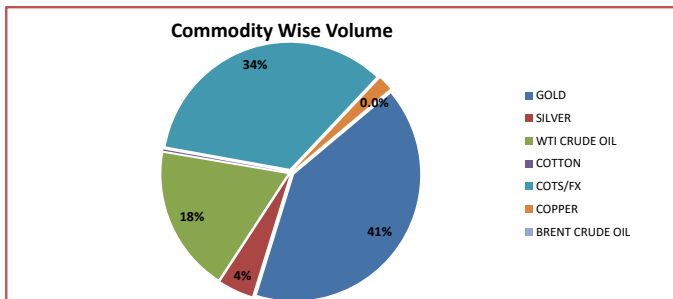
Data Announcements

Following data is expected to be announced today and on Monday around given times:

	Time (PST)	Forecast	Previous	Currency	Impact	Details
April 21, 2017	1:30 PM	-0.30%	1.4%	GBP	High	Retail Sales m/m
	4:45 PM	-	-	GBP	Medium	MPC Member Saunders Speaks
	5:30 PM	0.4%	0.2%	CAD	High	CPI m/m
April 24, 2017	1:00 PM	-	112.3	EUR	High	German Ifo Business Climate
	5:30 PM	-	3.3%	CAD	Medium	Wholesale Sales m/m
	8:30 PM	-	-	USD	High	FOMC Member Kashkari Speaks

PMEX Market Overview

On Thursday, at Pakistan Mercantile Exchange Limited, PMEX Commodity Index closed at 3,010. The total traded value was recorded at PKR 4.154 billion and number of lots traded was 11,087. Major business was contributed by gold amounting to PKR 1.698 billion, followed by currencies through COTS (PKR 1.420 billion), WTI crude oil (PKR 767.665 million), silver (PKR 184.201 million), copper (PKR 75.947 million), cotton (PKR 6.623million) and Brent crude oil (PKR 1.279 million).



Top Ten Brokers of the Day

Thursday, April 20, 2017

Position	Lot Wise	Value wise
1	H.G Markets (Pvt.) Limited	H.G Markets (Pvt.) Limited
2	Arsh Commodities (Pvt.) Limited	JS Global Capital Limited
3	Arif Habib Commodities (Pvt.) Limited	Arif Habib Commodities (Pvt.) Limited
4	JS Global Capital Limited	Enrichers (Pvt.) Limited
5	MHB Markets (Pvt.) Limited	Arsh Commodities (Pvt.) Limited
6	Murtaza Trading Grid (Pvt.) Limited	Murtaza Trading Grid (Pvt.) Limited
7	Nachfolger (Pvt.) Limited	Jahanzeb
8	Enrichers (Pvt.) Limited	Abbasi & Co. (Pvt.) Limited
9	Abbasi & Co. (Pvt.) Limited	MHB Markets (Pvt.) Limited
10	Blink Capital Management (Pvt.) Limited	Blink Capital Management (Pvt.) Limited

PMEX Price Return Summary

Statistics	Gold	Silver	Crude	Brent	Cotton	EUR	GBP	AUD	CHF	CAD	JPY	Copper
Return Close/Open %	↑ 0.140	↓ -0.739	↓ -0.59	↓ -0.17	↑ 2.199	↑ 0.065	↑ 0.345	↑ 0.414	↑ 0.050	↓ -0.037	↑ 0.415	↑ 0.732
Difference in Open and Close (\$)	1.800	-0.134	-0.3	-0.09	1.710	0.001	0.004	0.003	0.001	-0.001	0.452	0.019
Range Day (Max- Min)/Open %	0.561	2.143	1.8	1.74	1.913	0.719	0.655	0.864	0.631	0.408	0.748	2.062
Difference in Maximum and Minimum (\$)	7.200	0.386	0.91	0.92	1.520	0.008	0.008	0.006	0.006	0.006	0.82	0.05
Average Return (1 Hour) %	0.236	0.477	0.525	0.599	0.646	0.212	0.217	0.314	0.262	0.202	0.23	0.548
Volatility (1 Hour) %	0.128	0.292	0.268	0.276	0.219	0.071	0.059	0.040	0.041	0.063	0.075	0.272
Return to Volatility Ratio (1 Hour)	1.837	1.633	1.956	2.167	2.947	2.973	3.671	7.902	6.379	3.215	3.057	2.016
Intraday Volatility %	0.588	1.339	1.23	1.266	1.004	0.327	0.271	0.182	0.188	0.288	0.345	1.245

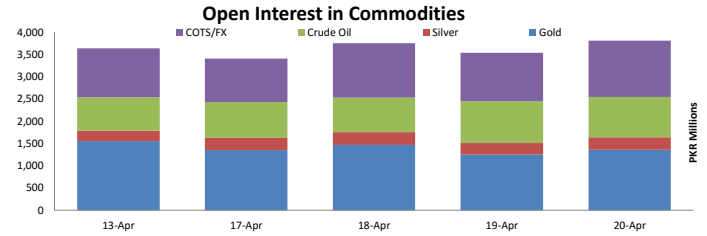
PMEX Open Interest Summary

	Metals						Agriculture		
	GO100OZ	GO100Z	GO10Z	SL10	SL100OZ	SL500OZ	COPPER	ICOTTON	RED CHILLI
OI - Lots	25	578	1,700	404	804	130	436	25	-
OI - Value (Millions)	336	778	229	8	152	123	116	10.4	-
Market Trend	NL	NL	NL	NL	NL	NL	NL	NL	-

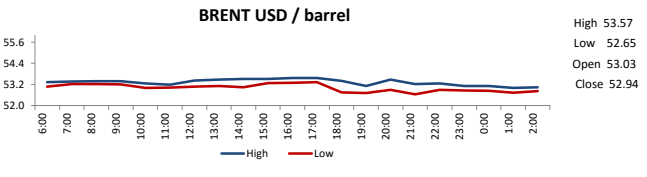
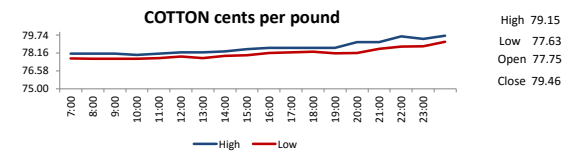
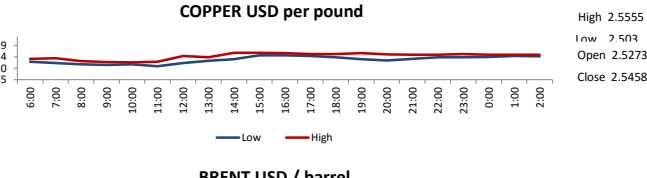
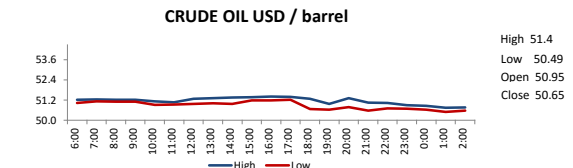
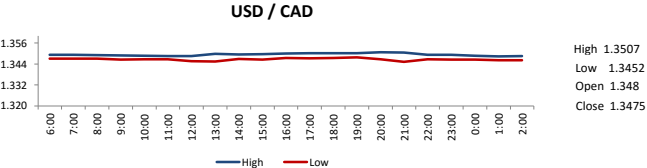
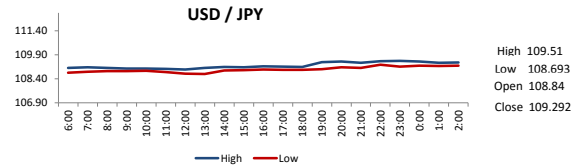
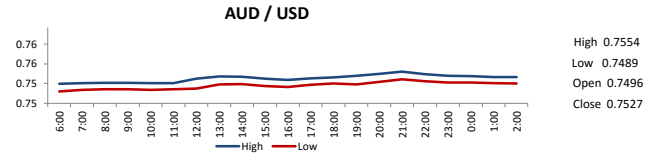
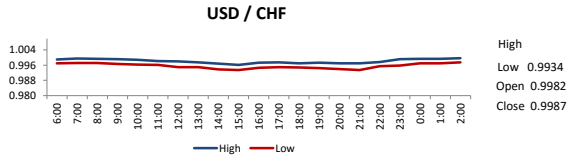
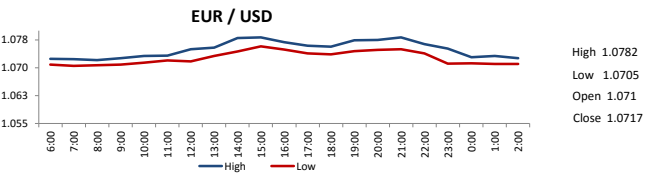
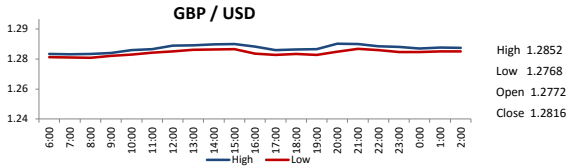
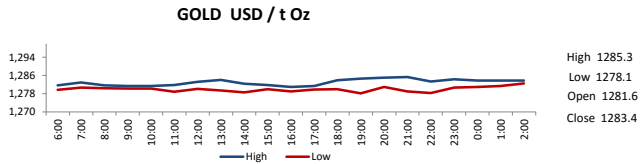
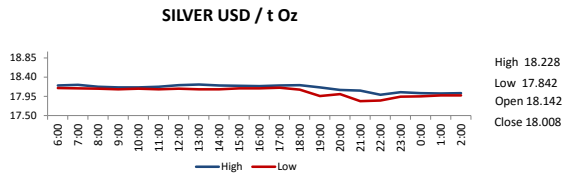
	Currency through COTS						Energy			
	GOLDEURUSD	GOLDBBPUSD	GOLDUSDJPY	GOLDAUDUSD	GOLDUSDCAD	GOLDUSDCHF	BRENT10	BRENT100	CRUDE10	CRUDE100
OI - Lots	38	411	368	134	152	18	26	3	2,002	1,504
OI - Value (Millions)	43	552	386	106	159	19	1.44	1.67	106	799
Market Trend	NL	NL	NL	NS	NS	NS	NL	NL	NL	NL

Open Interest | NL = Net Long | NS = Net Short | Value = PKR

The total open interest at the Exchange increased by PKR 277 million to PKR 3.81 billion. Positions in gold were 36 percent of the overall open interest, whilst the share of crude oil was 24 percent. The total open interest went up by 8 percent from the last trading day. The open interest in silver was PKR 282.16 million. Positions in currencies through COTS were at PKR 1.26 billion contributing 33 percent to the total open interest.



PMEX Hourly Price Movements



DISCLAIMER: This report is for information purpose only and does not constitute an offer or solicitation to make an investment in Commodity Futures Contracts which carries risk. Any views, expressions or opinions expressed in this report are solely for providing information to readers. Figures appearing in the report are although taken from reliable sources as presented however, we are not taking any responsibility about its accuracy, completeness and any decision taken on the basis of such information.