

PMEX Daily Commodity Roundup

Friday, September 6, 2019



Global Perspective

Metal:
Gold December contract hovered at USD 1,525.90 as investors opted to book profit after the metal rallied to a six-year peak in the previous session. In other metals, silver December contract declined to USD 18.64/oz, platinum spot price slipped to USD 946.51/oz and copper December delivery closed higher at USD 2.6265 per pound.

Energy:
Oil prices edged higher on Friday, with crude benchmarks poised for multi-week gains amid a sharp drawdown in U.S. crude inventories, while trade tensions eased after Washington and Beijing agreed to hold high-level talks next month. Brent futures rose to USD 61.12/barrel by 0408 GMT. Similarly, WTI futures were also up 16 cents to USD 56.46. Natural gas October contract hovered at USD 2.42 per MMBtu.

Indices:
U.S. equity markets witnessed bullish trend on Thursday. Dow Jones rose to 26,728.15, NASDAQ 100 climbed to 8,116.83 and S&P 500 closed higher at 2,976.00.

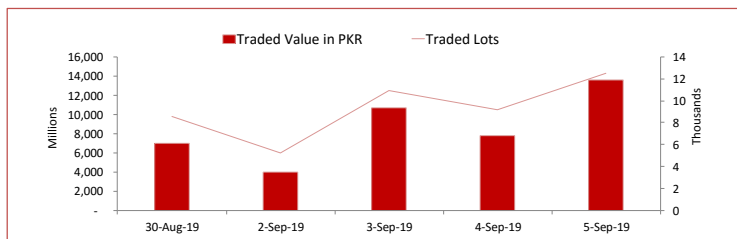
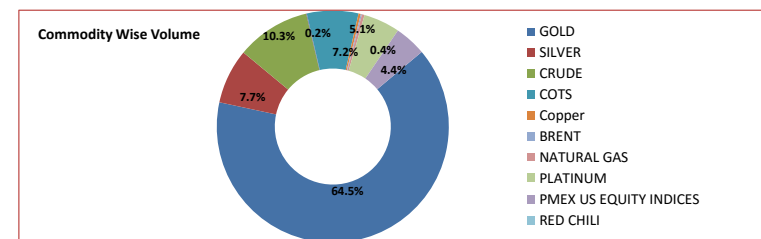
FX:
Encouraging U.S. economic data gave greenback edge over other leading currencies on Friday. A USD could fetch JPY 107.22. EUR was steady at ISD 1.1031. GBP rose to USD 1.2326 in Asian trade.

Following data is expected to be announced today and on Monday around given times:

	Time (PST)	Forecast	Previous	Currency	Impact	Details
September 6, 2019	5:30pm	18.9K	-24.2K	CAD	High	Employment Change
	5:30pm	0.30%	0.30%	USD	High	Average Hourly Earnings m/m
	9:30pm	-	-	USD	High	Fed Chair Powell Speaks
September 9, 2019	6:30am	-	-0.90%	AUD	Low	Home Loans m/m
	11:00am	-	18.1B	EUR	Low	German Trade Balance
	1:30pm	-	0.00	GBP	High	GDP m/m

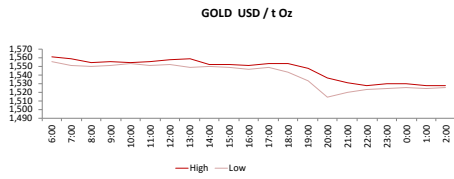
PMEX Market Overview

On Thursday, PMEX Commodity Index closed at 4,204. The traded value of Metals, Energy and COTS/FX was recorded at 13.628 billion and the numbers of lots traded were 12,509. Major business was contributed by Gold amounting to PKR 8.793 billion, followed by WTI Crude Oil (PKR 1.404 billion), Silver (PKR 1.044 billion), Currencies through COTS (PKR 977.939 million), Platinum (PKR 691.146 million), NSDQ100 (PKR 349.729 million), DJ (PKR 212.992 million), Natural Gas (PKR 51.436 million), Copper (PKR 43.219 million), SP500 (PKR 38.111 million) and Brent Crude Oil (PKR 21.510 million). In agriculture eight lots of Cotton amounting at PKR 11.999 million were traded.

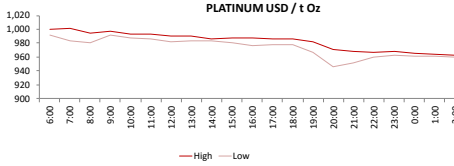


PMEX Price Return Summary

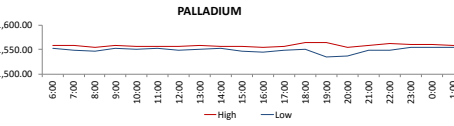
Statistics	Gold	Silver	Crude Oil	Brent Oil	DJ	SP500	NSDQ	EURUSD	GBPUSD	JPYUSD
Return Close/Open %	↓ -2.25%	↓ -4.86%	↑ 0.23%	↑ 0.36%	↑ 1.18%	↑ 1.67%	↑ 1.09%	↑ 0.09%	↑ 0.74%	↑ 0.51%
Difference in Open and Close (\$)	-35.2	-0.957	0.13	0.22	312	129.25	32.00	0.0010	0.0090	0.5480
Range Day (Max- Min)/Open %	0.03	0.06	0.04	0.04	0.02	0.02	0.02	0.01	0.01	0.01
Difference in Maximum and Minimum (\$)	46.1	1.13	2.01	2.21	467	160.75	49.50	0.01	0.02	0.90
Average Return (1 Hour) %	0.40	0.91	0.79	0.79	0.28	0.33	0.32	0.18	0.24	0.17
Volatility (1 Hour) %	0.31	0.61	0.39	0.36	0.19	0.24	0.18	0.07	0.11	0.07
Return to Volatility Ratio (1 Hour)	1.279	1.478	2.022	2.20	1.465	1.406	1.820	2.776	2.200	2.326
Intraday Volatility %	1.44	2.81	1.79	1.64	0.87	1.08	0.81	0.30	0.49	0.34



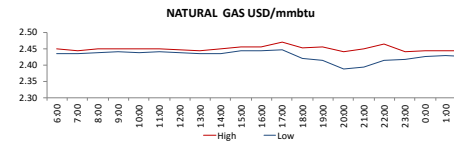
High 1560.4
Low 1514.3
Open 1561.7
Close 1526.5



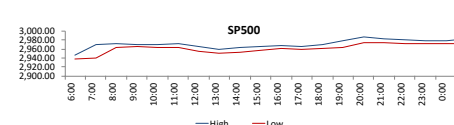
High 1001.1
Low 946.4
Open 989.2
Close 961.8



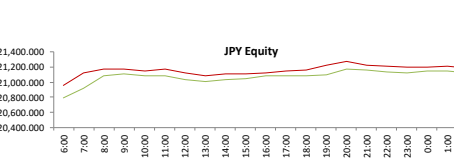
High 1564.5
Low 1535.6
Open 1552.5
Close 1555.9



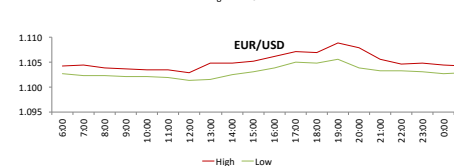
High 2.469
Low 2.386
Open 2.444
Close 2.432



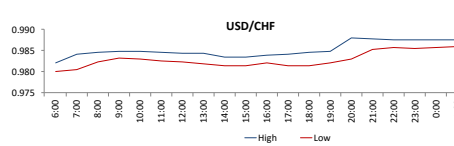
High 2987.75
Low 2938.25
Open 2939
Close 2971



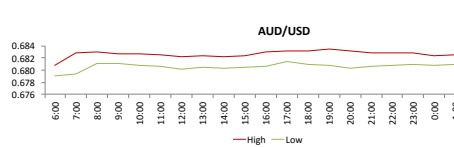
High 21275
Low 20795
Open 20815
Close 21140



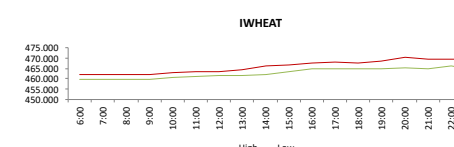
High 1.0835
Low 1.0679
Open 1.068
Close 1.0323



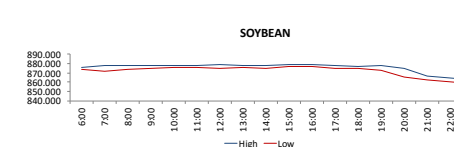
High 0.9879
Low 0.98
Open 0.981
Close 0.986



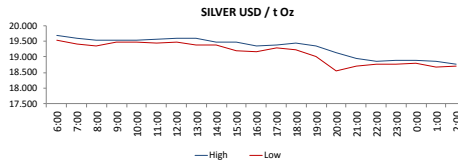
High 0.6835
Low 0.679
Open 0.68
Close 1.323



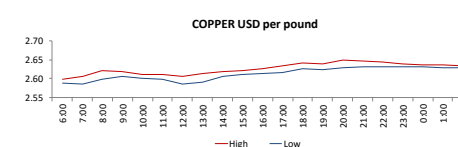
High 470.25
Low 459.5
Open 464
Close 466



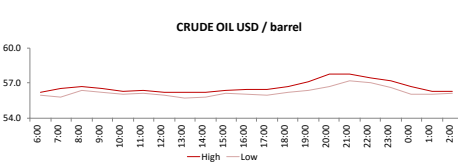
High 879.25
Low 857.75
Open 876
Close 859.5



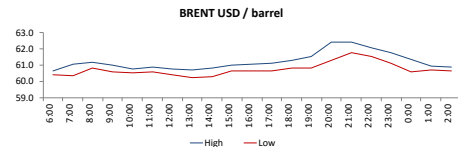
High 19.688
Low 18.562
Open 18.682
Close 18.725



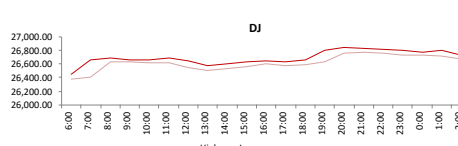
High 2.65
Low 2.586
Open 2.594
Close 2.632



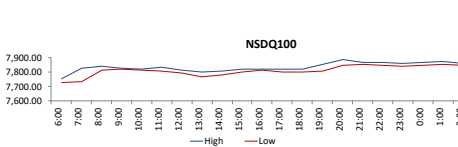
High 57.75
Low 55.74
Open 56.06
Close 56.19



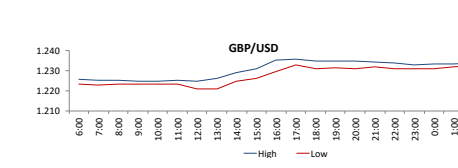
High 62.42
Low 60.21
Open 60.54
Close 60.76



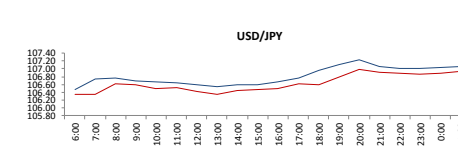
High 26800
Low 26380
Open 26380
Close 26692



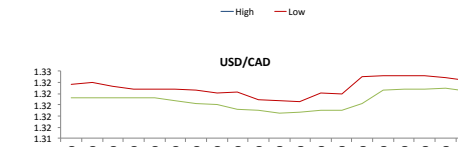
High 2987.75
Low 2938.25
Open 2939
Close 2971



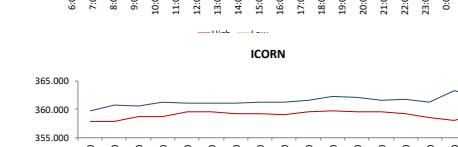
High 1.2357
Low 1.2207
Open 1.224
Close 1.233



High 107.743
Low 106.344
Open 106.413
Close 106.961



High 1.3253
Low 1.3186
Open 1.103
Close 1.104



High 363.25
Low 357.75
Open 359.5
Close 360.5

DISCLAIMER: This report is for information purpose only and does not constitute an offer or solicitation to make an investment in Commodity Futures Contracts which carries risk. Any views, expressions or opinions expressed in this report are solely for providing information to readers. Figures appearing in the report are although taken from reliable sources as presented however, we are not taking any responsibility about its accuracy, completeness and any decision taken on the basis of such information.