

# PMEX Daily Commodity Roundup

Wednesday, March 25, 2020



## Global Perspective

<p><b>Metal:</b> Gold prices rose for a third straight session on Wednesday, hitting highest in about two weeks. Spot price was quoted at US 1,624.18/oz by 0038 GMT, after rising to USD 1,635.79 earlier in the day. The price jumped more than 3% in the earlier session. In other metals, Silver May contract rose to USD 14.44/oz, Platinum spot price spiked to USD 722.21/oz and Copper May contract rose to USD 2.1770 per pound. Palladium price rose to USD 1,958/oz.</p>	<p><b>Energy:</b> Oil prices extended gains for a third session on Wednesday. WTI touched a high of USD 25.10/barrel early in the session but traded at USD24.61 by 1243 GMT. Brent was traded at USD 27.64. Natural gas April contract inched higher USD 1.68 per MMBtu.</p>
<p><b>Indices:</b> U.S. equity markets witnessed bullish trend on Tuesday. Dow Jones spiked to 20,704.91, posting its biggest one-day gain since 1933. NASDAQ 100 climbed to 7,417.86 and S&amp;P 500 closed higher at 2,447.33.</p>	<p><b>FX:</b> Greenback posted gains on Wednesday as fresh rises in coronavirus cases kept markets on the edge. A USD could fetch JPY 111.11. EUR was traded at USD 1.0789. GBP was steady at USD 1.1759. AUD was 0.2% weaker at USD 0.5941.</p>

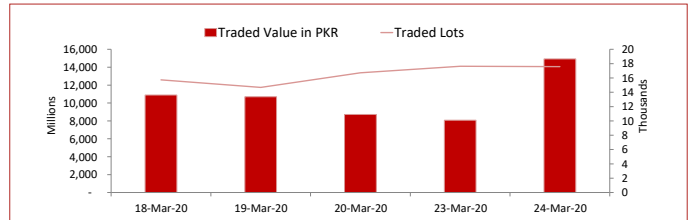
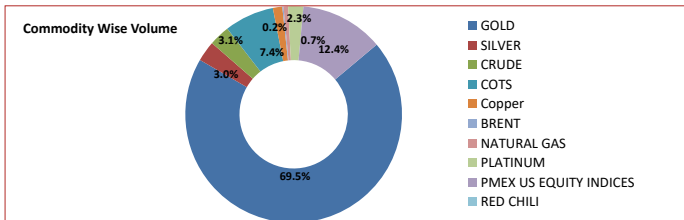
Following data is expected to be announced today and tomorrow around given times:

	Time (PST)	Forecast	Previous	Currency	Impact	Details
March 25, 2020	2:30pm	1.60%	1.80%	GBP	High	CPI y/y
	5:30pm	-0.40%	0.80%	USD	Medium	Core Durable Goods Orders m/m
	7:30pm	-	2.0M	USD	Low	Crude Oil Inventories
March 26, 2020	5:00pm	0-0-9	0-9-0	GBP	High	MPC Official Bank Rate Votes
	5:30pm	1500K	281K	USD	High	Unemployment Claims
	All Day	-	-	ALL	Medium	G20 Meetings

\*Source: Fovea Factory

## PMEX Market Overview

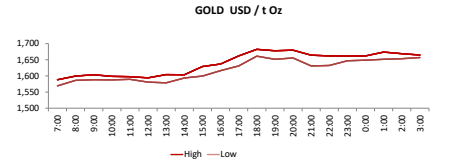
On Tuesday, PMEX Commodity Index closed at 3,478. The traded value of Metals, Energy and COTS/FX was recorded at PKR 14.908 billion and the number of lots traded was 17,578. Major business was contributed by Gold amounting to PKR 10.359 billion, followed by Currencies through COTS (PKR 1.103 billion), DJ (PKR 1.015 billion), NSDQ 100 (PKR 689.034 million), Crude Oil (PKR 461.227 million), Silver (PKR 453.926 million), Platinum (PKR 336.741 million), Copper (PKR 209.510 million), SP500 (PKR 136.093 million), Natural Gas (PKR 101.219 million), Brent Crude Oil (PKR 27.075 million) and Japan Equity (PKR 15.201 million). In agriculture commodities, one lot of Soybean amounting to PKR 7.022 million, one lot of Wheat amounting to PKR 4.434 million, one lot of Corn amounting to PKR 2.716 million and 4 lots of Cotton amounting to PKR 1.675 million were traded.



## PMEX Price Return Summary

Statistics	Gold	Silver	Crude Oil	Brent Oil	DJ	SP500	NSDQ	EURUSD	GBPUSD	JPYUSD
Return Close/Open %	↑ 6.36%	↑ 7.82%	↑ 2.53%	↑ 0.55%	↑ 11.38%	↑ 7.66%	↑ 9.58%	↑ 0.47%	↑ 1.91%	↑ 0.15%
Difference in Open and Close (\$)	99.4	1.040	0.60	0.15	2112	537.25	213.25	0.0050	0.0220	0.1650
Range Day (Max- Min)/Open %	0.07	0.09	0.09	0.07	0.10	0.07	0.08	0.02	0.02	0.02
Difference in Maximum and Minimum (\$)	113.2	1.23	2.09	2.03	1989	530.25	201.25	0.02	0.02	1.78
Average Return (1 Hour) %	1.18	1.96	2.57	2.29	1.48	1.38	1.46	0.40	0.55	0.36
Volatility (1 Hour) %	0.47	0.86	0.94	0.60	0.46	0.41	0.47	0.20	0.38	0.24
Return to Volatility Ratio (1 Hour)	2.492	2.287	2.743	3.83	3.211	3.398	3.123	1.944	1.432	1.497
Intraday Volatility %	2.17	3.93	4.30	2.74	2.11	1.86	2.14	0.94	1.76	1.10

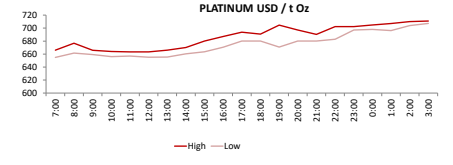
**PMEX Hourly Price Movements**



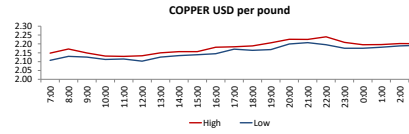
High 1682.3  
Low 1569.1  
Open 1562.4  
Close 1661.8



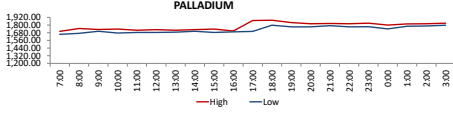
High 14.428  
Low 13.202  
Open 13.295  
Close 14.335



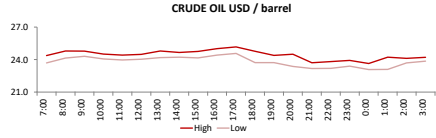
High 710.9  
Low 654.9  
Open 647.5  
Close 712.2



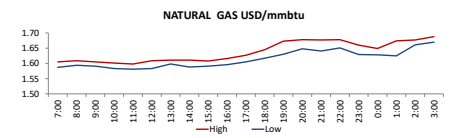
High 2.24  
Low 2.1025  
Open 2.09  
Close 2.199



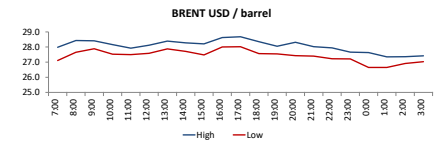
High 1875.5  
Low 1654.5  
Open 1604.8  
Close 1822



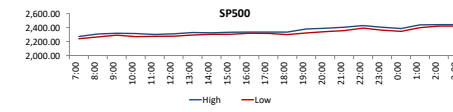
High 24.3  
Low 23.08  
Open 23.7  
Close 24.3



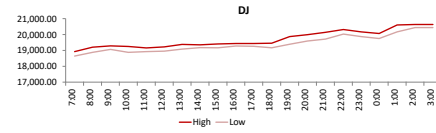
High 1.688  
Low 1.581  
Open 1.586  
Close 1.678



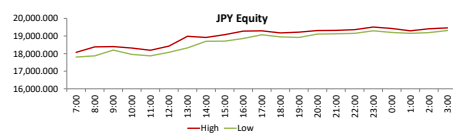
High 28.68  
Low 26.65  
Open 27.37  
Close 27.52



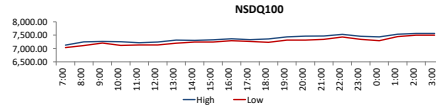
High 2441.5  
Low 2240.25  
Open 2226.5  
Close 2439.75



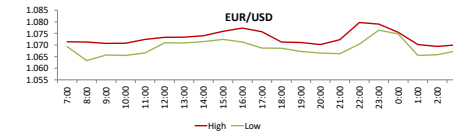
High 20631  
Low 18642  
Open 18551  
Close 20663



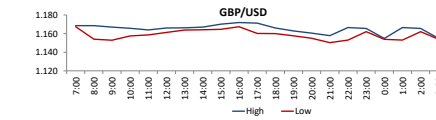
High 19510  
Low 17805  
Open 17755  
Close 19475



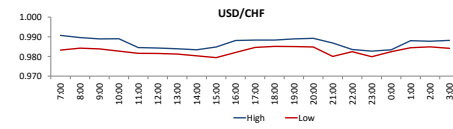
High 2441.5  
Low 2240.25  
Open 2226.5  
Close 2439.75



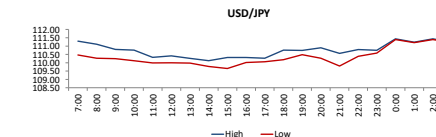
High 0.5837  
Low 0.5696  
Open 0.582  
Close 1.447



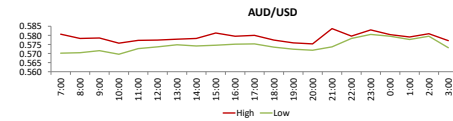
High 1.1719  
Low 1.1503  
Open 1.153  
Close 1.175



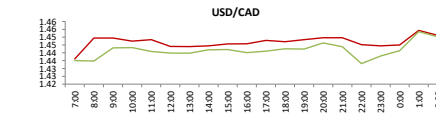
High 0.9907  
Low 0.9794  
Open 0.984  
Close 0.982



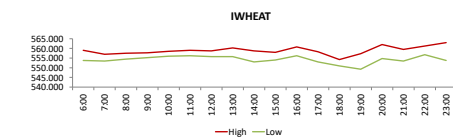
High 111.434  
Low 109.654  
Open 111.235  
Close 111.4



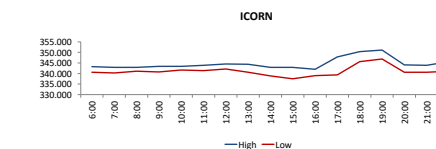
High 0.5837  
Low 0.5696  
Open 0.582  
Close 1.447



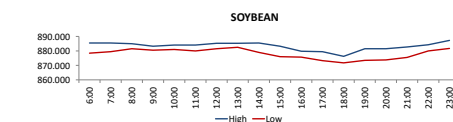
High 1.4543  
Low 1.4331  
Open 1.073  
Close 1.078



High 563  
Low 549.25  
Open 561.5  
Close 555.75



High 351.12  
Low 337.5  
Open 344.75  
Close 348.75



High 887.25  
Low 871.75  
Open 882  
Close 886

**DISCLAIMER:** This report is for information purpose only and does not constitute an offer or solicitation to make an investment in Commodity Futures Contracts which carries risk. Any views, expressions or opinions expressed in this report are solely for providing information to readers. Figures appearing in the report are although taken from reliable sources as presented however, we are not taking any responsibility about its accuracy, completeness and any decision taken on the basis of such information.