

PMEX Daily Statistical Report

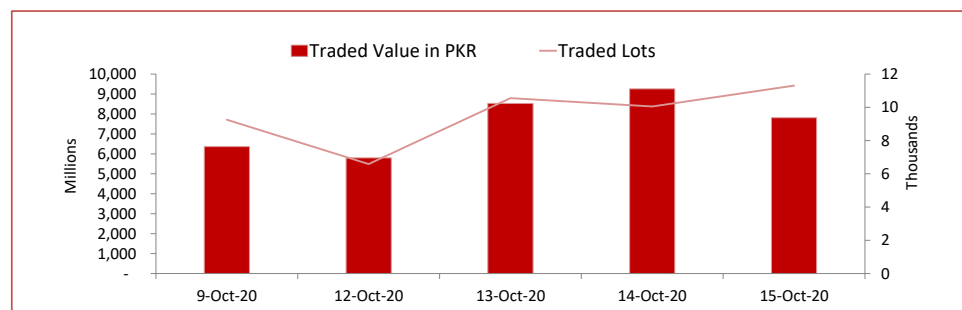
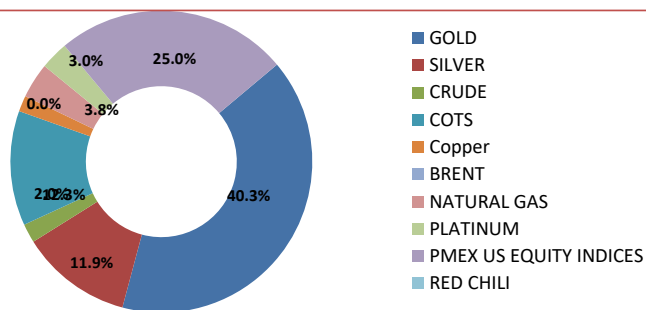
Friday, October 16, 2020



PMEX Market Overview

On Thursday, at PMEX the traded value of Metals, Energy, COTS/FX and indices was recorded at PKR 7.741 billion and the number of lots traded 11,293. Major business was contributed by Gold amounting to PKR 3.117 billion, followed by DJ (PKR 1.199 billion), Currencies through COTS (PKR 951.475 million), Silver (PKR 925.004 million), NSDQ 100 (PKR 705.177 million), Natural Gas (PKR 292.509 million), Platinum (PKR 233.276 million), Crude Oil (PKR 158.047 million), Copper (PKR 131.723 million) and SP500 (PKR 27.569 million). In agriculture commodities, 10 lot of Wheat amounting to PKR 49.774 million, 2 lots of Soybean amounting to PKR 17.149 million and one lot of Corn amounting to PKR 3.276 million were traded.

Commodity Wise Volume

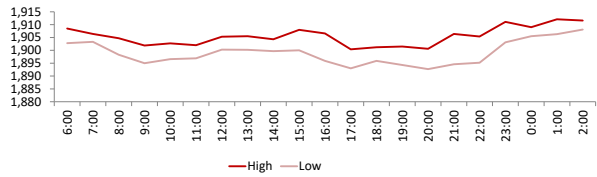


PMEX Price Return Summary

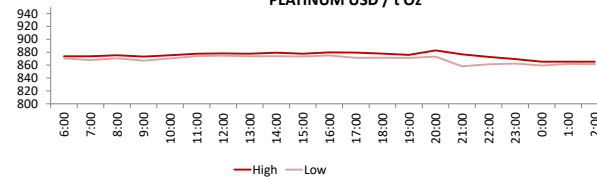
Statistics	Gold	Silver	Crude Oil	Brent Oil	DJ	SP500	NSDQ	EURUSD	GBPUSD	JPYUSD
Return Close/Open %	↑ 0.45%	↑ 0.33%	↓ -0.39%	↓ -0.46%	⇒ 0.00%	↓ -0.61%	↓ -0.06%	↓ -0.26%	↓ -0.85%	↑ 0.25%
Difference in Open and Close (\$)	8.5	0.080	-0.16	-0.20	0	-73.25	-2.25	-0.0030	-0.0110	0.2670
Range Day (Max- Min)/Open %	0.01	0.03	0.05	0.06	0.01	0.04	0.02	0.01	0.01	0.00
Difference in Maximum and Minimum (\$)	19.4	0.83	1.98	2.74	421	481.50	79.00	0.01	0.02	0.44
Average Return (1 Hour) %	0.34	0.91	0.87	1.49	0.28	0.46	0.32	0.18	0.26	0.14
Volatility (1 Hour) %	0.12	0.44	0.44	1.20	0.09	0.26	0.12	0.05	0.14	0.03
Return to Volatility Ratio (1 Hour)	2.802	2.045	1.947	1.24	2.991	1.728	2.708	3.310	1.823	4.859
Intraday Volatility %	0.56	2.04	2.04	5.51	0.43	1.21	0.55	0.25	0.66	0.14

PMEX Hourly Price Movements

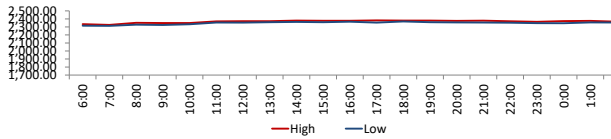
GOLD USD / t Oz



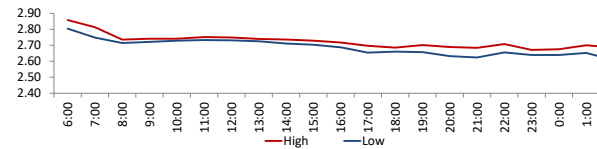
PLATINUM USD / t Oz



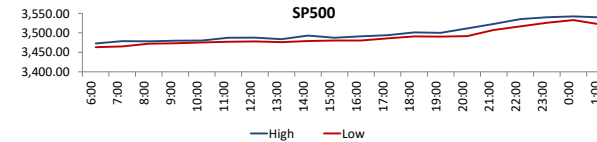
PALLADIUM



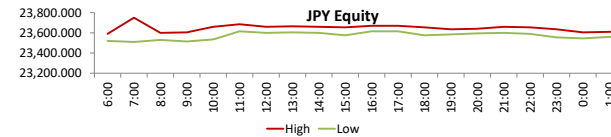
NATURAL GAS USD/mmbtu



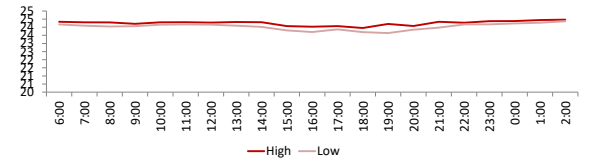
SP500



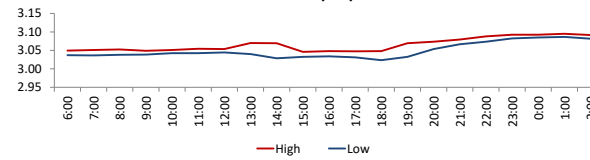
JPY Equity



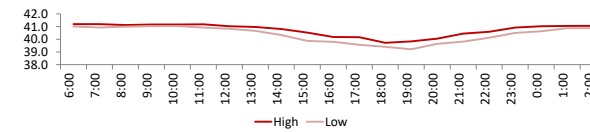
SILVER USD / t Oz



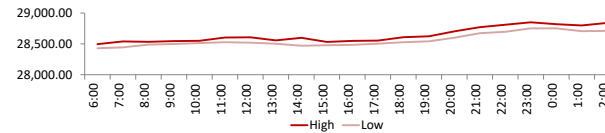
COPPER USD per pound



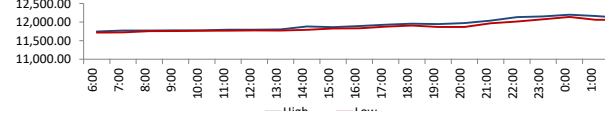
CRUDE OIL USD / barrel



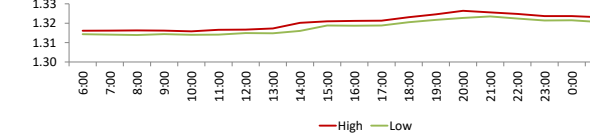
DJ

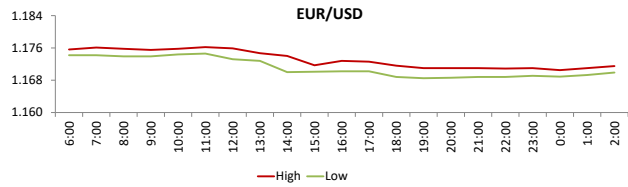


NSDQ100

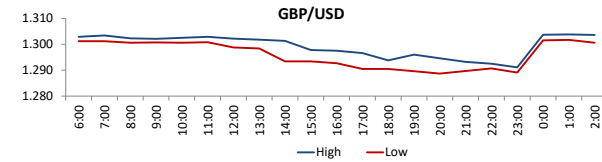


USD/CAD

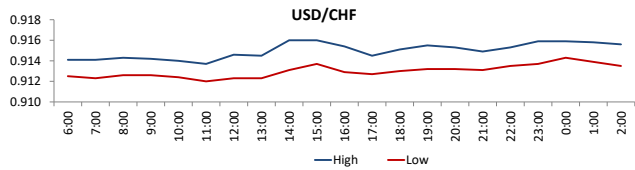




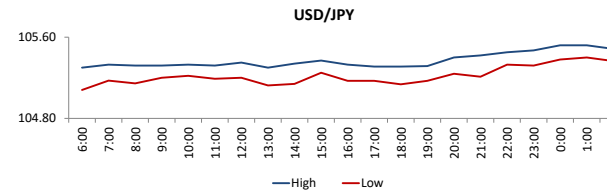
High 0.7174
 Low 0.705
 Open 0.716
 Close 1.322



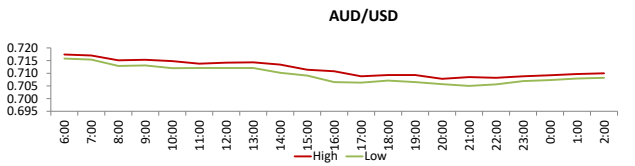
High 1.3038
 Low 1.2887
 Open 1.301
 Close 1.29



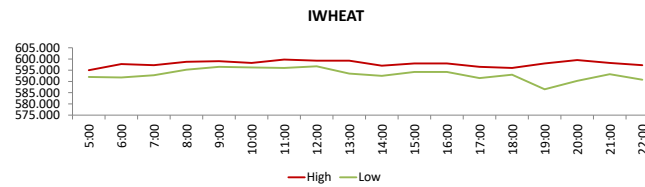
High 0.916
 Low 0.912
 Open 0.914
 Close 0.914



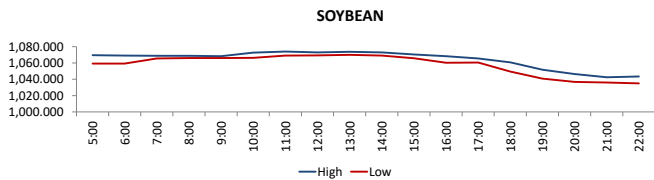
High 105.52
 Low 105.08
 Open 105.151
 Close 105.418



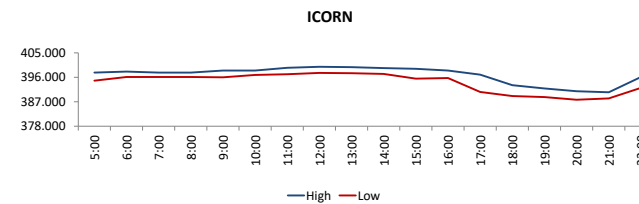
High 0.7174
 Low 0.705
 Open 0.716
 Close 1.322



High 599.75
 Low 586.5
 Open 599
 Close 613.5



High 1074
 Low 1035
 Open 1057.75
 Close 1061.5



High 399.88
 Low 387.75
 Open 395.75
 Close 401

DISCLAIMER: This report is for information purpose only and does not constitute an offer or solicitation to make an investment in Commodity Futures Contracts which carries risk. Any views, expressions or opinions expressed in this report are solely for providing information to readers. Figures appearing in the report are although taken from reliable sources as presented however, we are not taking any responsibility about its accuracy, completeness and any decision taken on the basis of such information.

For subscription and further information please contact us at:

UAN: +92-21-111-11-PMEX (7639) | Email: info@pmex.com.pk | Web: www.pmex.com.pk