

PMEX Daily Statistical Report

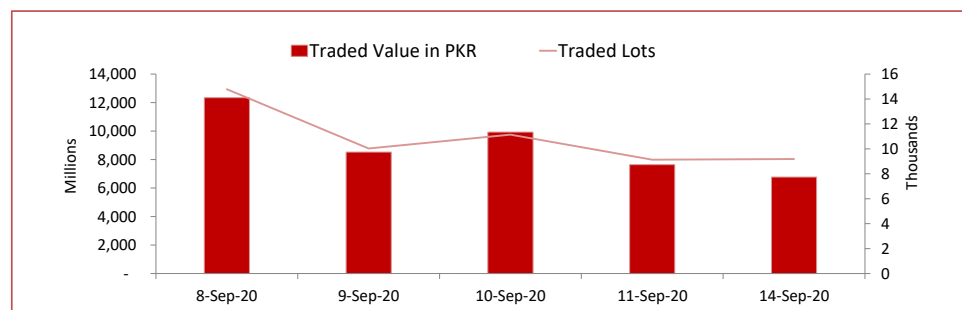
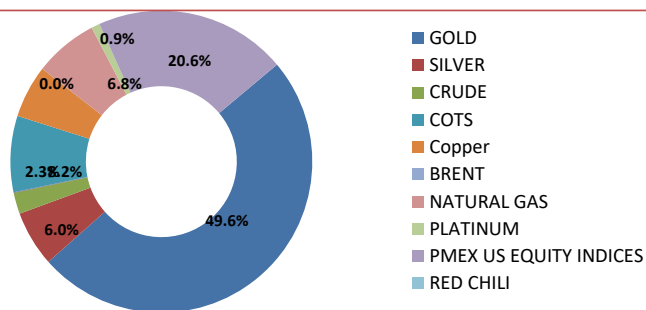
Tuesday, September 15, 2020



PMEX Market Overview

On Monday, PMEX traded value of Metals, Energy, COTS/FX and indices was recorded at PKR 6.760 billion and the number of lots traded was 9,174. Major business was contributed by Gold amounting to PKR 3.352 billion, followed by NSDQ 100 (PKR 976.653 million), Currencies through COTS (PKR 551.709 million), Natural Gas (PKR 461.737 million), Silver (PKR 402.784 million), Copper (PKR 382.124 million), DJ (PKR 343.679 million), Crude Oil (PKR 153.977 million), SP500 (PKR 74.222 million) and Platinum (PKR 60.968 million). In agriculture commodities one lot of Wheat amounting to PKR 4.499 million and 8 lots of Cotton valued at PKR 4.404 million were traded.

Commodity Wise Volume

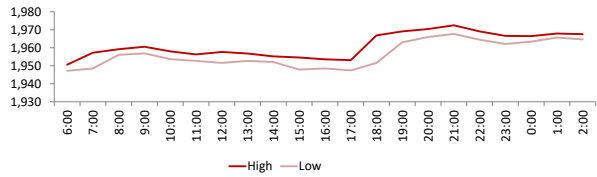


PMEX Price Return Summary

Statistics	Gold	Silver	Crude Oil	Brent Oil	DJ	SP500	NSDQ	EURUSD	GBPUSD	JPYUSD
Return Close/Open %	↑ 0.91%	↑ 1.84%	↑ 0.05%	↓ -0.23%	↑ 1.30%	↑ 1.93%	↑ 1.36%	↑ 0.17%	↑ 0.39%	↓ -0.37%
Difference in Open and Close (\$)	17.7	0.495	0.02	-0.09	358	213.75	45.25	0.0020	0.0050	-0.3970
Range Day (Max- Min)/Open %	0.01	0.03	0.02	0.07	0.01	0.02	0.01	0.01	0.01	0.01
Difference in Maximum and Minimum (\$)	25.3	0.70	0.90	2.74	324	201.50	48.50	0.01	0.01	0.75
Average Return (1 Hour) %	0.26	0.58	0.79	1.49	0.34	0.50	0.38	0.17	0.22	0.15
Volatility (1 Hour) %	0.14	0.22	0.30	1.20	0.15	0.26	0.16	0.04	0.08	0.06
Return to Volatility Ratio (1 Hour)	1.793	2.675	2.649	1.24	2.221	1.937	2.332	4.098	2.688	2.590
Intraday Volatility %	0.66	0.99	1.37	5.51	0.69	1.18	0.75	0.19	0.38	0.26

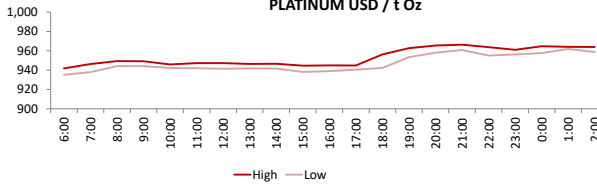
PMEX Hourly Price Movements

GOLD USD / t Oz



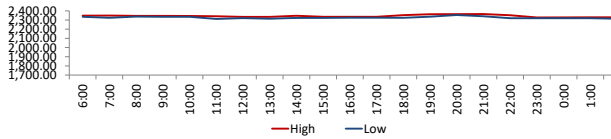
High 1972.5
Low 1947.2
Open 1949.6
Close 1967.3

PLATINUM USD / t Oz



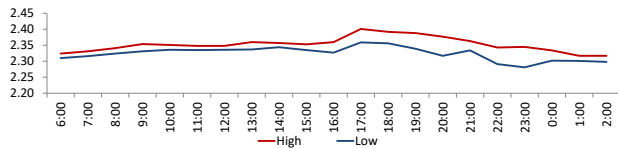
High 966.3
Low 935.2
Open 933.4
Close 963.4

PALLADIUM



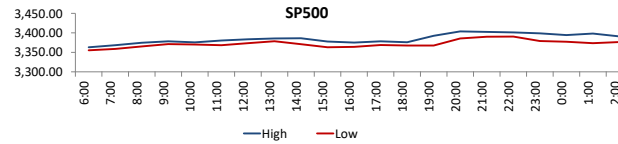
High 2365.3
Low 2312
Open 2335.3
Close 2326.9

NATURAL GAS USD/mmbtu



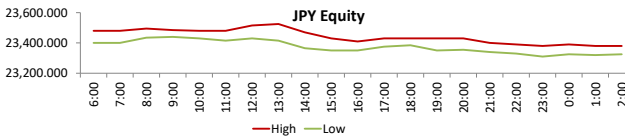
High 2.401
Low 2.281
Open 2.256
Close 2.305

SP500



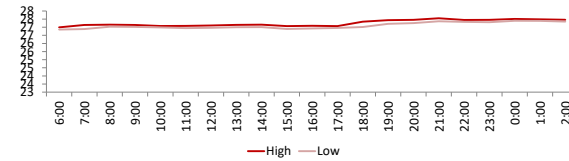
High 3403.75
Low 3355.25
Open 3335.25
Close 3380.5

JPY Equity



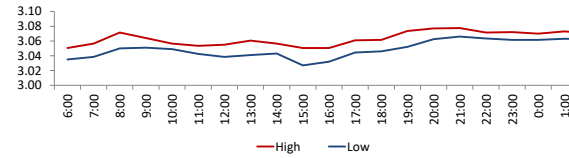
High 23525
Low 23310
Open 23255
Close 23355

SILVER USD / t Oz



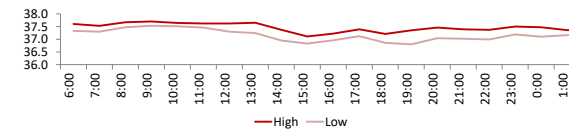
High 27.553
Low 26.857
Open 26.94
Close 27.435

COPPER USD per pound



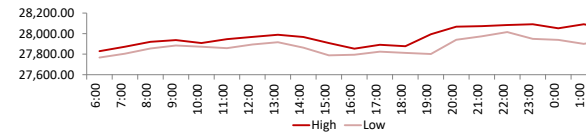
High 3.0775
Low 3.027
Open 3.043
Close 3.066

CRUDE OIL USD / barrel



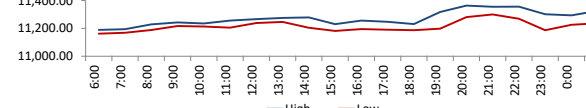
High 37.7
Low 36.8
Open 37.3
Close 37.32

DJ



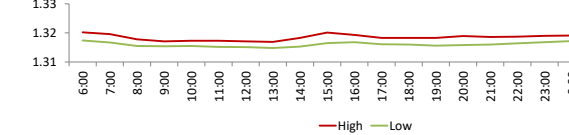
High 28091
Low 27767
Open 27619
Close 27977

NSDQ100

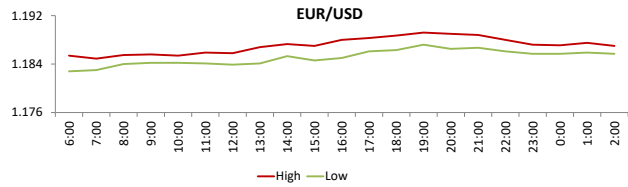


High 3403.75
Low 3355.25
Open 3335.25
Close 3380.5

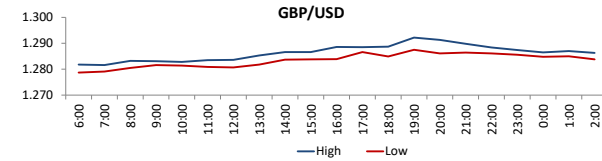
USD/CAD



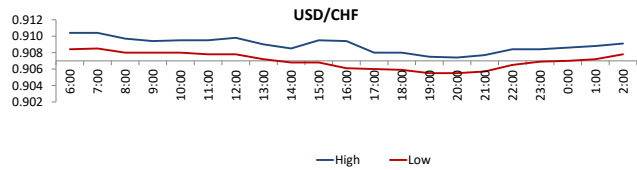
High 1.3202
Low 1.3148
Open 1.184
Close 1.186



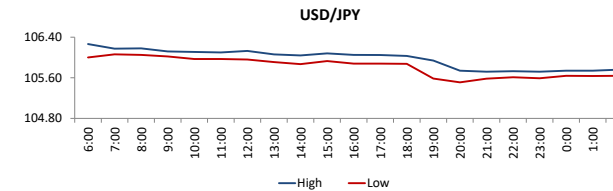
High 0.7309
 Low 0.7259
 Open 0.728
 Close 1.318



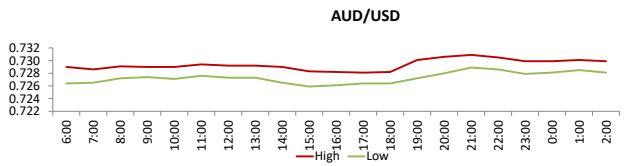
High 1.2922
 Low 1.2787
 Open 1.28
 Close 1.285



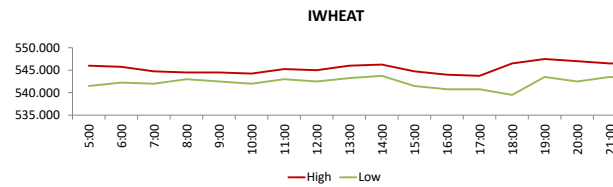
High 0.9104
 Low 0.9055
 Open 0.909
 Close 0.908



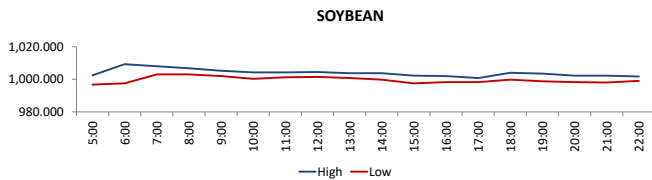
High 106.265
 Low 105.51
 Open 106.101
 Close 105.704



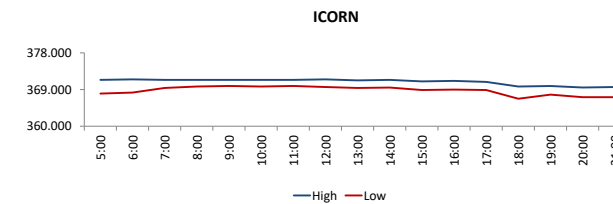
High 0.7309
 Low 0.7259
 Open 0.728
 Close 1.318



High 547.5
 Low 539.5
 Open 540.75
 Close 544.25



High 1009.25
 Low 996.75
 Open 991.5
 Close 1000.5



High 371.5
 Low 366.75
 Open 365.25
 Close 368.25

DISCLAIMER: This report is for information purpose only and does not constitute an offer or solicitation to make an investment in Commodity Futures Contracts which carries risk. Any views, expressions or opinions expressed in this report are solely for providing information to readers. Figures appearing in the report are although taken from reliable sources as presented however, we are not taking any responsibility about its accuracy, completeness and any decision taken on the basis of such information.

For subscription and further information please contact us at:

UAN: +92-21-111-11-PMEX (7639) | Email: info@pmex.com.pk | Web: www.pmex.com.pk