

PMEX Daily Commodity Roundup

Monday, February 11, 2019



Global Perspective

Metal:
Gold prices held steady on Monday, supported by Sino-U.S. trade war and concerns of economic slowdown. Spot price was steady at USD 1,313/oz by 0059 GMT. In other metals, silver March contract hovered at USD 15.74/oz, platinum spot price declined to USD 793.43/oz, copper March delivery also slipped to USD 2.7820 per pound.

Energy:
Oil prices declined by more than one percent on Monday as U.S. drilling activity picked up, bringing the total count to 854. A refinery fire in the U.S. state of Illinois resulted in the shutdown of a large crude distillation unit. WTI futures declined to USD 51.92 per barrel by 0144 GMT, down 1.5 percent from their last settlement. Brent futures were also down to USD 61.39. Natural gas March contract rose to USD 2.67 per MMBtu.

Indices:
U.S. equities markets remained lackluster on Friday. Dow Jones slipped to 25,106.33, NASDAQ 100 inched higher to 7,298.20 and S&P 500 closed flat at 2,707.88.

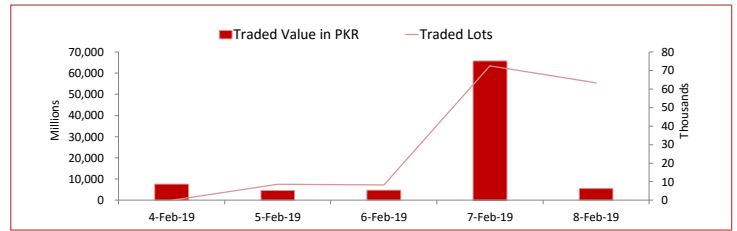
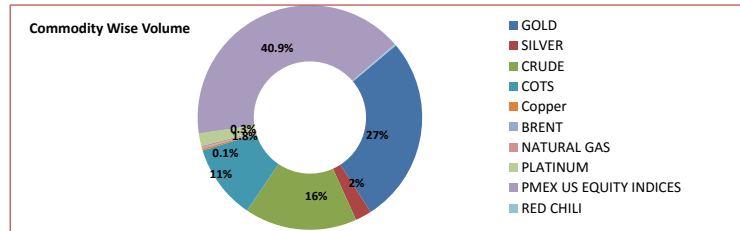
FX:
USD stayed near a six-week high against a basket of currencies on worries over Sino-U.S. trade tensions and concerns about global economic growth. AUD and EUR were at vulnerable levels and further erosion in the value of these currencies cannot be ruled out. A USD could buy JPY 109.82. EUR was marginally down to USD 1.1322 in Asian trade. GBP declined to USD 1.2935, traders expect British currency to remain volatile amid heightened political uncertainty over the Brexit process.

Following data is expected to be announced today and tomorrow around given times:

	Time (PST)	Forecast	Previous	Currency	Impact	Details
February 11, 2019	04:30am		0.20%	GBP	High	GDP m/m
	11th-15th		4.47%	USD	Low	Mortgage Delinquencies
	11:30pm		-0.30%	JPY	High	Tertiary Industry Activity m/m
February 12, 2019	08:00am			GBP	High	BOE Gov Carney Speaks
	12:45pm			USD	High	Fed Chair Powell Speaks
	7:30pm			JPY	Medium	

PMEX Market Overview

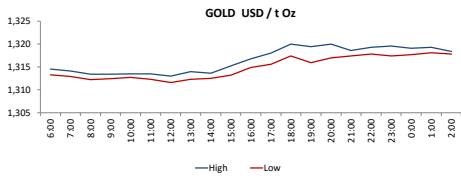
On Friday at Pakistan Mercantile Exchange Limited, PMEX Commodity Index closed at 3,612. The traded value of Metals, Energy and COTS/FX was recorded at PKR 5,498 billion and the number of lots traded 7,662. Major business was contributed by NSDQ100 PKR 1.921 billion followed by gold amounting to (PKR 1.463 billion), WTI crude oil (PKR 876.430 million), currencies through COTS (PKR 583.976 million), DJ (PKR 203.971 million), silver (PKR 128.334 million), platinum (PKR 98.084 million), Palladium (PKR 94.946 million), SP500 (PKR 92.440 million), natural gas (PKR 14.678 million), copper (PKR 14.008 million) and Brent crude oil (PKR 7.857 million). In agriculture commodities 4 lots of cotton valued at PKR 2.019 million and 55,720 lots of Red chilli amounting to PKR 14.740 million were traded.



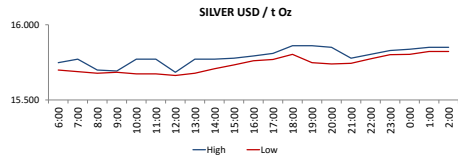
PMEX Price Return Summary

Statistics	Gold	Silver	Crude Oil	Brent Oil	DJ	SP500	NSDQ	EURUSD	GBPUSD	JPYUSD
Return Close/Open %	↑ 0.32%	↑ 0.54%	↑ 0.27%	↑ 0.78%	↓ -0.09%	↑ 0.29%	↑ 0.21%	↓ -0.18%	↓ -0.08%	↓ -0.06%
Difference in Open and Close (\$)	4.2	0.085	0.14	0.48	-23	19.75	5.75	-0.0020	-0.0010	-0.0630
Range Day (Max- Min)/Open %	0.01	0.01	0.02	0.02	0.01	0.01	0.02	0.00	0.01	0.00
Difference in Maximum and Minimum (\$)	8.4	0.20	0.89	1.37	285	84.25	63.75	0.00	0.01	0.32
Average Return (1 Hour) %	0.12	0.34	0.53	0.64	0.37	0.37	0.34	0.10	0.13	0.11
Volatility (1 Hour) %	0.06	0.21	0.29	0.25	0.19	0.17	0.40	0.05	0.07	0.03
Return to Volatility Ratio (1 Hour)	2.197	1.632	1.861	2.56	1.927	2.093	0.859	2.065	1.951	3.535
Intraday Volatility %	0.26	0.94	1.32	1.14	0.89	0.80	1.81	0.21	0.30	0.14

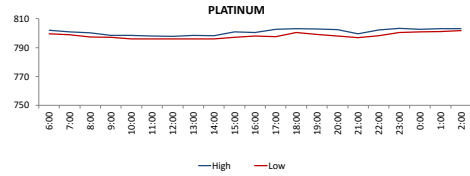
PMEX Hourly Price Movements



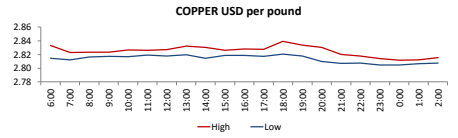
High 1320
Low 1311.6
Open 1313.6
Close 1317.8



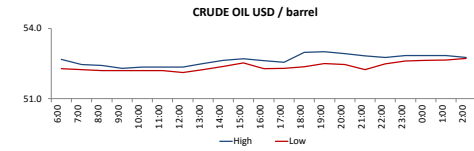
High 15.86
Low 15.663
Open 15.732
Close 15.817



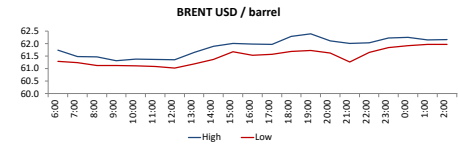
High 803.2
Low 795.9
Open 800.3
Close 802.4



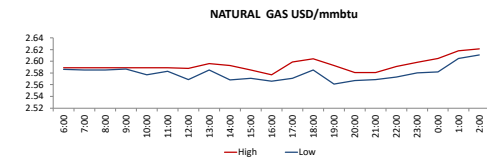
High 2.8395
Low 2.8045
Open 2.831
Close 2.812



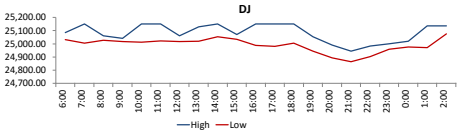
High 53
Low 52.11
Open 52.57
Close 52.71



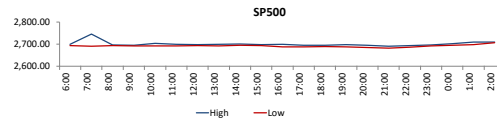
High 62.39
Low 61.02
Open 61.61
Close 62.09



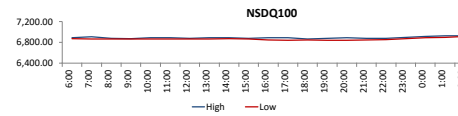
High 2.621
Low 2.561
Open 2.573
Close 2.614



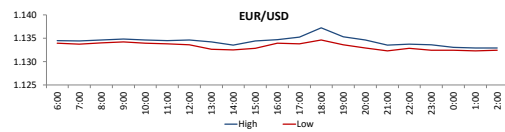
High 25150
Low 24865
Open 25119
Close 25096



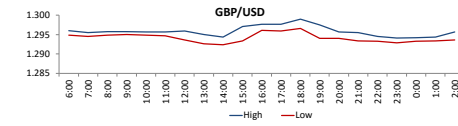
High 2745
Low 2681.25
Open 2703
Close 2708.75



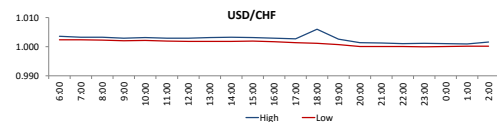
High 2745
Low 2681.25
Open 2703
Close 2708.75



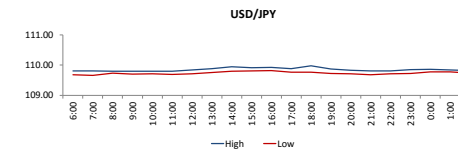
High 1.1372
Low 1.1323
Open 1.134
Close 1.132



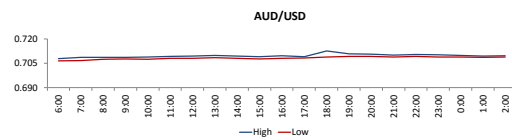
High 1.299
Low 1.2924
Open 1.295
Close 1.294



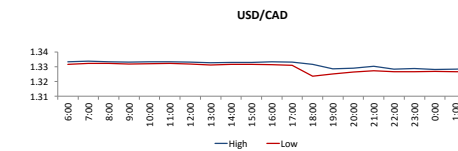
High 1.006
Low 0.9999
Open 1.002
Close 1



High 109.98
Low 109.661
Open 109.826
Close 109.763



High 0.7125
Low 0.7064
Open 0.71
Close 0.7137



High 1.3337
Low 1.3236
Open 1.134
Close 1.132

DISCLAIMER: This report is for information purpose only and does not constitute an offer or solicitation to make an investment in Commodity Futures Contracts which carries risk. Any views, expressions or opinions expressed in this report are solely for providing information to readers. Figures appearing in the report are although taken from reliable sources as presented however, we are not taking any responsibility about its accuracy, completeness and any decision taken on the basis of such information.