

PMEX Daily Commodity Roundup

Wednesday, May 15, 2019



Global Perspective

Metal:
Gold prices steadied on Wednesday after retreating from a one-month high in the previous session. The ongoing negotiations between Washington and Beijing eased investors' concerns. Spot price hovered at USD 1,297.45/oz by 0136 GMT. In other metals, silver July contract was stable at USD 14.80/oz, platinum spot price hovered at USD 856.63/oz and copper July delivery inched higher at USD 2.7360 per pound.

Energy:
Oil prices fell on Wednesday after data showed a surprise rise in U.S. crude stockpiles and Chinese industrial output for April was less than expected. Brent futures declined to USD 71.04/barrel by 0358 GMT, down 0.3%, from their last close. WTI futures slipped to USD 61.38/barrel. Natural gas May contract was steady at USD 2.66/MMBtu.

Indices:
U.S. markets witnessed bullish trend on Tuesday. Dow Jones inched higher to 25,532.05, NASDAQ 100 rose to 7,734.49 and S&P 500 closed higher at 2,834.41.

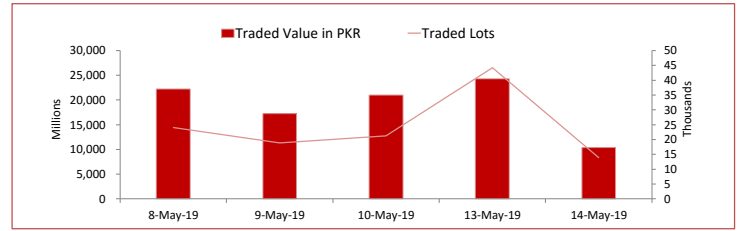
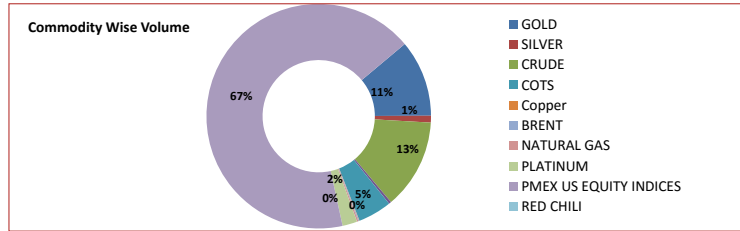
FX:
While USD was steady, AUD hovered near a more than four-month low on Wednesday. Traders awaited European and U.S. data for clues on the health of global economy. A USD could fetch JPY 109.65. AUD dipped to USD 0.6928. EUR firmed at USD 1.1206. On Tuesday GBP had hit a new two-week low of USD 1.2909.

Following data is expected to be announced today and tomorrow around given times:

	Time (PST)	Forecast	Previous	Currency	Impact	Details
May 15, 2019	8:30am	0.70%	1.20%	USD	High	Core Retail Sales m/m
	8:30am	8.20	10.10	USD	High	Retail Sales m/m
	9:30pm	15.2K	25.7K	AUD	High	Employment Change
May 16, 2019	8:30am	10.00	8.50	USD	Medium	Philly Fed Manufacturing Index
	11:15am	-	-	CAD	High	BOC Gov Poloz Speaks
	1:30pm	-	-	GBP	Medium	MPC Member Haskel Speaks

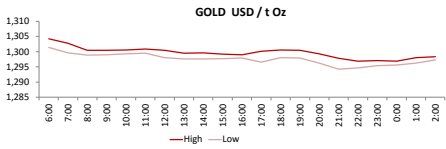
PMEX Market Overview

On Tuesday at Pakistan Mercantile Exchange Limited, PMEX Commodity Index closed at 3,733. The traded value of Metals, Energy and COTS/FX was recorded at PKR 10.322 billion and the number of lots traded 13,826. Major business was contributed by NSDQ100 amounting to PKR 5.571 billion, followed by WTI crude oil (PKR 1.336 billion), gold (PKR 1.140 billion), DJ (PKR 1.118 billion), currencies through COTS (PKR 501.058 million), SP500 (PKR 256.554 million), platinum (PKR 219.334 million), silver (PKR 101.206 million), Palladium (PKR 37.626 million), natural gas (PKR 21.681 million), Brent crude oil (PKR 12.726 million) and copper (PKR 5.396 million). In agriculture commodities 42 lots of cotton valued at PKR 36.433 million and 8 lots of wheat valued at PKR 25.059 million were traded.

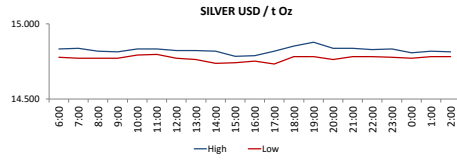


PMEX Price Return Summary

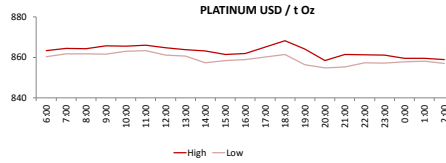
Statistics	Gold	Silver	Crude Oil	Brent Oil	DJ	SP500	NSDQ	EURUSD	GBPUSD	JPYUSD
Return Close/Open %	↓ -0.23%	↑ 0.18%	↑ 0.82%	↑ 1.36%	↑ 1.21%	↑ 1.57%	↑ 1.22%	↓ -0.21%	↓ -0.42%	↑ 0.28%
Difference in Open and Close (\$)	-3.0	0.026	0.50	0.95	305	114.50	34.25	-0.0024	-0.0054	0.3110
Range Day (Max- Min)/Open %	0.01	0.01	0.02	0.03	0.02	0.02	0.02	0.00	0.01	0.01
Difference in Maximum and Minimum (\$)	10.1	0.15	1.45	1.78	439	152.75	50.50	0.01	0.01	0.70
Average Return (1 Hour) %	0.16	0.37	0.57	0.61	0.29	0.37	0.30	0.15	0.18	0.17
Volatility (1 Hour) %	0.06	0.13	0.30	0.31	0.14	0.18	0.15	0.05	0.05	0.06
Return to Volatility Ratio (1 Hour)	2.581	2.928	1.865	1.99	2.138	2.047	2.049	3.048	3.430	3.078
Intraday Volatility %	0.29	0.58	1.39	1.40	0.62	0.83	0.67	0.22	0.23	0.26



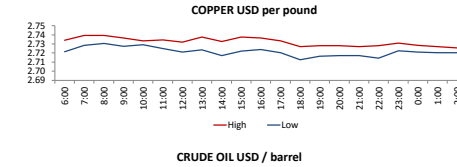
High 1304.3
Low 1294.2
Open 1300.6
Close 1297.6



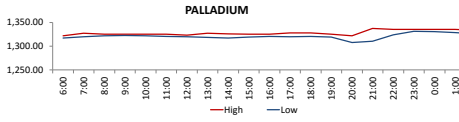
High 14.878
Low 14.732
Open 14.772
Close 14.798



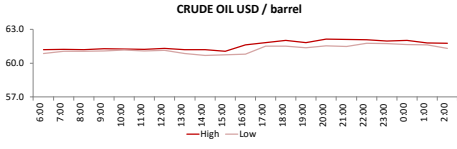
High 868.3
Low 854.8
Open 855.1
Close 858.1



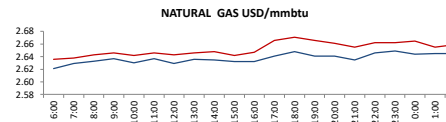
High 2.7395
Low 2.7125
Open 2.719
Close 2.723



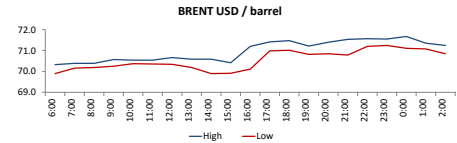
High 1337.3
Low 1307.6
Open 1315.4
Close 1331



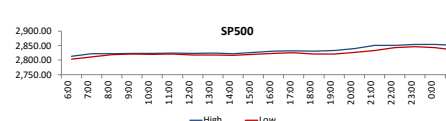
High 61.12
Low 60.68
Open 60.85
Close 61.35



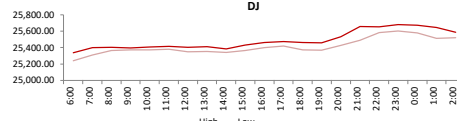
High 2.671
Low 2.621
Open 2.622
Close 2.652



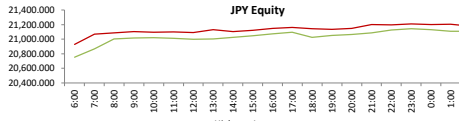
High 71.67
Low 69.89
Open 69.96
Close 70.91



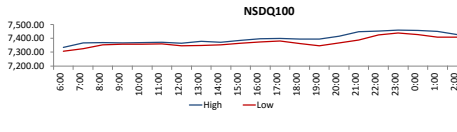
High 2854
Low 2803.5
Open 2806
Close 2840.25



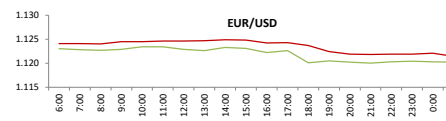
High 25740
Low 25240
Open 25577
Close 25577



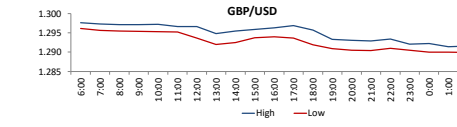
High 21210
Low 20755
Open 20810
Close 21155



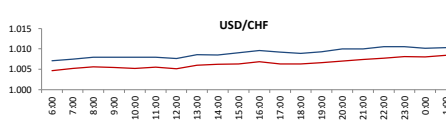
High 2854
Low 2803.5
Open 2806
Close 2840.25



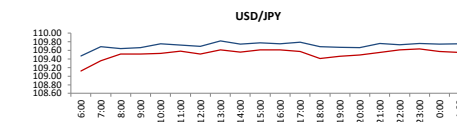
High 1.092
Low 1.092
Open 1.092
Close 1.092



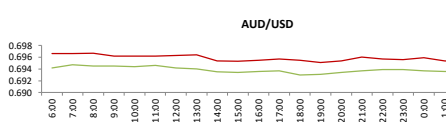
High 1.296
Low 1.2899
Open 1.296
Close 1.2906



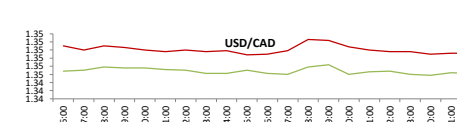
High 1.0105
Low 1.0046
Open 1.0066
Close 1.0092



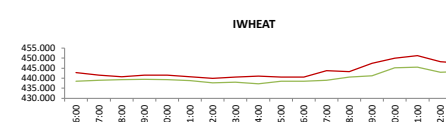
High 109.87
Low 109.12
Open 109.308
Close 109.619



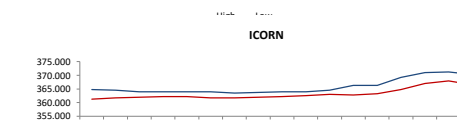
High 0.6967
Low 0.693
Open 0.6945
Close 1.3468



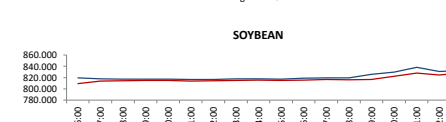
High 1.3493
Low 1.3449
Open 1.1227
Close 1.1203



High 451.25
Low 437.25
Open 436
Close 446.5



High 371.25
Low 361.75
Open 356
Close 369



High 838.5
Low 809.5
Open 802.5
Close 830.25

DISCLAIMER: This report is for information purpose only and does not constitute an offer or solicitation to make an investment in Commodity Futures Contracts which carries risk. Any views, expressions or opinions expressed in this report are solely for providing information to readers. Figures appearing in the report are although taken from reliable sources as presented however, we are not taking any responsibility about its accuracy, completeness and any decision taken on the basis of such information.