

# PMEX Daily Commodity Roundup

Tuesday, June 11, 2019



## Global Perspective

**Metal:**  
Gold held steady on Tuesday after posting its biggest one-day percentage fall in two months in the previous session, after U.S. President Donald Trump's decision not to impose trade tariffs on Mexico lifted USD from recent lows. Spot price rose to USD 1,328.83/oz by 0551 GMT. In other metals, silver July contract rose to USD 14.69/oz, platinum spot price inched higher to USD 805.57/oz and copper July delivery inched higher to USD 2.6785 per pound.

**Energy:**  
Oil prices stabilized on Tuesday on expectations that OPEC and its allies will keep withholding supply to prevent prices from tumbling amid a broad economic slowdown. Front-month Brent futures rose to USD 62.36/barrel by 0023 GMT, 7 cents above Friday's close. WTI futures climbed to USD 53.42. Crude futures are down by some 20% from their 2019 peaks touched in late April, dragged down by a widespread economic downturn. Natural gas June contract rose to USD 2.37/MMBtu.

**Indices:**  
U.S. markets witnessed bullish trend on Monday. Dow Jones rose to 26,062.68 NASDAQ 100 climbed to 7,823.17 and S&P 500 closed higher at 2,886.73.

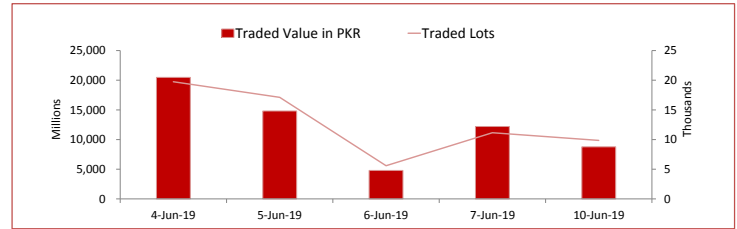
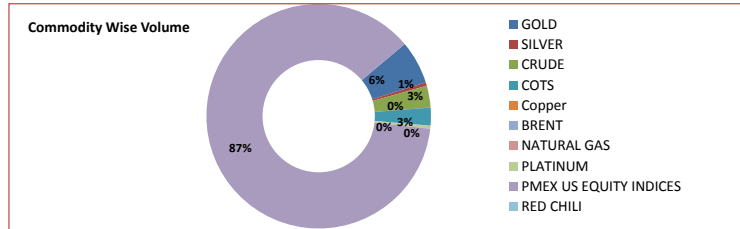
**FX:**  
JPY eased on Tuesday as investors' renewed risk appetite after the United States shelved plans to impose tariffs on Mexico. A USD could fetch JPY 108.625. EUR was little changed at USD 1.1314. AUD was steady at USD 0.6961. On Monday, GBP hovered at USD 1.27 as investors await the outcome of the Conservative party leadership contest to succeed May, who is stepping down following her failure to take Britain out of the European Union.

Following data is expected to be announced today and tomorrow around given times:

	Time (PST)	Forecast	Previous	Currency	Impact	Details
June 11, 2019	4:30am	2.90%	0.03	GBP	High	Average Earnings Index 3m/y
	8:30am	0.20%	0.10%	USD	Medium	Core PPI m/m
	8:30pm		0.60%	AUD	Medium	Westpac Consumer Sentiment
June 12, 2019	4:15am			EUR	High	ECB President Draghi Speaks
	8:30am	0.10%	0.30%	USD	High	CPI m/m
	9:30pm	16.0K	28.4K	AUD	High	Employment Change

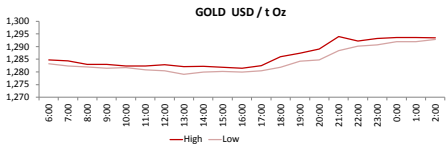
## PMEX Market Overview

On Monday at Pakistan Mercantile Exchange Limited, PMEX Commodity Index closed at 3,757. The traded value of Metals, Energy and COTS/FX was recorded at PKR 8.754 billion and the number of lots traded 9,834. Major business was contributed by NSDQ100 amounting to PKR 6.295 billion followed by gold (PKR 798.371 million), WTI crude oil (PKR 483.328 million), currencies through COTS (PKR 398.170 million), SP500 (PKR 308.094 million), DJ (PKR 254.840 million), platinum (PKR 83.379 million), silver (PKR 76.232 million), copper (PKR 25.820 million), palladium (PKR 20.829 million), natural gas (PKR 5.645 million) and Brent crude oil (PKR 4.378 million). In agriculture commodities 3 lots of wheat valued at PKR 11.251 million and 14 lots of cotton valued at PKR 6.924 million were traded.

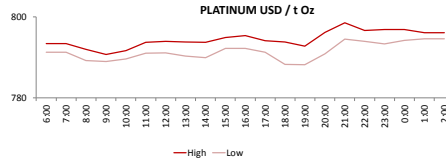


## PMEX Price Return Summary

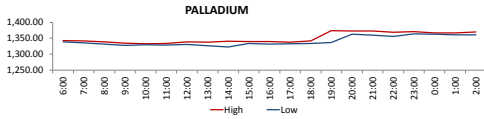
Statistics	Gold	Silver	Crude Oil	Brent Oil	DJ	SP500	NSDQ	EURUSD	GBPUSD	JPYUSD
Return Close/Open %	↓ -0.97%	↓ -2.13%	↓ -1.31%	↓ -1.61%	↑ 0.35%	↑ 1.29%	↑ 0.50%	↓ -0.19%	↓ -0.39%	↑ 0.28%
Difference in Open and Close (\$)	-13.0	-0.320	-0.71	-1.02	91	96.00	14.50	-0.0022	-0.0050	0.3070
Range Day (Max- Min)/Open %	0.01	0.02	0.06	0.06	0.01	0.01	0.01	0.00	0.01	0.00
Difference in Maximum and Minimum (\$)	14.9	0.23	3.38	3.44	162	63.25	23.00	0.00	0.01	0.52
Average Return (1 Hour) %	0.17	0.35	0.79	0.73	0.24	0.28	0.26	0.14	0.18	0.17
Volatility (1 Hour) %	0.09	0.15	0.49	0.40	0.13	0.14	0.14	0.03	0.06	0.05
Return to Volatility Ratio (1 Hour)	1.843	2.328	1.617	1.81	1.926	1.951	1.851	3.976	2.871	3.417
Intraday Volatility %	0.43	0.69	2.24	1.85	0.58	0.66	0.63	0.16	0.28	0.23



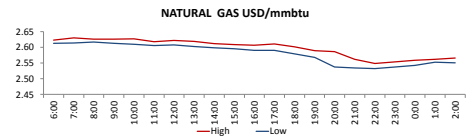
High 1294  
Low 1279.1  
Open 1344.6  
Close 1331.6



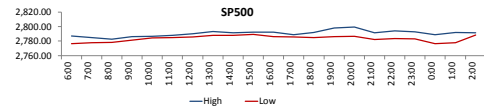
High 798.6  
Low 788.2  
Open 805.8  
Close 805.9



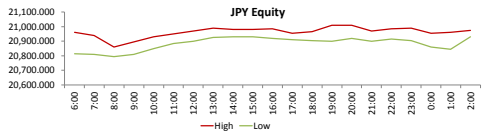
High 1374.5  
Low 1323.1  
Open 1353.8  
Close 1375.8



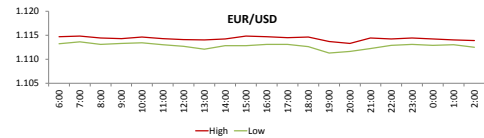
High 2.63  
Low 2.537  
Open 2.337  
Close 2.36



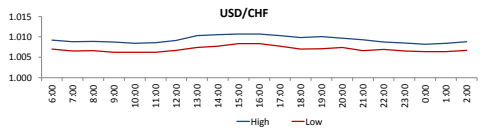
High 2799.25  
Low 2776.25  
Open 2875.75  
Close 2890.25



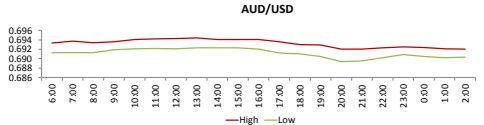
High 21010  
Low 20795  
Open 21045  
Close 21125



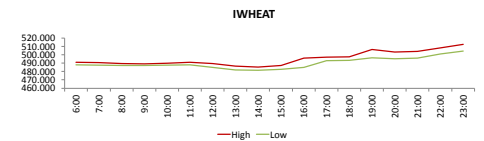
High 1.0944  
Low 1.06894  
Open 1.06999  
Close 1.327



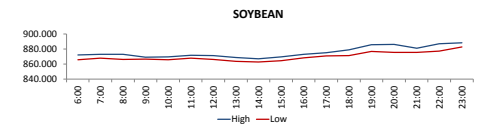
High 1.0107  
Low 1.0062  
Open 0.9879  
Close 0.9901



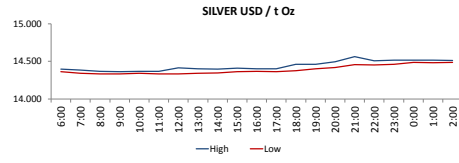
High 0.6944  
Low 0.6894  
Open 0.6999  
Close 1.327



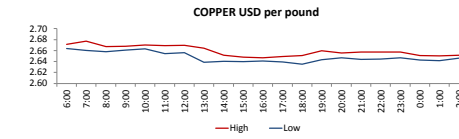
High 512.5  
Low 481.5  
Open 507.25  
Close 506



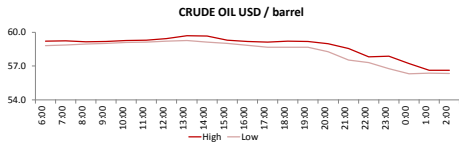
High 888.5  
Low 863  
Open 858  
Close 859.5



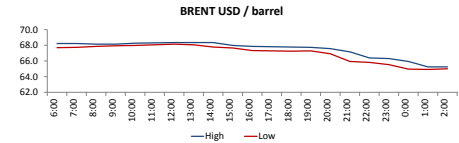
High 14.563  
Low 14.332  
Open 15.003  
Close 14.683



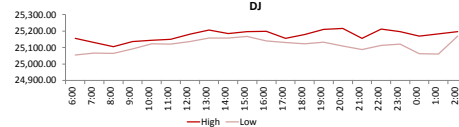
High 2.677  
Low 2.635  
Open 2.6228  
Close 2.66



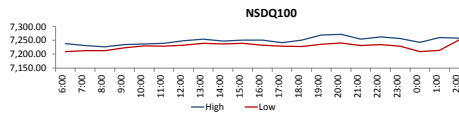
High 59.7  
Low 56.37  
Open 54.06  
Close 53.35



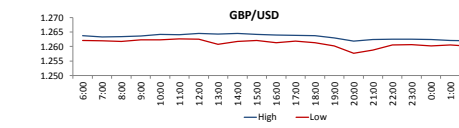
High 68.37  
Low 64.93  
Open 63.34  
Close 62.32



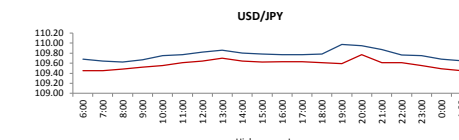
High 25055  
Low 25055  
Open 26113  
Close 26104



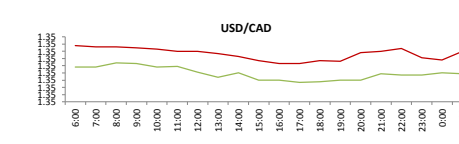
High 2799.25  
Low 2776.25  
Open 2875.75  
Close 2890.25



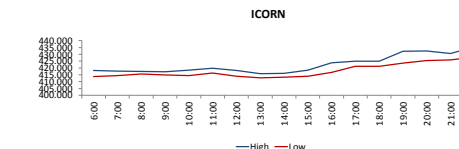
High 1.2645  
Low 1.2577  
Open 1.2736  
Close 1.2686



High 109.97  
Low 109.45  
Open 108.188  
Close 108.495



High 1.3528  
Low 1.3477  
Open 1.1334  
Close 1.1312



High 435.5  
Low 417.75  
Open 417.5  
Close 417.5

**DISCLAIMER:** This report is for information purpose only and does not constitute an offer or solicitation to make an investment in Commodity Futures Contracts which carries risk. Any views, expressions or opinions expressed in this report are solely for providing information to readers. Figures appearing in the report are although taken from reliable sources as presented however, we are not taking any responsibility about its accuracy, completeness and any decision taken on the basis of such information.