

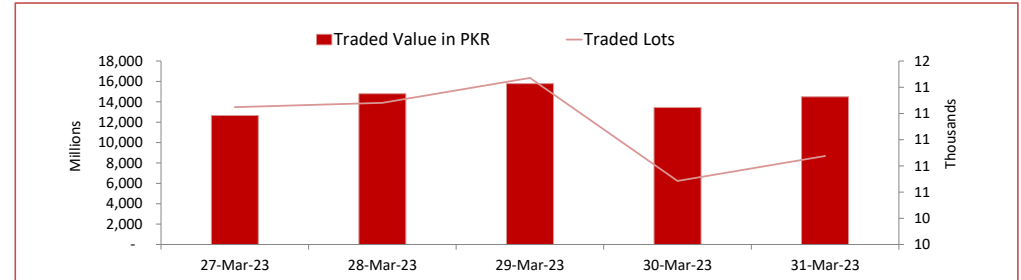
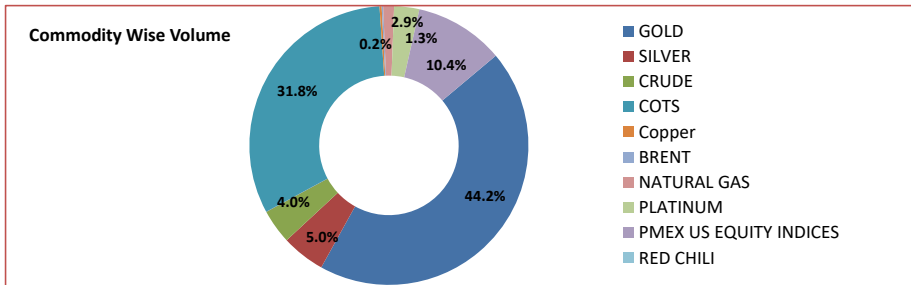
PMEX Daily Statistical Report

Monday, April 3, 2023



PMEX Market Overview

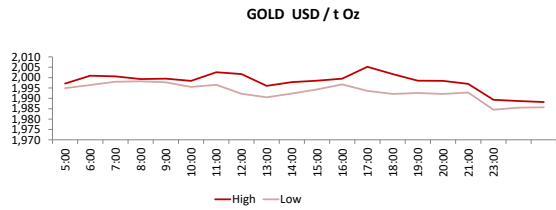
On Friday, at PMEX the traded value of Metals, Energy, COTS/FX and indices was recorded at PKR 14.488 billion and the number of lots traded at 10,872. Major business was contributed by Gold amounting to (PKR 6.401 billion), followed by Currencies through COTS (PKR 4.698 billion), NSDQ 100 (PKR 766.250 million), Silver (PKR 730,047 million), Crude Oil (PKR 578.142 million), DJ (PKR 519.355 million), Platinum (PKR 422.387 million), Natural Gas (PKR 181.742 million), SP500 (PKR 178.431 million), Japan Equity (PKR 39.891 million), Copper (PKR 35.794 million) and Brent (PKR 25.491 million). In Agricultural Commodities, 3 lots of Cotton amounting to PKR 3.543 million were traded.



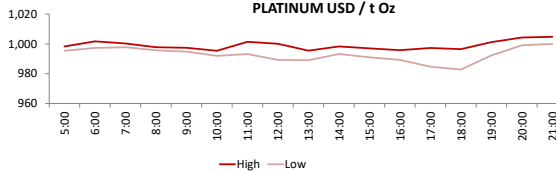
PMEX Price Return Summary

Statistics	Gold	Silver	Crude Oil	Copper	DJ	SP500	NSDQ	EURUSD	GBPUSD	JPYUSD
Return Close/Open %	↓ -0.59%	↑ 0.76%	↑ 1.79%	↓ -0.73%	↑ 1.44%	↑ 1.69%	↑ 1.69%	↑ 1.04%	↓ -0.58%	↓ -0.46%
Difference in Open and Close (\$)	-11.7	0.183	1.33	-0.03	475	221.25	221.25	290.0000	-0.0063	-0.0057
Range Day (Max- Min)/Open %	0.01	0.02	0.03	0.02	0.02	0.02	0.00	0.00	0.01	0.80
Difference in Maximum and Minimum (\$)	21.1	0.48	1.94	0.10	546	253.50	64.25	0.01	0.01	0.99
Average Return (1 Hour) %	0.16	0.43	0.72	0.56	0.21	0.34	0.27	0.16	0.14	0.12
Volatility (1 Hour) %	0.10	0.22	0.38	0.33	0.10	0.17	0.11	0.04	0.06	0.03
Return to Volatility Ratio (1 Hour)	1.673	1.968	1.899	1.717	2.190	1.964	2.480	3.518	2.540	4.815
Intraday Volatility %	0.44	0.99	1.74	1.49	0.45	0.79	0.50	0.21	0.26	0.12

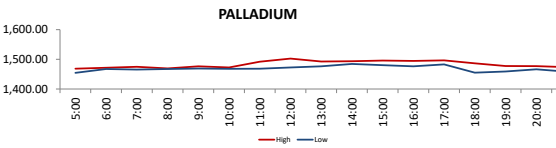
PMEX Hourly Price Movements



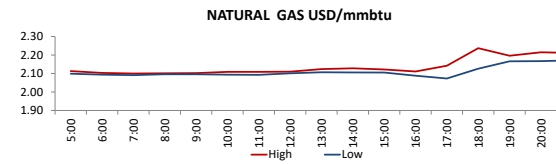
High 2005.2
Low 1984.1
Open 1998.4
Close 1986.7



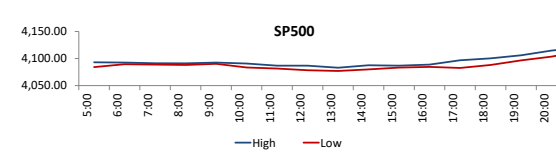
High 1004.8
Low 982.8
Open 997.1
Close 1001.2



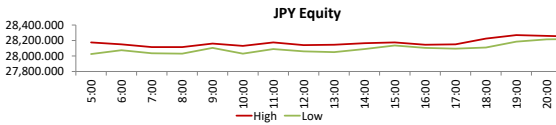
2245.5
2254.5
2241.5
2164



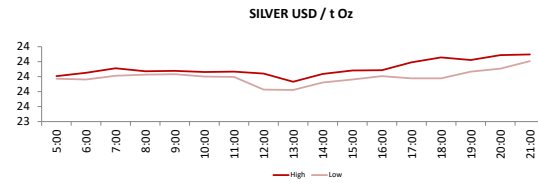
High 2.237
Low 2.073
Open 2.103
Close 2.166



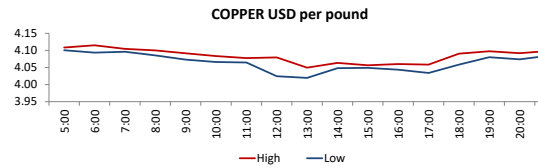
High 4141.25
Low 4077
Open 13089.25
Close 13310.5



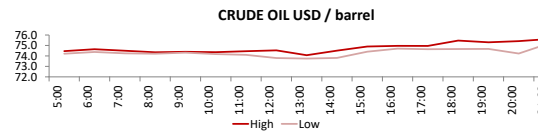
High 2259
Low 2261.5
Open 2263.5
Close 2253



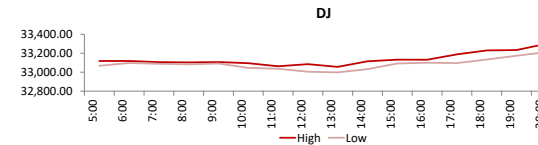
High 24.297
Low 23.822
Open 24.045
Close 24.228



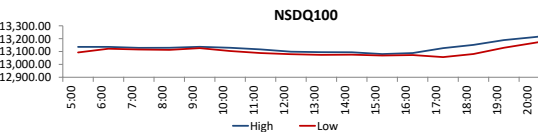
High 4.115
Low 4.0195
Open 4.1115
Close 4.0813



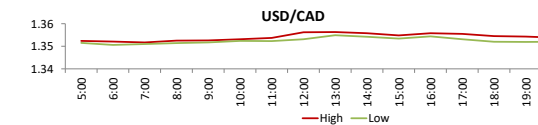
High 75.69
Low 73.75
Open 74.35
Close 75.68



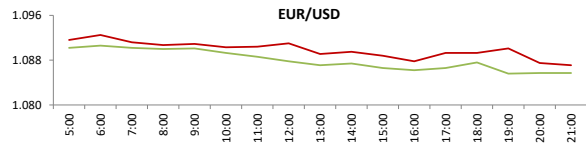
High 33544
Low 32998
Open 33055
Close 33530



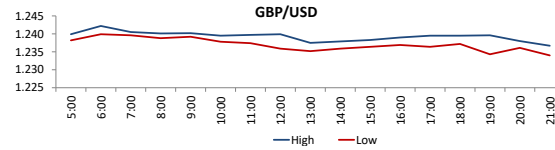
High 4141.25
Low 4077
Open 13089.25
Close 13310.5



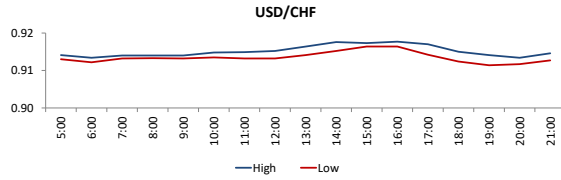
High 1.3563
Low 1.3506
Open 28015
Close 28305



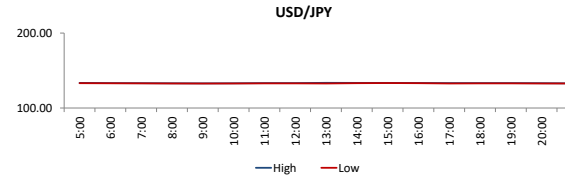
High 0.6737
 Low 0.6669
 Open 132.693
 Close 0.6685



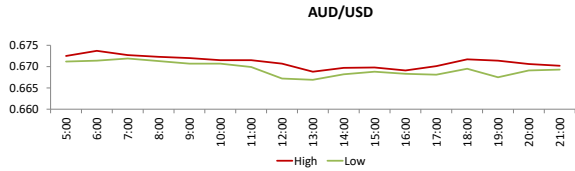
High 1.2422
 Low 1.2321
 Open 1.0906
 Close 1.0843



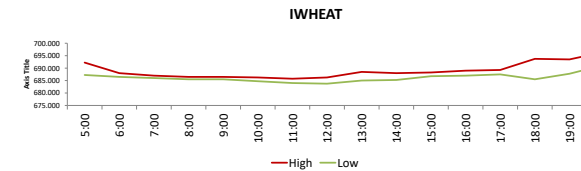
High 0.9177
 Low 0.9114
 Open 1.3523
 Close 1.3517



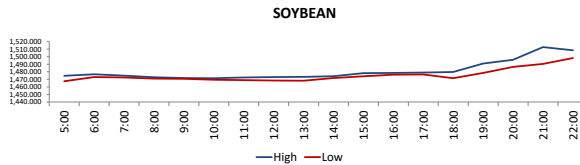
High 133.585
 Low 132.6
 Open 1.2389
 Close 1.2332



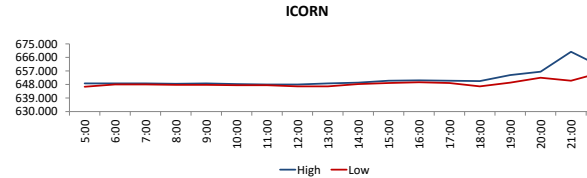
High 0.6737
 Low 0.6669
 Open 132.693
 Close 0.6685



High 726.5
 Low 712
 Open 725.25
 Close 725.25



High 1512.75
 Low 1467.5
 Open 651.25
 Close 658.75



High 669.75
 Low 646.5
 Open 83.57
 Close 82.68

DISCLAIMER: This report is for information purpose only and does not constitute an offer or solicitation to make an investment in Commodity Futures Contracts which carries risk. Any views, expressions or opinions expressed in this report are solely for providing information to readers. Figures appearing in the report are although taken from reliable sources as presented however, we are not taking any responsibility about its accuracy, completeness and any decision taken on the basis of such information.

For subscription and further information please contact us at:

UAN: +92-21-111-11-PMEX (7639) | Email: info@pmex.com.pk | Web: www.pmex.com.pk