

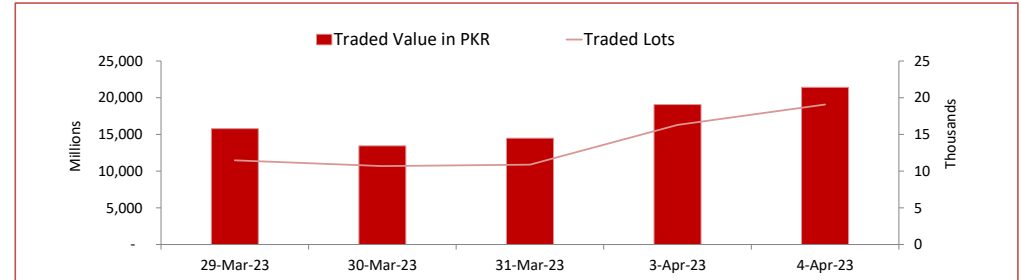
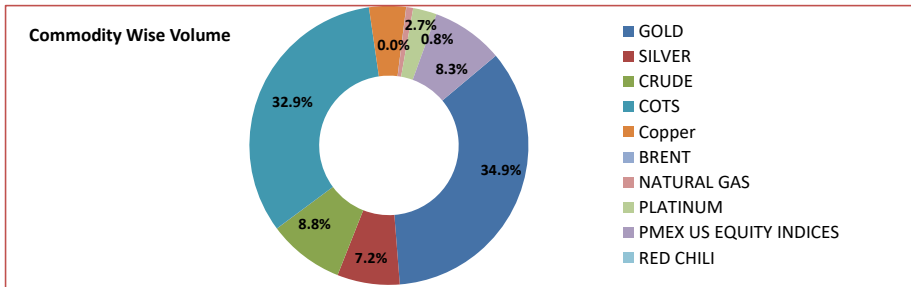
# PMEX Daily Statistical Report

Wednesday, April 5, 2023



## PMEX Market Overview

On Tuesday, at PMEX the traded value of Metals, Energy, COTS/FX and indices was recorded at PKR 21.416 billion and the number of lots traded at 19,071. Major business was contributed by Gold amounting to (PKR 7.467 billion), followed by Currencies through COTS (PKR 7.038 billion), Crude Oil (PKR 1.892 billion), Silver (PKR 1.151 billion), NSDQ 100 (PKR 997.072 million), Copper (PKR 914.237 million), DJ (PKR 672.174 million), Platinum (PKR 588.859 million), Natural Gas (PKR 167.730 million), SP500 (PKR 62.639 million), Japan Equity (PKR 56.244 million) and Brent (PKR 6.547 million). In Agricultural Commodities, 2 lots of Cotton amounting to PKR 2.292 million were traded.

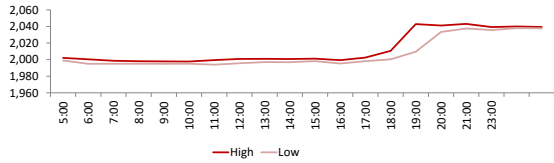


## PMEX Price Return Summary

Statistics	Gold	Silver	Crude Oil	Copper	DJ	SP500	NSDQ	EURUSD	GBPUSD	JPYUSD
Return Close/Open %	↑ 1.83%	↑ 4.44%	↑ 0.77%	↓ -1.95%	↓ -0.45%	↓ -0.23%	↓ -0.23%	↓ -0.41%	↑ 0.49%	↑ 0.65%
Difference in Open and Close (\$)	36.6	1.070	0.62	-0.08	-151	-31.00	-31.00	-115.0000	0.0053	0.0081
Range Day (Max- Min)/Open %	0.02	0.05	0.03	0.03	0.01	0.01	0.00	0.00	0.01	1.32
Difference in Maximum and Minimum (\$)	49.2	1.22	2.17	0.13	421	180.00	56.25	0.01	0.01	1.65
Average Return (1 Hour) %	0.16	0.43	0.72	0.56	0.21	0.34	0.27	0.16	0.14	0.12
Volatility (1 Hour) %	0.10	0.22	0.38	0.33	0.10	0.17	0.11	0.04	0.06	0.03
Return to Volatility Ratio (1 Hour)	1.673	1.968	1.899	1.717	2.190	1.964	2.480	3.518	2.540	4.815
Intraday Volatility %	0.44	0.99	1.74	1.49	0.45	0.79	0.50	0.21	0.26	0.12

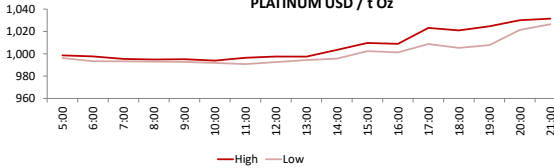
**PMEX Hourly Price Movements**

**GOLD USD / t Oz**



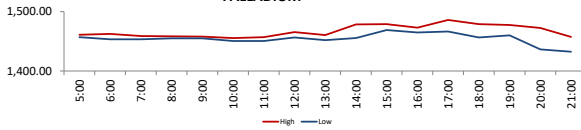
High 2043.1  
Low 1993.9  
Open 2001.9  
Close 2038.5

**PLATINUM USD / t Oz**



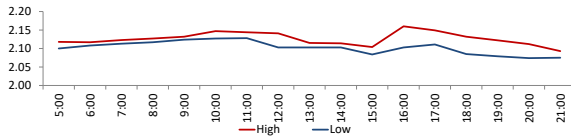
High 1031.9  
Low 990.8  
Open 998.6  
Close 1029.2

**PALLADIUM**



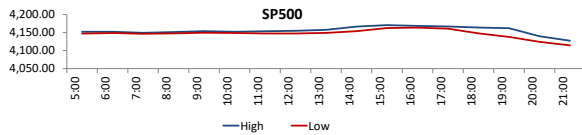
2245.5  
2254.5  
2241.5  
2164

**NATURAL GAS USD/mmbtu**



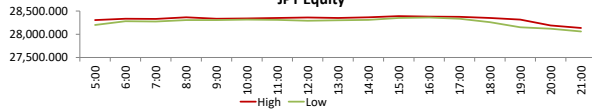
High 2.16  
Low 2.074  
Open 2.116  
Close 2.091

**SP500**



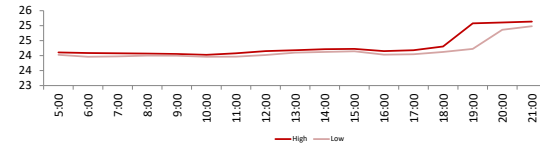
High 4170.5  
Low 4114.25  
Open 13261.5  
Close 13230.5

**JPY Equity**



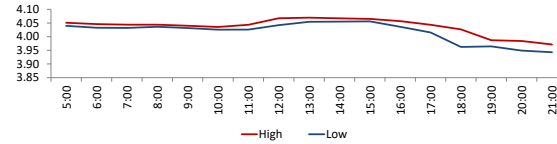
High 2259  
Low 2261.5  
Open 2263.5  
Close 2253

**SILVER USD / t Oz**



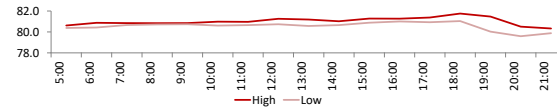
High 25.182  
Low 23.962  
Open 24.108  
Close 25.178

**COPPER USD per pound**



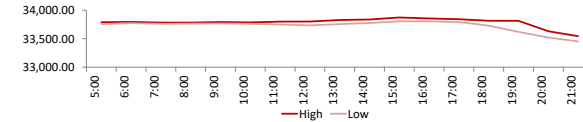
High 4.0695  
Low 3.943  
Open 4.0513  
Close 3.9725

**CRUDE OIL USD / barrel**



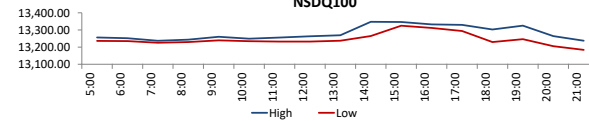
High 81.76  
Low 79.59  
Open 80.43  
Close 81.05

**DJ**



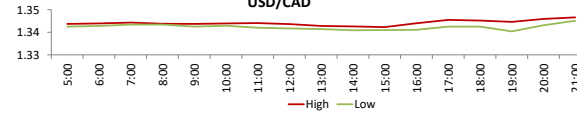
High 33873  
Low 33452  
Open 33774  
Close 33623

**NSDQ100**

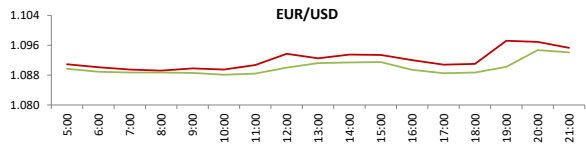


High 4170.5  
Low 4114.25  
Open 13261.5  
Close 13230.5

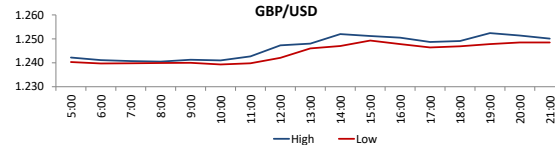
**USD/CAD**



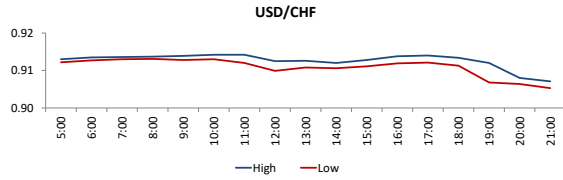
High 1.3466  
Low 1.3404  
Open 28280  
Close 28165



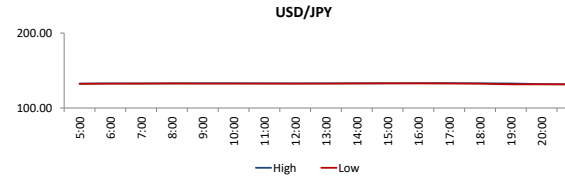
High 0.6792  
 Low 0.6719  
 Open 132.406  
 Close 0.6752



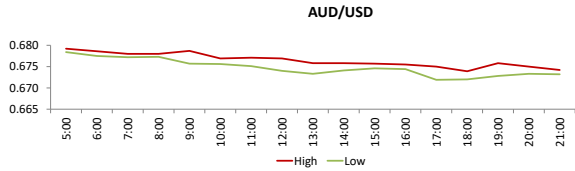
High 1.2524  
 Low 1.2393  
 Open 1.0903  
 Close 1.0956



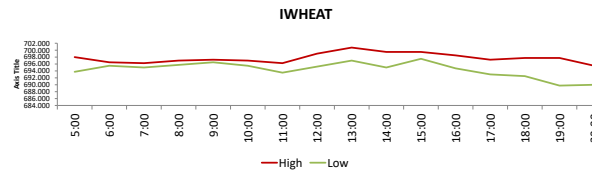
High 0.9142  
 Low 0.9005  
 Open 1.3436  
 Close 1.3444



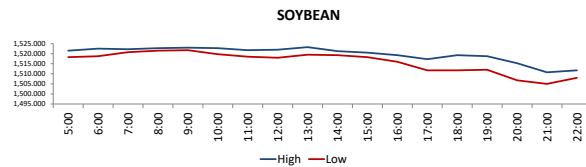
High 133.159  
 Low 131.506  
 Open 1.2419  
 Close 1.25



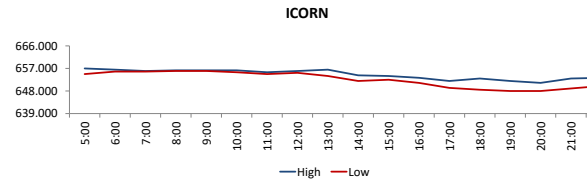
High 0.6792  
 Low 0.6719  
 Open 132.406  
 Close 0.6752



High 726.5  
 Low 712  
 Open 725.25  
 Close 725.25



High 1523.25  
 Low 1505  
 Open 657.25  
 Close 652.25



High 657  
 Low 648  
 Open 82.44  
 Close 80.86

**DISCLAIMER:** This report is for information purpose only and does not constitute an offer or solicitation to make an investment in Commodity Futures Contracts which carries risk. Any views, expressions or opinions expressed in this report are solely for providing information to readers. Figures appearing in the report are although taken from reliable sources as presented however, we are not taking any responsibility about its accuracy, completeness and any decision taken on the basis of such information.

For subscription and further information please contact us at:

UAN: +92-21-111-11-PMEX (7639) | Email: info@pmex.com.pk | Web: www.pmex.com.pk