

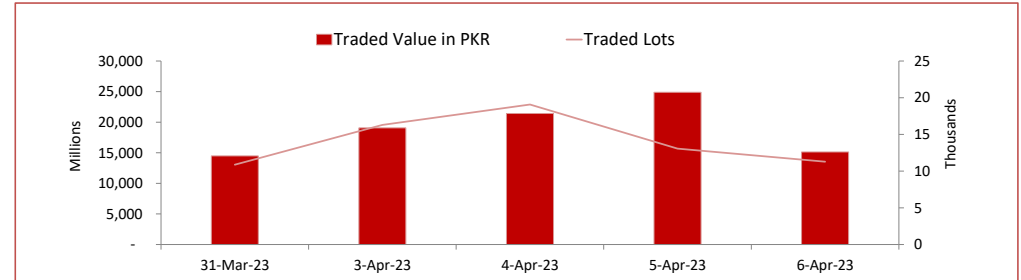
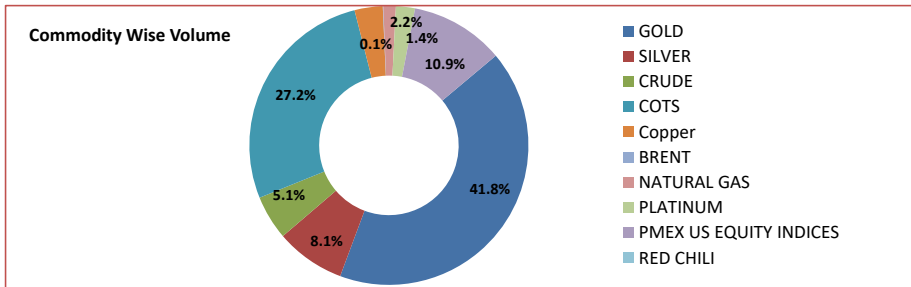
# PMEX Daily Statistical Report

Friday, April 7, 2023



## PMEX Market Overview

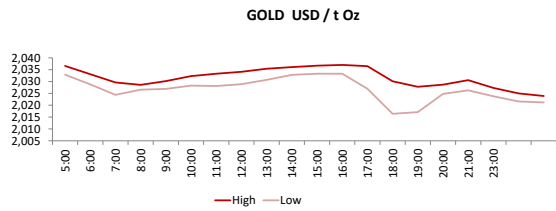
On Thursday, at PMEX the traded value of Metals, Energy, COTS/FX and indices was recorded at PKR 15.134 billion and the number of lots traded at 11,284. Major business was contributed by Gold amounting to (PKR 6.325 billion), followed by Currencies through COTS (PKR 4.109 billion), Silver (PKR 1.219 billion), NSDQ 100 (PKR 1.026 billion), Crude Oil (PKR 778.446 million), Copper (PKR 493.777 million), DJ (PKR 357.937 million), Platinum (PKR 334.109 million), Natural Gas (PKR 218.818 million), SP500 (PKR 214.434 million), Japan Equity (PKR 47.734 million) and Brent (PKR 8.796 million).



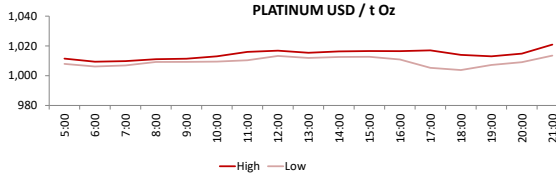
## PMEX Price Return Summary

Statistics	Gold	Silver	Crude Oil	Copper	DJ	SP500	NSDQ	EURUSD	GBPUSD	JPYUSD
Return Close/Open %	↓ -0.65%	↑ 0.16%	↑ 0.15%	↑ 0.75%	↓ -0.01%	↑ 0.70%	↑ 0.70%	↓ -0.27%	↑ 0.14%	↓ -0.18%
Difference in Open and Close (\$)	-13.2	0.040	0.12	0.03	-4	91.75	91.75	-75.0000	0.0015	-0.0023
Range Day (Max- Min)/Open %	0.01	0.02	0.02	0.01	0.01	0.02	0.00	0.00	0.01	0.91
Difference in Maximum and Minimum (\$)	20.8	0.47	1.31	0.06	223	235.50	38.50	0.01	0.01	1.13
Average Return (1 Hour) %	0.16	0.43	0.72	0.56	0.21	0.34	0.27	0.16	0.14	0.12
Volatility (1 Hour) %	0.10	0.22	0.38	0.33	0.10	0.17	0.11	0.04	0.06	0.03
Return to Volatility Ratio (1 Hour)	1.673	1.968	1.899	1.717	2.190	1.964	2.480	3.518	2.540	4.815
Intraday Volatility %	0.44	0.99	1.74	1.49	0.45	0.79	0.50	0.21	0.26	0.12

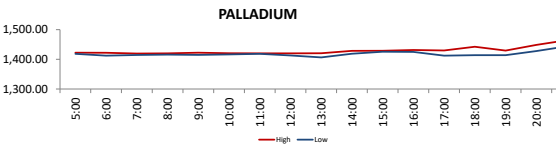
**PMEX Hourly Price Movements**



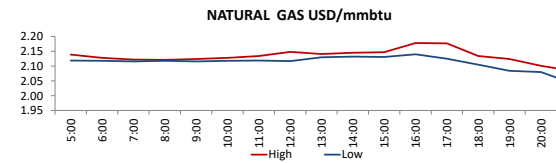
High 2037.2  
Low 2016.4  
Open 2037.1  
Close 2023.9



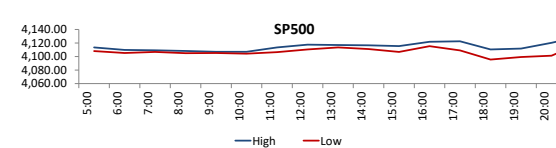
High 1020.9  
Low 1003.8  
Open 1009  
Close 1017.5



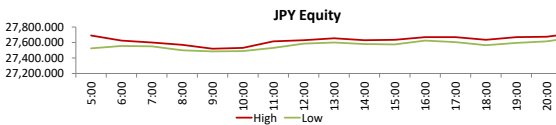
2245.5  
2254.5  
2241.5  
2164



High 2.178  
Low 1.99  
Open 2.143  
Close 2.03



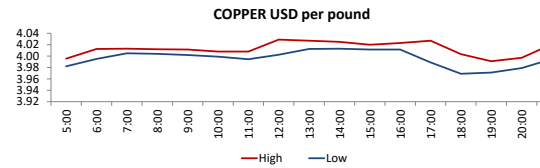
High 4134  
Low 4095.5  
Open 13071.5  
Close 13163.25



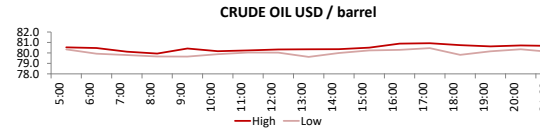
High 2259  
Low 2261.5  
Open 2263.5  
Close 2253



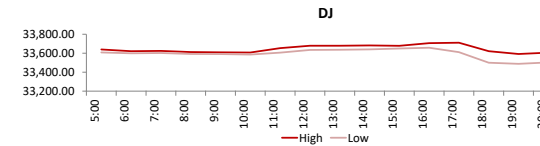
High 25.152  
Low 24.687  
Open 25.091  
Close 25.131



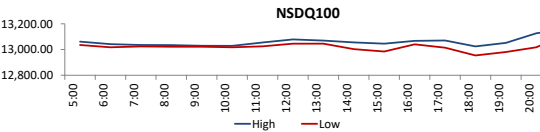
High 4.029  
Low 3.969  
Open 3.9833  
Close 4.013



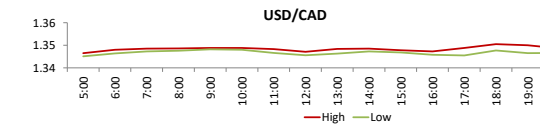
High 80.93  
Low 79.62  
Open 80.34  
Close 80.46



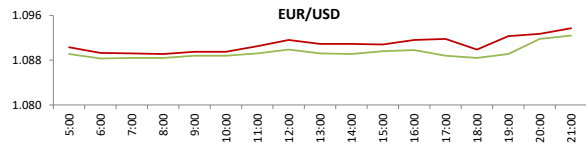
High 33711  
Low 33488  
Open 33642  
Close 33638



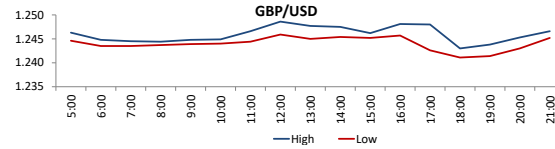
High 4134  
Low 4095.5  
Open 13071.5  
Close 13163.25



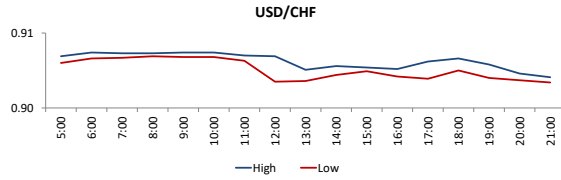
High 1.3505  
Low 1.3445  
Open 27750  
Close 27675



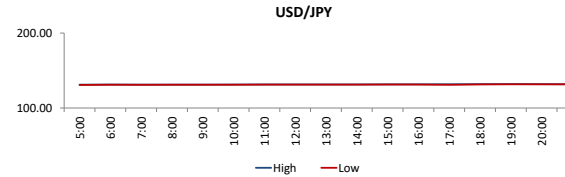
High 0.6724  
 Low 0.6651  
 Open 131.328  
 Close 0.6672



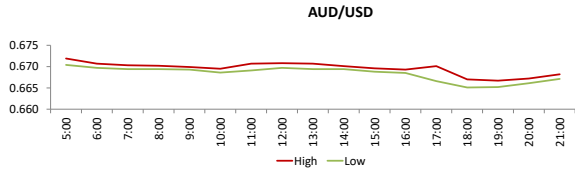
High 1.2486  
 Low 1.2411  
 Open 1.0907  
 Close 1.0922



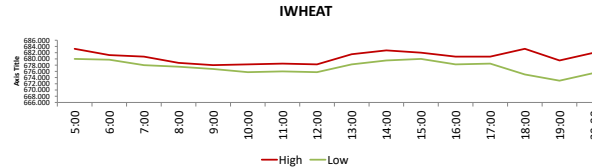
High 0.9074  
 Low 0.9034  
 Open 1.3457  
 Close 1.3493



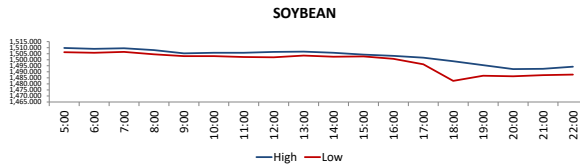
High 131.893  
 Low 130.762  
 Open 1.2467  
 Close 1.2439



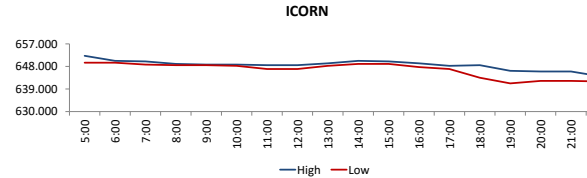
High 0.6724  
 Low 0.6651  
 Open 131.328  
 Close 0.6672



High 726.5  
 Low 712  
 Open 725.25  
 Close 725.25



High 1509.75  
 Low 1482.5  
 Open 651.5  
 Close 644



High 652.5  
 Low 641.25  
 Open 81.04  
 Close 83.05

**DISCLAIMER:** This report is for information purpose only and does not constitute an offer or solicitation to make an investment in Commodity Futures Contracts which carries risk. Any views, expressions or opinions expressed in this report are solely for providing information to readers. Figures appearing in the report are although taken from reliable sources as presented however, we are not taking any responsibility about its accuracy, completeness and any decision taken on the basis of such information.

For subscription and further information please contact us at:

UAN: +92-21-111-11-PMEX (7639) | Email: info@pmex.com.pk | Web: www.pmex.com.pk