

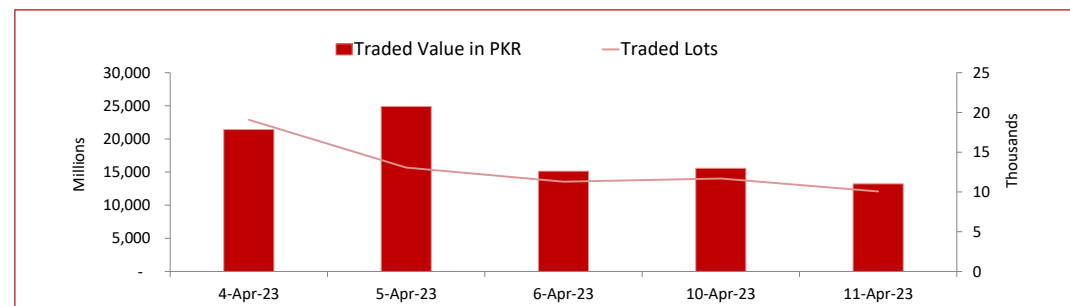
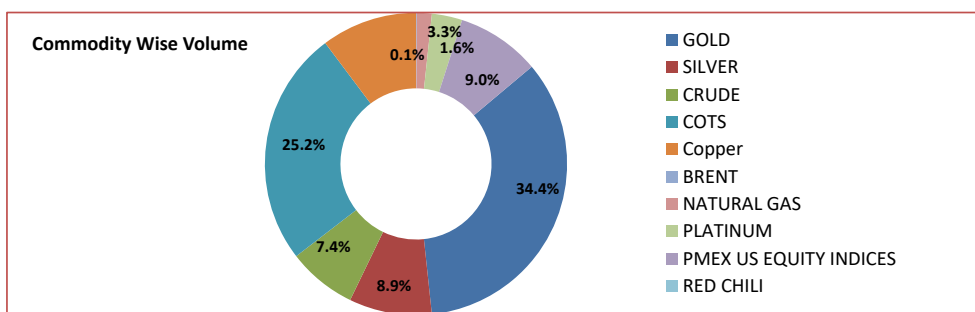
# PMEX Daily Statistical Report

Wednesday, April 12, 2023



## PMEX Market Overview

On Tuesday at PMEX the traded value of Metals, Energy, COTS/FX and indices was recorded at PKR 13.229 billion and the number of lots traded at 10,063. Major business was contributed by Gold amounting to PKR 4.555 billion, followed by Currencies through COTS (PKR 3.332 billion), Copper (PKR 1.357 billion), Silver (PKR 1.171 billion), Crude Oil (PKR 976.611 million), NSDQ 100 (PKR 640.573 million), Platinum (PKR 430.388 million), DJ (PKR 378.735 million), Natural Gas (PKR 211.319 million), SP 500 (PKR 116.511 million), Japan Equity (PKR 48.225 million) and Brent (PKR 10.730 million).

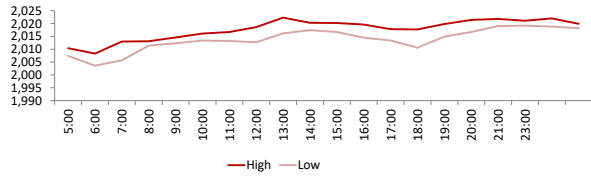


## PMEX Price Return Summary

| Statistics                             | Gold    | Silver  | Crude Oil | Copper  | DJ      | SP500    | NSDQ     | EURUSD   | GBPUSD  | JPYUSD  |
|--|---------|---------|-----------|---------|---------|----------|----------|----------|---------|---------|
| Return Close/Open %                    | ↑ 0.62% | ↑ 0.74% | ↑ 1.94%   | ↑ 1.05% | ↑ 0.30% | ↓ -0.65% | ↓ -0.65% | ↑ 0.57%  | ↑ 0.48% | ↑ 0.35% |
| Difference in Open and Close (\$)      | 12.4    | 0.185   | 1.55      | 0.04    | 102     | -85.25   | -85.25   | 160.0000 | 0.0052  | 0.0043  |
| Range Day (Max- Min)/Open %            | 0.01    | 0.01    | 0.03      | 0.02    | 0.01    | 0.01     | 0.00     | 0.00     | 0.01    | 0.67    |
| Difference in Maximum and Minimum (\$) | 18.7    | 0.31    | 2.21      | 0.08    | 222     | 154.75   | 22.75    | 0.01     | 0.01    | 0.84    |
| Average Return (1 Hour) %              | 0.16    | 0.43    | 0.72      | 0.56    | 0.21    | 0.34     | 0.27     | 0.16     | 0.14    | 0.12    |
| Volatility (1 Hour) %                  | 0.10    | 0.22    | 0.38      | 0.33    | 0.10    | 0.17     | 0.11     | 0.04     | 0.06    | 0.03    |
| Return to Volatility Ratio (1 Hour)    | 1.673   | 1.968   | 1.899     | 1.717   | 2.190   | 1.964    | 2.480    | 3.518    | 2.540   | 4.815   |
| Intraday Volatility %                  | 0.44    | 0.99    | 1.74      | 1.49    | 0.45    | 0.79     | 0.50     | 0.21     | 0.26    | 0.12    |

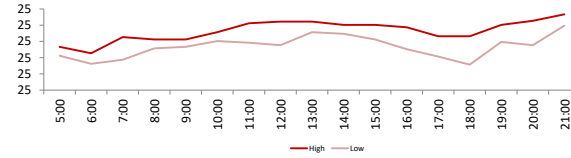
**PMEX Hourly Price Movements**

**GOLD USD / t Oz**



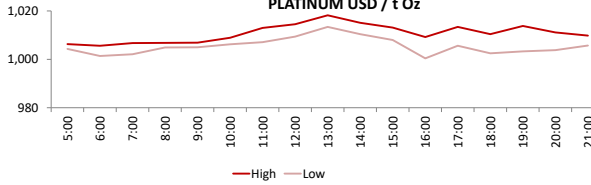
High 2022.3  
Low 2003.6  
Open 2006.6  
Close 2019

**SILVER USD / t Oz**



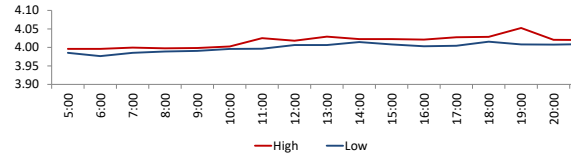
High 25.267  
Low 24.957  
Open 25.008  
Close 25.193

**PLATINUM USD / t Oz**



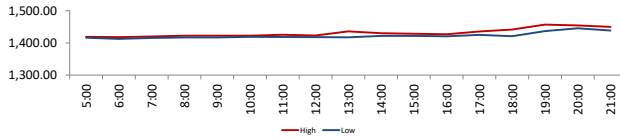
High 1018.2  
Low 1000.4  
Open 1003.4  
Close 1004.8

**COPPER USD per pound**



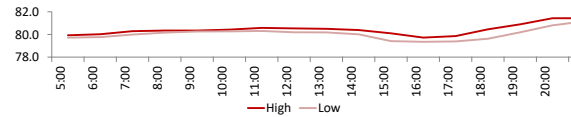
High 4.0525  
Low 3.9765  
Open 3.9888  
Close 4.0305

**PALLADIUM**



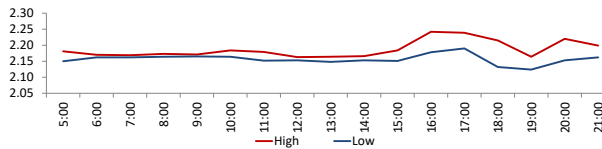
2245.5  
2254.5  
2241.5  
2164

**CRUDE OIL USD / barrel**



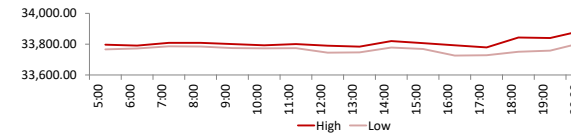
High 81.56  
Low 79.35  
Open 79.92  
Close 81.47

**NATURAL GAS USD/mmbtu**



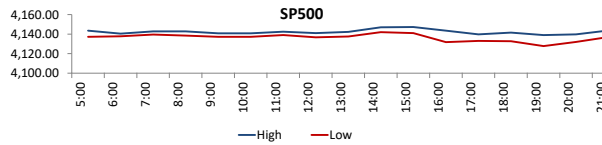
High 2.242  
Low 2.174  
Open 2.181  
Close 2.222

**DJ**



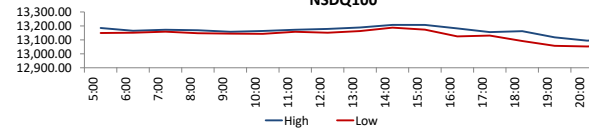
High 33948  
Low 33726  
Open 33771  
Close 33873

**SP500**



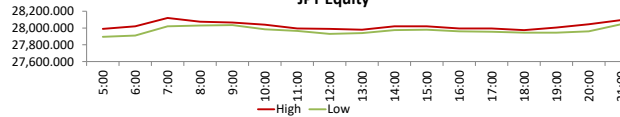
High 4150.5  
Low 4127.75  
Open 13165.75  
Close 13080.5

**NSDQ100**



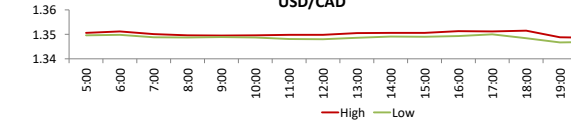
High 4150.5  
Low 4127.75  
Open 13165.75  
Close 13080.5

**JPY Equity**

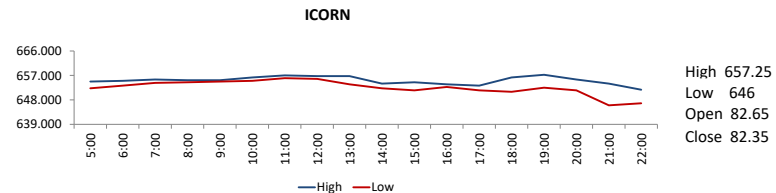
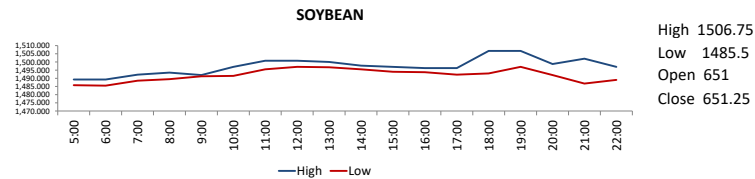
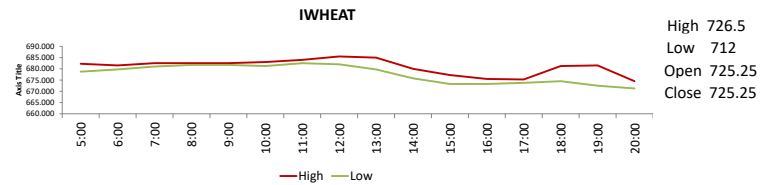
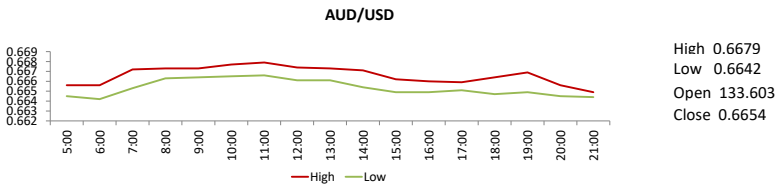
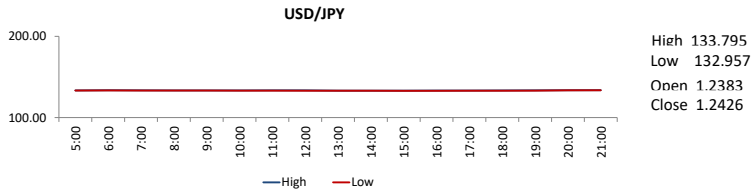
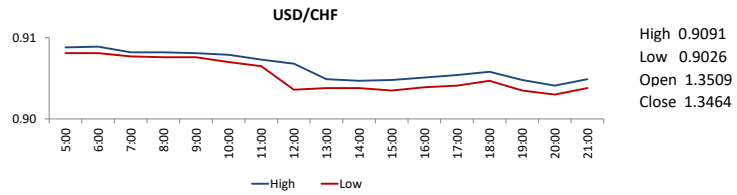
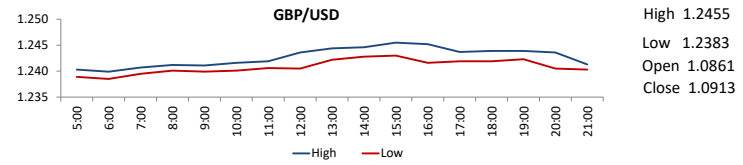
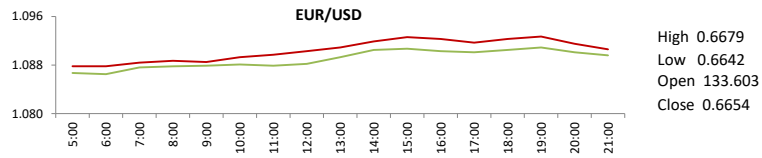


High 2259  
Low 2261.5  
Open 2263.5  
Close 2253

**USD/CAD**



High 1.3515  
Low 1.3456  
Open 27930  
Close 28090



**DISCLAIMER:** This report is for information purpose only and does not constitute an offer or solicitation to make an investment in Commodity Futures Contracts which carries risk. Any views, expressions or opinions expressed in this report are solely for providing information to readers. Figures appearing in the report are although taken from reliable sources as presented however, we are not taking any responsibility about its accuracy, completeness and any decision taken on the basis of such information.

For subscription and further information please contact us at:

UAN: +92-21-111-11-PMEX (7639) | Email: info@pmex.com.pk | Web: www.pmex.com.pk