

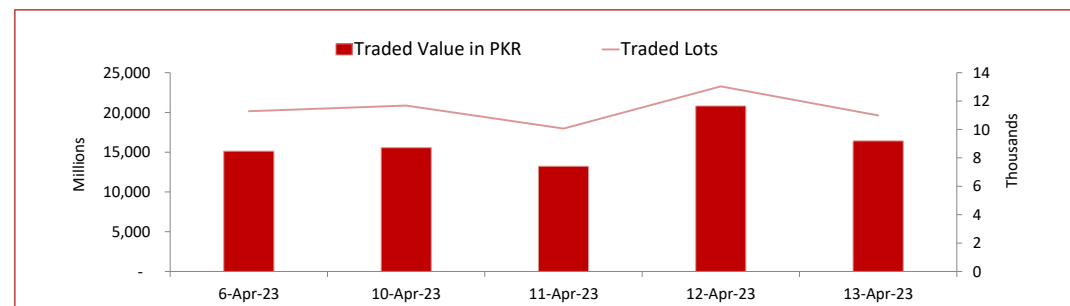
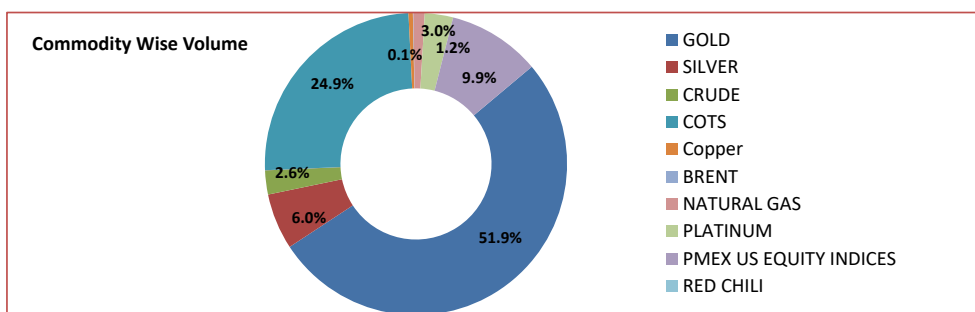
PMEX Daily Statistical Report

Friday, April 14, 2023



PMEX Market Overview

On Thursday at PMEX the traded value of Metals, Energy, COTS/FX and indices was recorded at PKR 16.418 billion and the number of lots traded at 10,986. Major business was contributed by Gold amounting to PKR 8.517 billion, followed by Currencies through COTS (PKR 4.082 billion), NSDQ 100 (PKR 1.258 billion), Silver (PKR 984.824 million), Platinum (PKR 497.909 million), Crude Oil (PKR 421.494 million), DJ (PKR 262.402 million), Natural Gas (PKR 197.811 million), SP 500 (PKR 77.193 million), Copper (PKR 76.590 million), Japan Equity (PKR 32.224 million) and Brent (PKR 8.962 million). In Agricultural commodities, 3 lots of Cotton amounting to PKR 3.590 million were traded.

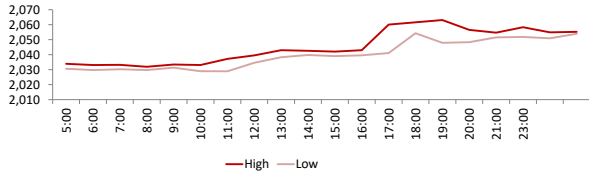


PMEX Price Return Summary

Statistics	Gold	Silver	Crude Oil	Copper	DJ	SP500	NSDQ	EURUSD	GBPUSD	JPYUSD
Return Close/Open %	↑ 1.23%	↑ 1.33%	↓ -1.01%	↑ 1.47%	↑ 1.15%	↑ 1.72%	↑ 1.72%	↑ 1.68%	↑ 0.51%	↑ 0.32%
Difference in Open and Close (\$)	24.9	0.340	-0.84	0.06	388	223.25	223.25	470.0000	0.0056	0.0040
Range Day (Max- Min)/Open %	0.02	0.02	0.02	0.02	0.01	0.02	0.01	0.00	0.01	1.11
Difference in Maximum and Minimum (\$)	34.2	0.59	1.31	0.09	470	301.75	66.50	0.01	0.01	1.38
Average Return (1 Hour) %	0.16	0.43	0.72	0.56	0.21	0.34	0.27	0.16	0.14	0.12
Volatility (1 Hour) %	0.10	0.22	0.38	0.33	0.10	0.17	0.11	0.04	0.06	0.03
Return to Volatility Ratio (1 Hour)	1.673	1.968	1.899	1.717	2.190	1.964	2.480	3.518	2.540	4.815
Intraday Volatility %	0.44	0.99	1.74	1.49	0.45	0.79	0.50	0.21	0.26	0.12

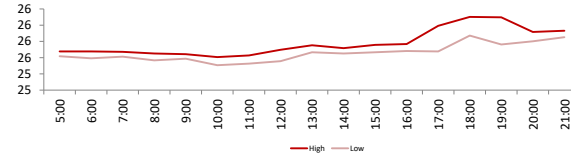
PMEX Hourly Price Movements

GOLD USD / t Oz



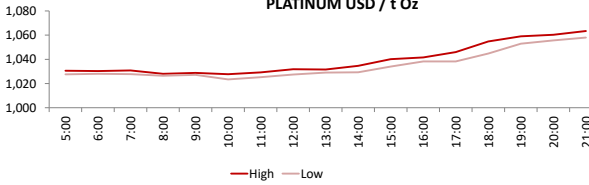
High 2063.1
Low 2028.9
Open 2029.8
Close 2054.7

SILVER USD / t Oz



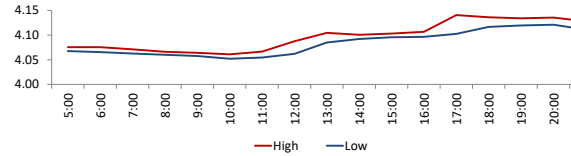
High 26.102
Low 25.507
Open 25.628
Close 25.968

PLATINUM USD / t Oz



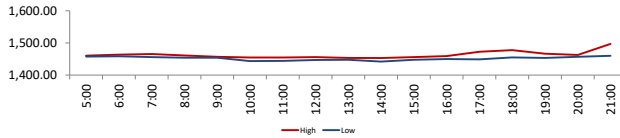
High 1069.6
Low 1023.4
Open 1028.7
Close 1063.5

COPPER USD per pound



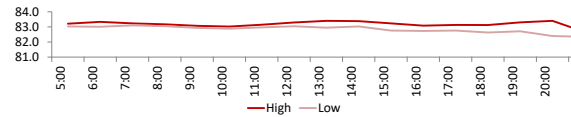
High 4.1405
Low 4.052
Open 4.068
Close 4.1278

PALLADIUM



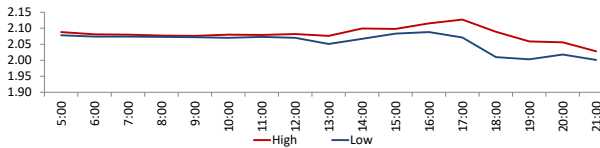
2245.5
2254.5
2241.5
2164

CRUDE OIL USD / barrel



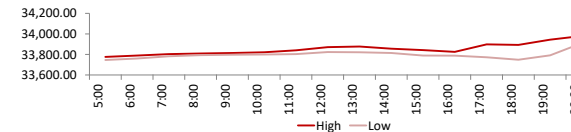
High 83.4
Low 82.09
Open 83.26
Close 82.42

NATURAL GAS USD/mmbtu



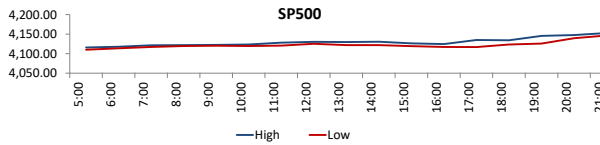
High 2.127
Low 1.993
Open 2.085
Close 2.014

DJ



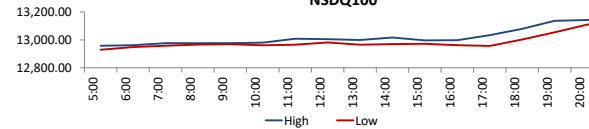
High 34212
Low 33742
Open 33785
Close 34173

SP500



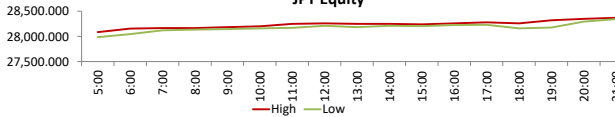
High 4175.75
Low 4109.25
Open 12957.25
Close 13180.5

NSDQ100



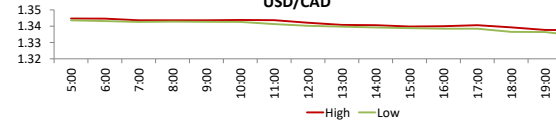
High 4175.75
Low 4109.25
Open 12957.25
Close 13180.5

JPY Equity

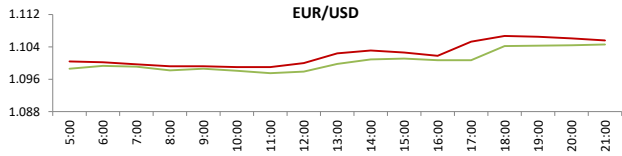


High 2259
Low 2261.5
Open 2263.5
Close 2253

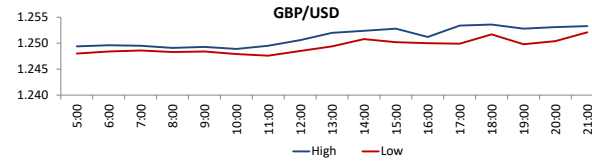
USD/CAD



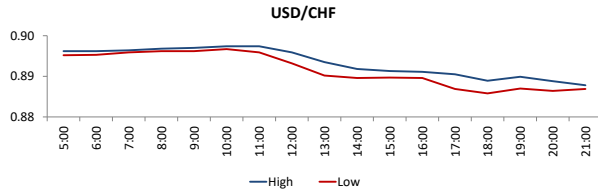
High 1.3447
Low 1.3332
Open 27955
Close 28425



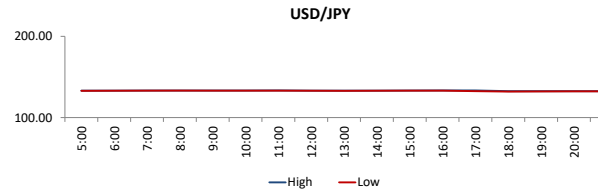
High 0.6796
 Low 0.6683
 Open 133.167
 Close 0.6784



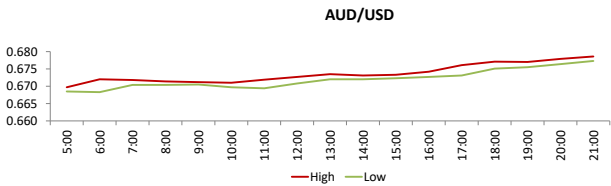
High 1.2536
 Low 1.2476
 Open 1.0991
 Close 1.1047



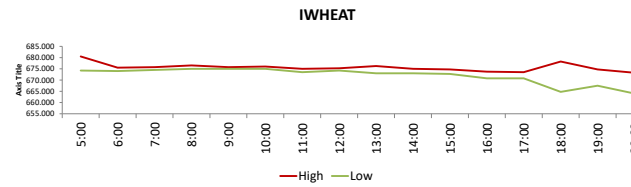
High 0.8974
 Low 0.8858
 Open 1.3442
 Close 1.3339



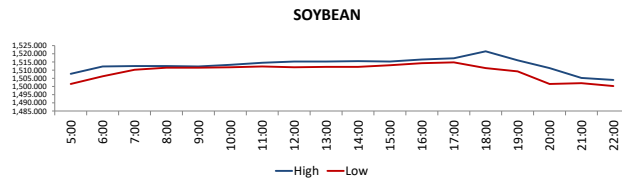
High 133.383
 Low 131.999
 Open 1.2484
 Close 1.2524



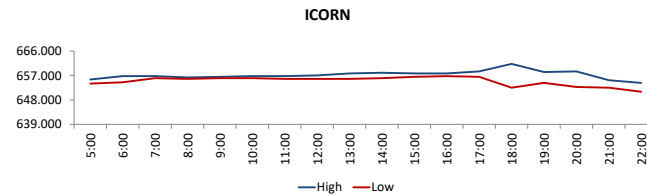
High 0.6796
 Low 0.6683
 Open 133.167
 Close 0.6784



High 726.5
 Low 712
 Open 725.25
 Close 725.25



High 1521.5
 Low 1500.25
 Open 656.25
 Close 652.5



High 661.25
 Low 651
 Open 82.57
 Close 83.57

DISCLAIMER: This report is for information purpose only and does not constitute an offer or solicitation to make an investment in Commodity Futures Contracts which carries risk. Any views, expressions or opinions expressed in this report are solely for providing information to readers. Figures appearing in the report are although taken from reliable sources as presented however, we are not taking any responsibility about its accuracy, completeness and any decision taken on the basis of such information.

For subscription and further information please contact us at:

UAN: +92-21-111-11-PMEX (7639) | Email: info@pmex.com.pk | Web: www.pmex.com.pk