

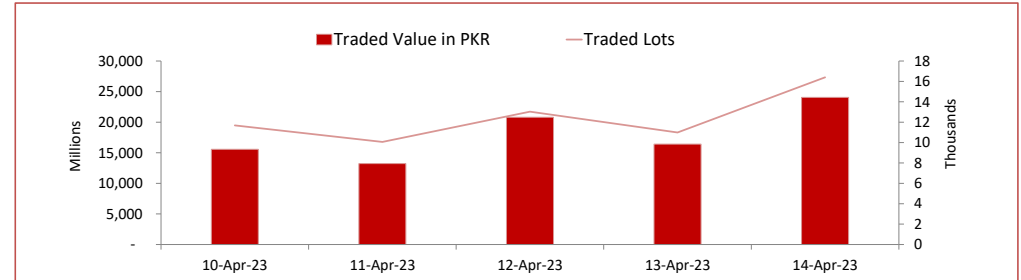
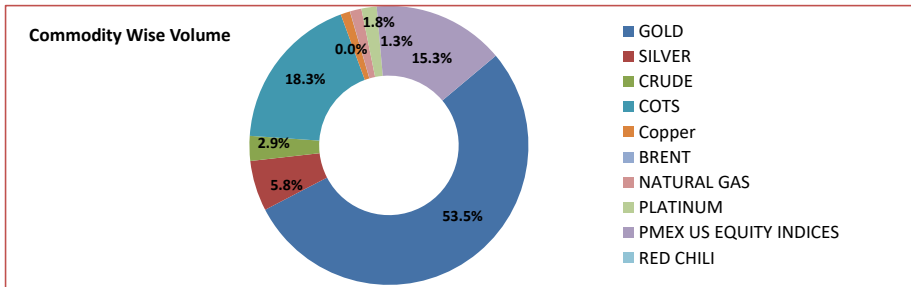
PMEX Daily Statistical Report

Monday, April 17, 2023



PMEX Market Overview

On Friday at PMEX the traded value of Metals, Energy, COTS/FX and indices was recorded at PKR 24.052 billion and the number of lots traded at 16,401. Major business was contributed by Gold amounting to PKR 12.862 billion, followed by Currencies through COTS (PKR 4.402 billion), NSDQ 100 (PKR 3.091 billion), Silver (PKR 1.405 billion), Crude Oil (PKR 692.830 million), DJ (PKR 436.116 million), Platinum (PKR 425.368 million), Natural Gas (PKR 318.448 million), Copper (PKR 262.930 million), SP 500 (PKR 133.948 million), Japan Equity (PKR 16.271 million) and Brent (PKR 5.156 million).

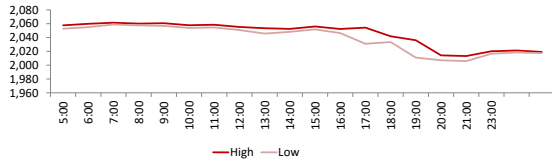


PMEX Price Return Summary

Statistics	Gold	Silver	Crude Oil	Copper	DJ	SP500	NSDQ	EURUSD	GBPUSD	JPYUSD
Return Close/Open %	↓ -1.80%	↓ -1.88%	↑ 0.32%	↓ -0.22%	↓ -0.23%	↑ 0.14%	↑ 0.14%	↑ 0.47%	↓ -0.48%	↓ -0.86%
Difference in Open and Close (\$)	-37.0	-0.488	0.26	-0.01	-80	19.00	19.00	135.0000	-0.0053	-0.0108
Range Day (Max- Min)/Open %	0.03	0.04	0.02	0.02	0.01	0.01	0.00	0.00	0.01	1.35
Difference in Maximum and Minimum (\$)	55.5	0.96	1.35	0.10	388	196.50	50.75	0.01	0.01	1.68
Average Return (1 Hour) %	0.16	0.43	0.72	0.56	0.21	0.34	0.27	0.16	0.14	0.12
Volatility (1 Hour) %	0.10	0.22	0.38	0.33	0.10	0.17	0.11	0.04	0.06	0.03
Return to Volatility Ratio (1 Hour)	1.673	1.968	1.899	1.717	2.190	1.964	2.480	3.518	2.540	4.815
Intraday Volatility %	0.44	0.99	1.74	1.49	0.45	0.79	0.50	0.21	0.26	0.12

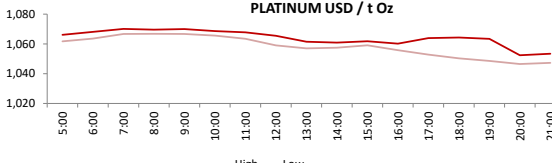
PMEX Hourly Price Movements

GOLD USD / t Oz



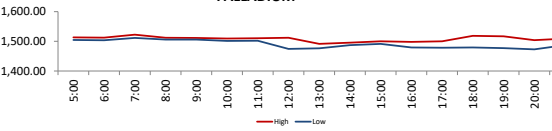
High 2061.4
Low 2005.9
Open 2054.7
Close 2017.7

PLATINUM USD / t Oz



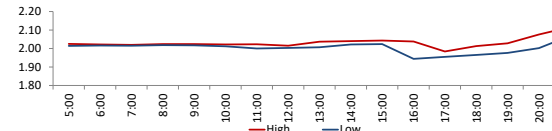
High 1070.1
Low 1046.5
Open 1063.5
Close 1058.2

PALLADIUM



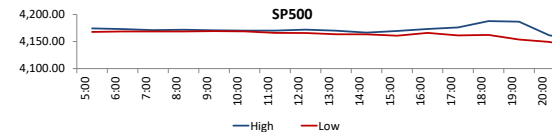
2245.5
2254.5
2241.5
2164

NATURAL GAS USD/mmbtu



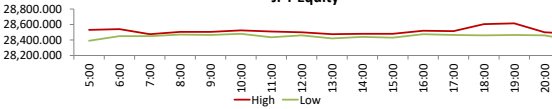
High 2.129
Low 1.944
Open 2.014
Close 2.109

SP500



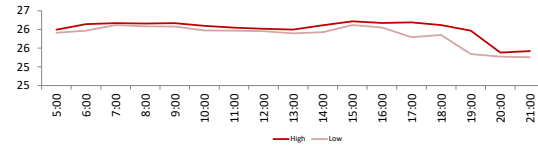
High 4187.75
Low 4137
Open 13180.5
Close 13199.5

JPY Equity



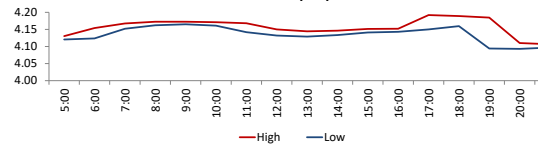
High 2259
Low 2261.5
Open 2263.5
Close 2253

SILVER USD / t Oz



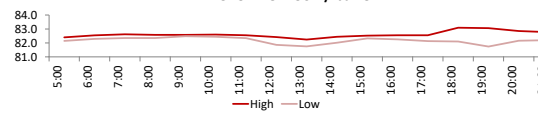
High 26.217
Low 25.257
Open 25.968
Close 25.48

COPPER USD per pound



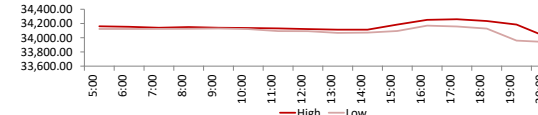
High 4.192
Low 4.093
Open 4.1278
Close 4.1188

CRUDE OIL USD / barrel



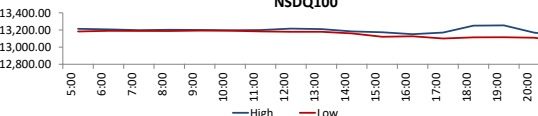
High 83.09
Low 81.74
Open 82.42
Close 82.68

DJ



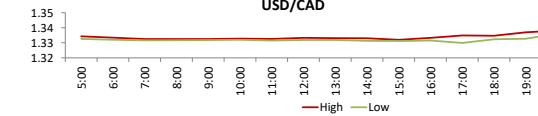
High 34260
Low 33872
Open 34173
Close 34093

NSDQ100

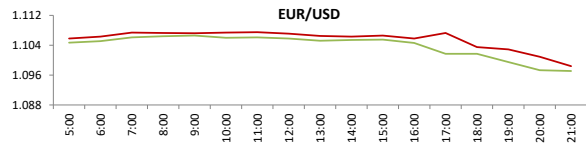


High 4187.75
Low 4137
Open 13180.5
Close 13199.5

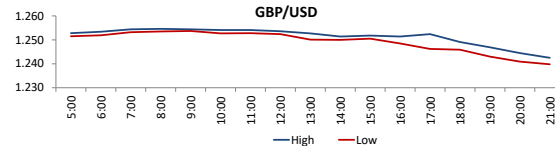
USD/CAD



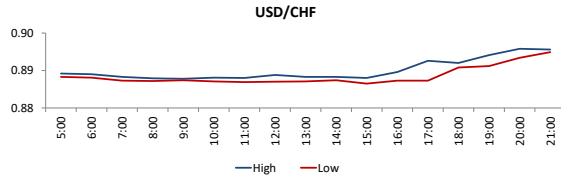
High 1.3395
Low 1.3299
Open 1.3285
Close 1.3285



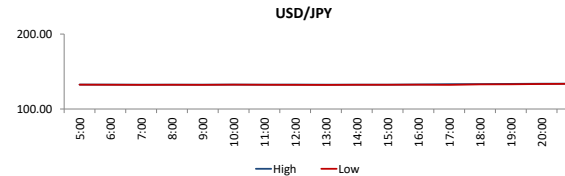
High 0.6804
 Low 0.6693
 Open 132.575
 Close 0.671



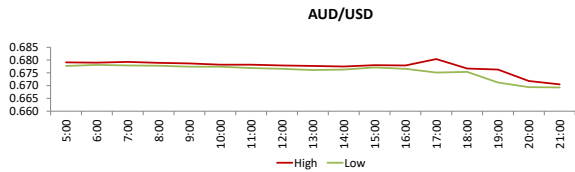
High 1.2546
 Low 1.2398
 Open 1.1047
 Close 1.0994



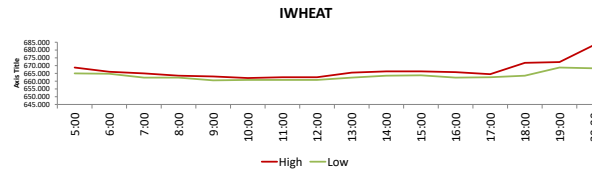
High 0.8958
 Low 0.8865
 Open 1.3339
 Close 1.3361



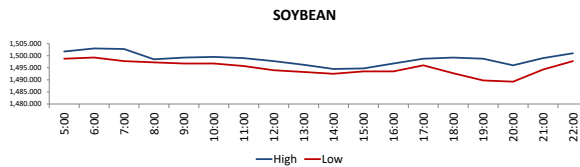
High 133.875
 Low 132.149
 Open 1.2524
 Close 1.2416



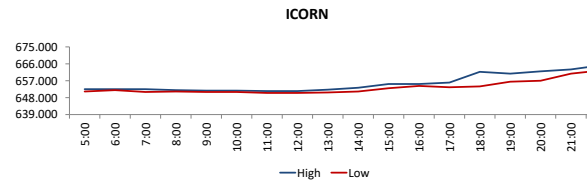
High 0.6804
 Low 0.6693
 Open 132.575
 Close 0.671



High 726.5
 Low 712
 Open 725.25
 Close 725.25



High 1503
 Low 1489.25
 Open 652.5
 Close 664.75



High 665.25
 Low 650.5
 Open 83.57
 Close 83.14

DISCLAIMER: This report is for information purpose only and does not constitute an offer or solicitation to make an investment in Commodity Futures Contracts which carries risk. Any views, expressions or opinions expressed in this report are solely for providing information to readers. Figures appearing in the report are although taken from reliable sources as presented however, we are not taking any responsibility about its accuracy, completeness and any decision taken on the basis of such information.

For subscription and further information please contact us at:

UAN: +92-21-111-11-PMEX (7639) | Email: info@pmex.com.pk | Web: www.pmex.com.pk