

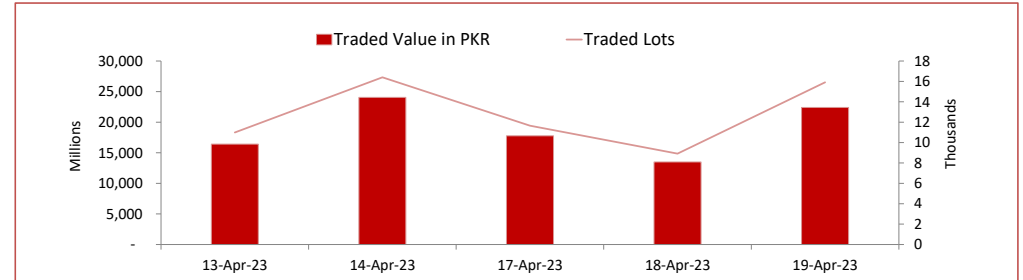
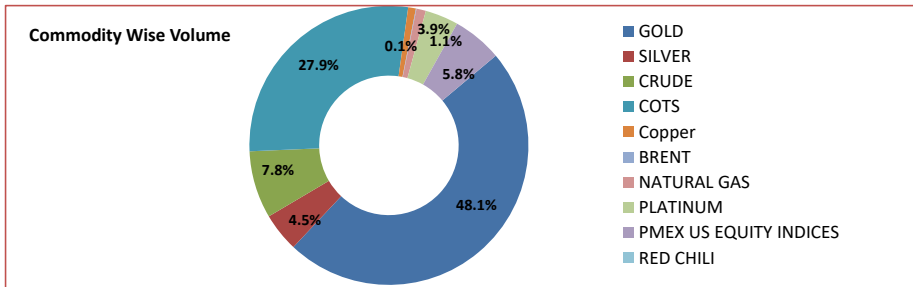
PMEX Daily Statistical Report

Thursday, April 20, 2023



PMEX Market Overview

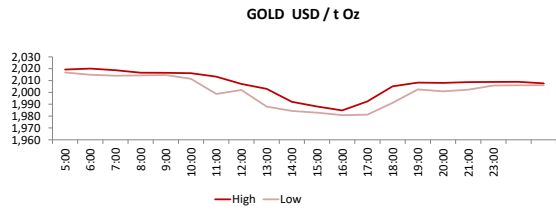
On Wednesday at PMEX the traded value of Metals, Energy, COTS/FX and indices was recorded at PKR 22.402 billion and the number of lots traded at 15,913. Major business was contributed by Gold amounting to PKR 10.779 billion, followed by Currencies through COTS (PKR 6.247 billion), Crude Oil (PKR 1.0751 billion), Silver (PKR 1.008 billion), Platinum (PKR 863.914 million), NSDQ 100 (PKR 820.060 million), DJ (PKR 367.004 million), Natural Gas (PKR 245.169 million), Copper (PKR 199.698 million), SP 500 (PKR 87.619 million), Brent (PKR 16.334 million) and Japan Equity (PKR 16.202 million). In Agricultural commodities, one lot of Cotton amounting to PKR 1.195 million was traded.



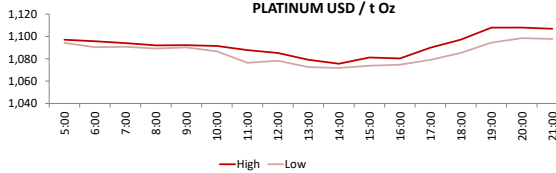
PMEX Price Return Summary

Statistics	Gold	Silver	Crude Oil	Copper	DJ	SP500	NSDQ	EURUSD	GBPUSD	JPYUSD
Return Close/Open %	↓ -0.51%	↑ 0.37%	↓ -2.30%	↓ -0.41%	↓ -0.25%	↓ -0.13%	↓ -0.13%	↓ -0.40%	↓ -0.16%	↑ 0.12%
Difference in Open and Close (\$)	-10.2	0.093	-1.86	-0.02	-84	-16.50	-16.50	-115.0000	-0.0018	0.0015
Range Day (Max- Min)/Open %	0.02	0.03	0.03	0.02	0.00	0.01	0.00	0.00	0.01	0.96
Difference in Maximum and Minimum (\$)	39.3	0.74	2.69	0.07	160	161.00	36.50	0.01	0.01	1.19
Average Return (1 Hour) %	0.16	0.43	0.72	0.56	0.21	0.34	0.27	0.16	0.14	0.12
Volatility (1 Hour) %	0.10	0.22	0.38	0.33	0.10	0.17	0.11	0.04	0.06	0.03
Return to Volatility Ratio (1 Hour)	1.673	1.968	1.899	1.717	2.190	1.964	2.480	3.518	2.540	4.815
Intraday Volatility %	0.44	0.99	1.74	1.49	0.45	0.79	0.50	0.21	0.26	0.12

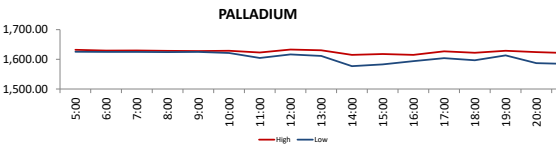
PMEX Hourly Price Movements



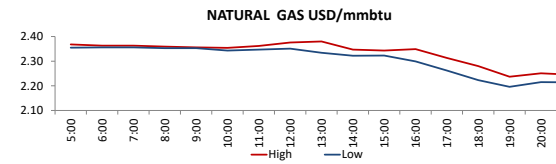
High 2020.1
Low 1980.8
Open 2017.6
Close 2007.4



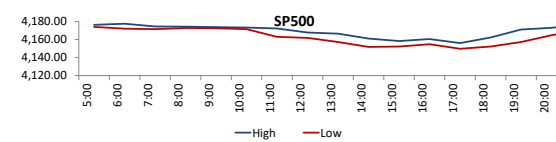
High 1108
Low 1071.8
Open 1093.6
Close 1103.9



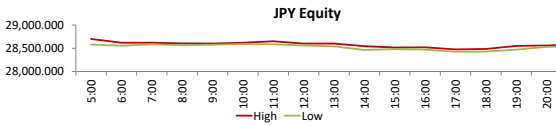
2245.5
2254.5
2241.5
2164



High 2.38
Low 2.175
Open 2.377
Close 2.179



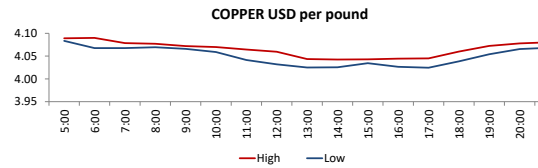
High 4186.25
Low 4149.75
Open 13186.75
Close 13170.25



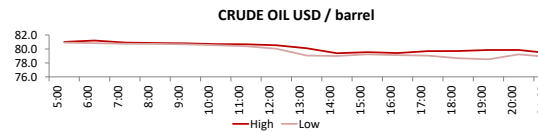
High 2259
Low 2261.5
Open 2263.5
Close 2253



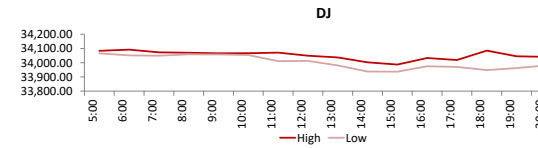
High 25.447
Low 24.702
Open 25.285
Close 25.378



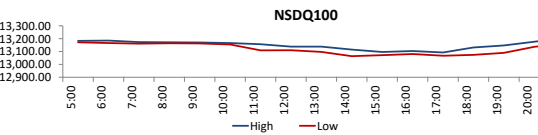
High 4.09
Low 4.0245
Open 4.09
Close 4.0733



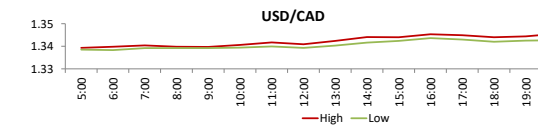
High 81.21
Low 78.52
Open 80.89
Close 79.03



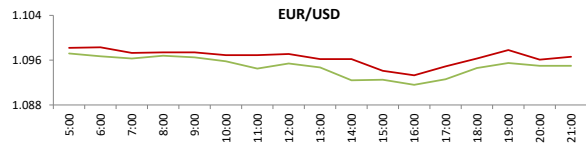
High 34097
Low 33937
Open 34105
Close 34021



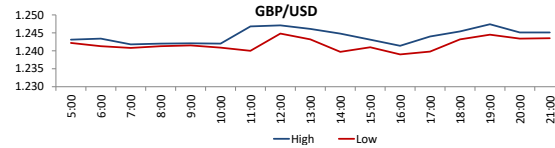
High 4186.25
Low 4149.75
Open 13186.75
Close 13170.25



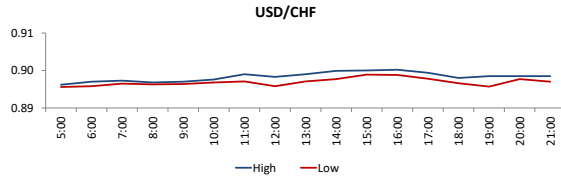
High 1.3466
Low 1.3383
Open 28690
Close 28575



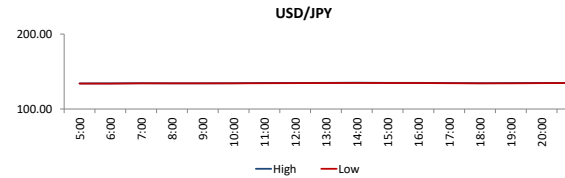
High 0.674
 Low 0.6688
 Open 134.113
 Close 0.6715



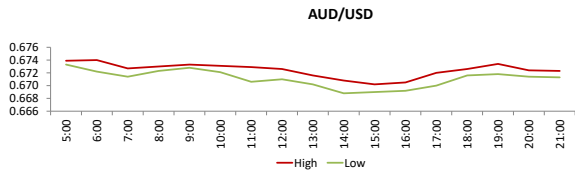
High 1.2474
 Low 1.239
 Open 1.0974
 Close 1.0956



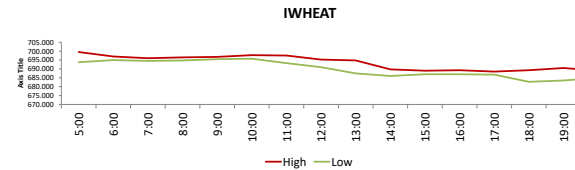
High 0.9002
 Low 0.8956
 Open 1.3389
 Close 1.3459



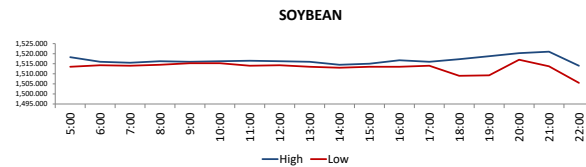
High 135.176
 Low 133.935
 Open 1.2475
 Close 1.244



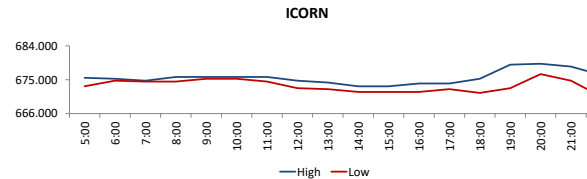
High 0.674
 Low 0.6688
 Open 134.113
 Close 0.6715



High 726.5
 Low 712
 Open 725.25
 Close 725.25



High 1521
 Low 1505.5
 Open 676.5
 Close 673



High 679.25
 Low 670.5
 Open 84.74
 Close 83.3

DISCLAIMER: This report is for information purpose only and does not constitute an offer or solicitation to make an investment in Commodity Futures Contracts which carries risk. Any views, expressions or opinions expressed in this report are solely for providing information to readers. Figures appearing in the report are although taken from reliable sources as presented however, we are not taking any responsibility about its accuracy, completeness and any decision taken on the basis of such information.

For subscription and further information please contact us at:

UAN: +92-21-111-11-PMEX (7639) | Email: info@pmex.com.pk | Web: www.pmex.com.pk