

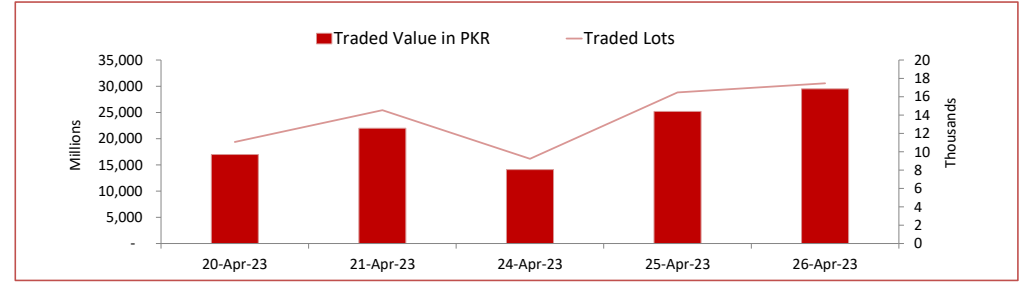
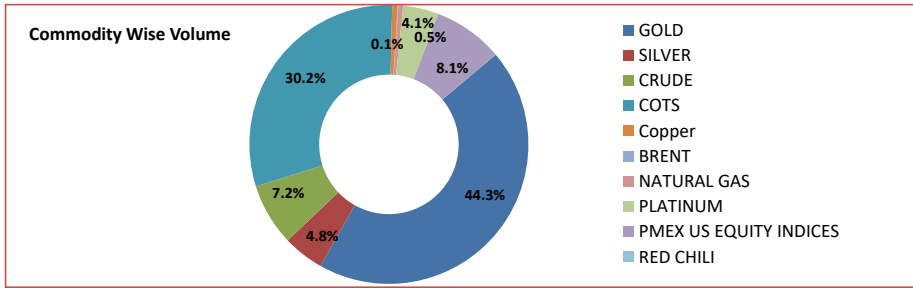
# PMEX Daily Statistical Report

Thursday, April 27, 2023



## PMEX Market Overview

On Wednesday at PMEX the traded value of Metals, Energy, COTS/FX and indices was recorded at PKR 29.485 billion and the number of lots traded at 17,459. Major business was contributed by Gold amounting to PKR 13.057 billion, followed by Currencies through COTS (PKR 8.920 billion), Crude Oil (PKR 2.120 billion), NSDQ 100 (PKR 1.646 billion), Silver (PKR 1.401 billion), Platinum (PKR 1.220 billion), DJ (PKR 589.470 million), Copper (PKR 186.309 million), Natural Gas (PKR 161.079 million), SP 500 (PKR 157.984 million) and Brent (PKR 23.059 million). In Agricultural commodities, 4 lots of Cotton amounting to PKR 4.460 million were traded.

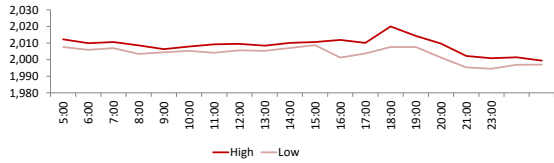


## PMEX Price Return Summary

Statistics	Gold	Silver	Crude Oil	Copper	DJ	SP500	NSDQ	EURUSD	GBPUSD	JPYUSD
Return Close/Open %	↓ -0.42%	↑ 0.06%	↓ -3.57%	↑ 0.42%	↓ -0.85%	↑ 0.32%	↑ 0.32%	↓ -0.40%	↑ 0.65%	↑ 0.59%
Difference in Open and Close (\$)	-8.5	0.015	-2.75	0.02	-285	41.25	41.25	-115.0000	0.0071	0.0073
Range Day (Max- Min)/Open %	0.01	0.02	0.05	0.02	0.01	0.01	0.00	0.00	0.01	0.74
Difference in Maximum and Minimum (\$)	26.4	0.50	3.87	0.06	415	148.25	46.25	0.01	0.01	0.93
Average Return (1 Hour) %	0.16	0.43	0.72	0.56	0.21	0.34	0.27	0.16	0.14	0.12
Volatility (1 Hour) %	0.10	0.22	0.38	0.33	0.10	0.17	0.11	0.04	0.06	0.03
Return to Volatility Ratio (1 Hour)	1.673	1.968	1.899	1.717	2.190	1.964	2.480	3.518	2.540	4.815
Intraday Volatility %	0.44	0.99	1.74	1.49	0.45	0.79	0.50	0.21	0.26	0.12

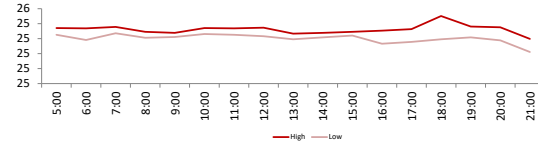
**PMEX Hourly Price Movements**

**GOLD USD / t Oz**



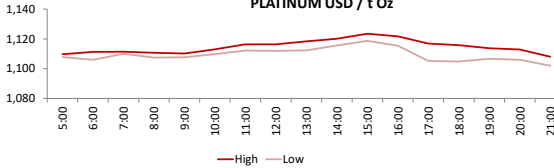
High 2020  
Low 1993.6  
Open 2007.8  
Close 1999.3

**SILVER USD / t Oz**



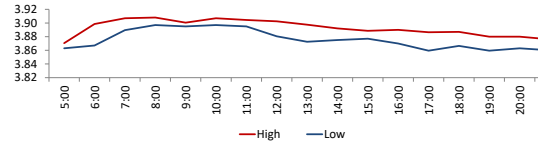
High 25.502  
Low 24.997  
Open 25.063  
Close 25.078

**PLATINUM USD / t Oz**



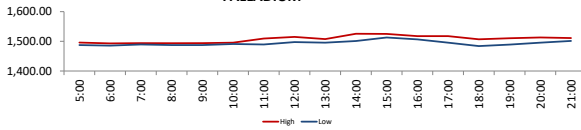
High 1123.5  
Low 1100.1  
Open 1103.9  
Close 1102.6

**COPPER USD per pound**



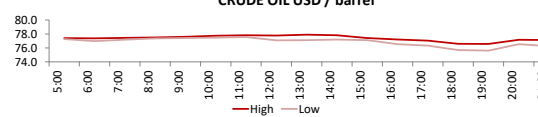
High 3.908  
Low 3.8485  
Open 3.847  
Close 3.863

**PALLADIUM**



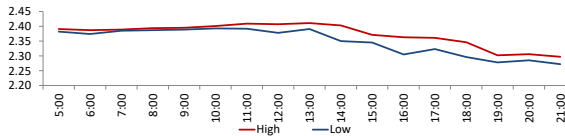
2245.5  
2254.5  
2241.5  
2164

**CRUDE OIL USD / barrel**



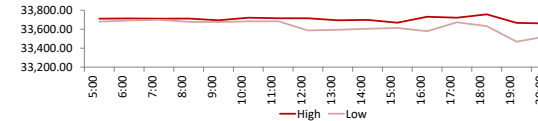
High 77.9  
Low 74.03  
Open 77.11  
Close 74.36

**NATURAL GAS USD/mmbtu**



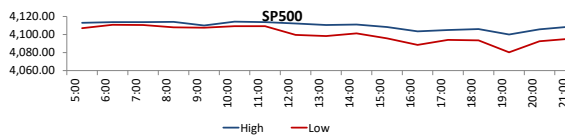
High 2.411  
Low 2.277  
Open 2.214  
Close 2.313

**DJ**



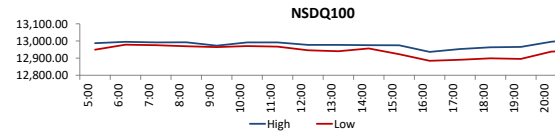
High 33757  
Low 33342  
Open 33724  
Close 33439

**SP500**



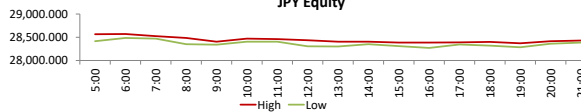
High 4114.25  
Low 4068  
Open 12918.75  
Close 12960

**NSDQ100**



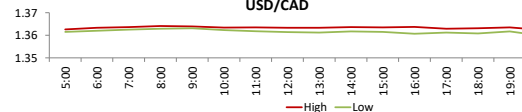
High 4114.25  
Low 4068  
Open 12918.75  
Close 12960

**JPY Equity**

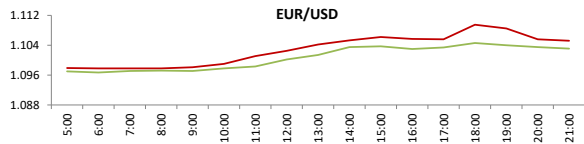


High 2259  
Low 2261.5  
Open 2263.5  
Close 2253

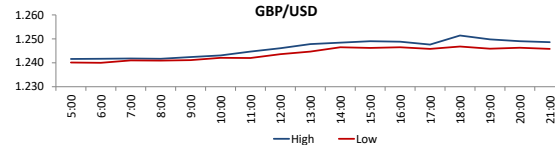
**USD/CAD**



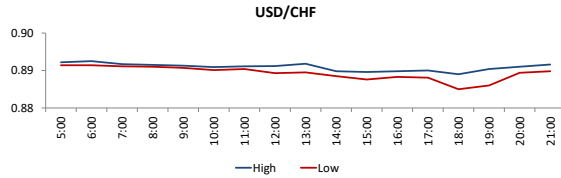
High 1.365  
Low 1.3598  
Open 28460  
Close 28345



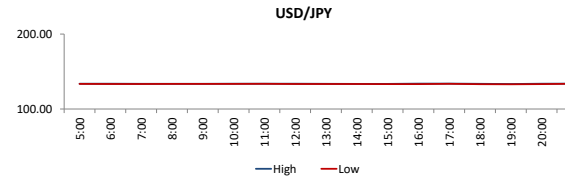
High 0.6638  
 Low 0.659  
 Open 133.712  
 Close 0.6603



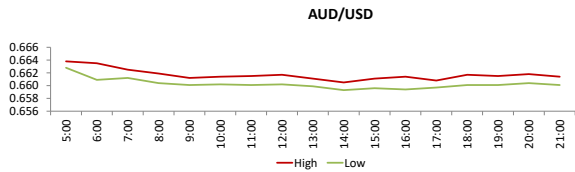
High 1.2514  
 Low 1.24  
 Open 1.0975  
 Close 1.1046



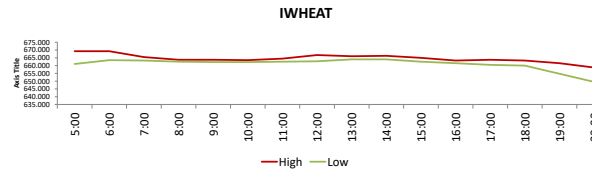
High 0.8925  
 Low 0.885  
 Open 1.3627  
 Close 1.3627



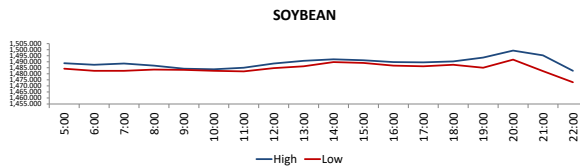
High 133.929  
 Low 133.001  
 Open 1.2411  
 Close 1.2484



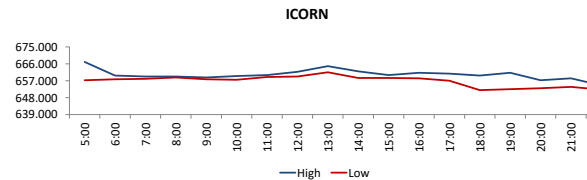
High 0.6638  
 Low 0.659  
 Open 133.712  
 Close 0.6603



High 726.5  
 Low 712  
 Open 725.25  
 Close 725.25



High 1499.25  
 Low 1473  
 Open 644  
 Close 644



High 667  
 Low 652  
 Open 78.87  
 Close 78.25

**DISCLAIMER:** This report is for information purpose only and does not constitute an offer or solicitation to make an investment in Commodity Futures Contracts which carries risk. Any views, expressions or opinions expressed in this report are solely for providing information to readers. Figures appearing in the report are although taken from reliable sources as presented however, we are not taking any responsibility about its accuracy, completeness and any decision taken on the basis of such information.

For subscription and further information please contact us at:

UAN: +92-21-111-11-PMEX (7639) | Email: info@pmex.com.pk | Web: www.pmex.com.pk