

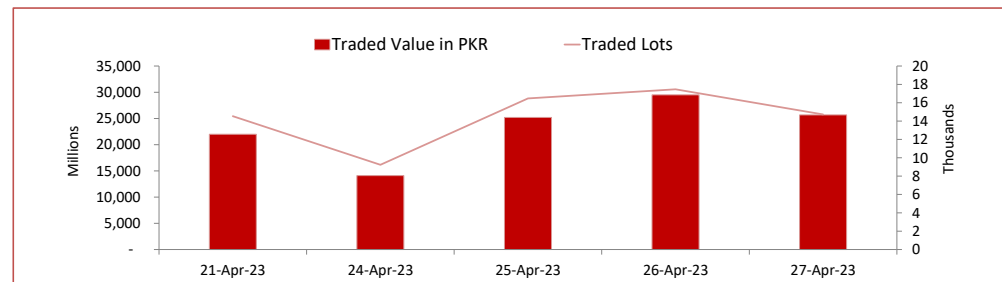
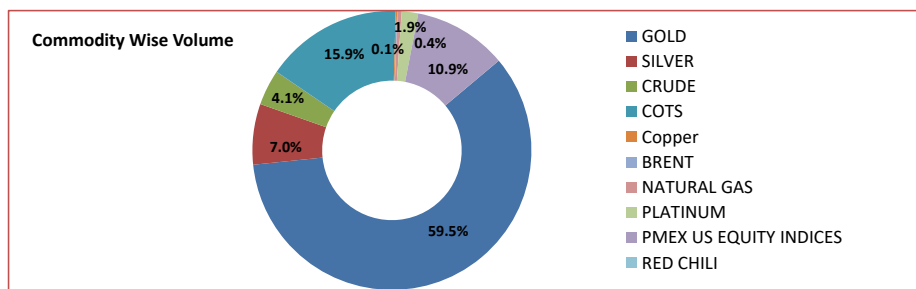
PMEX Daily Statistical Report

Friday, April 28, 2023



PMEX Market Overview

On Thursday at PMEX the traded value of Metals, Energy, COTS/FX and indices was recorded at PKR 25.671 billion and the number of lots traded at 10,714. Major business was contributed by Gold amounting to PKR 15.269 billion, followed by Currencies through COTS (PKR 4.083 billion), Silver (PKR 1.806 billion), NSDQ 100 (PKR 1.748 billion), Crude Oil (PKR 1.057 billion), DJ (PKR 764.163 million), Platinum (PKR 487.488 million), SP 500 (PKR 275.609 million), Natural Gas (PKR 113.445 million), Copper (PKR 42.685 million) and Brent (PKR 23.205 million). In Agricultural commodities, 5 lots of Cotton amounting to PKR 5.618 million were traded.

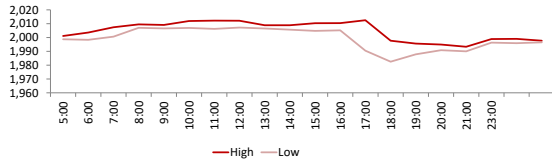


PMEX Price Return Summary

Statistics	Gold	Silver	Crude Oil	Copper	DJ	SP500	NSDQ	EURUSD	GBPUSD	JPYUSD
Return Close/Open %	↓ -0.12%	⇒ 0.00%	↑ 0.63%	↑ 0.81%	↑ 1.39%	↑ 2.30%	↑ 2.30%	↑ 1.45%	↓ -0.14%	↑ 0.11%
Difference in Open and Close (\$)	-2.3	0.000	0.47	0.03	464	298.25	298.25	410.0000	-0.0016	0.0014
Range Day (Max- Min)/Open %	0.02	0.03	0.02	0.02	0.02	0.03	0.01	0.00	0.01	0.80
Difference in Maximum and Minimum (\$)	30.0	0.66	1.24	0.08	539	394.25	85.25	0.01	0.01	1.00
Average Return (1 Hour) %	0.16	0.43	0.72	0.56	0.21	0.34	0.27	0.16	0.14	0.12
Volatility (1 Hour) %	0.10	0.22	0.38	0.33	0.10	0.17	0.11	0.04	0.06	0.03
Return to Volatility Ratio (1 Hour)	1.673	1.968	1.899	1.717	2.190	1.964	2.480	3.518	2.540	4.815
Intraday Volatility %	0.44	0.99	1.74	1.49	0.45	0.79	0.50	0.21	0.26	0.12

PMEX Hourly Price Movements

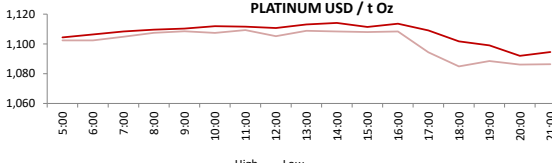
GOLD USD / t Oz



High 2012.5
Low 1982.5
Open 1999.3
Close 1997

High Low

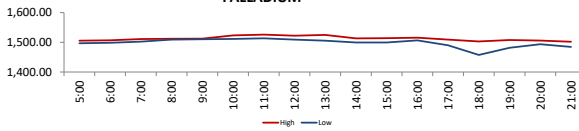
PLATINUM USD / t Oz



High 1114.1
Low 1084.9
Open 1102.6
Close 1094.5

High Low

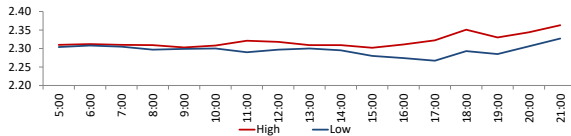
PALLADIUM



2245.5
2254.5
2241.5
2164

High Low

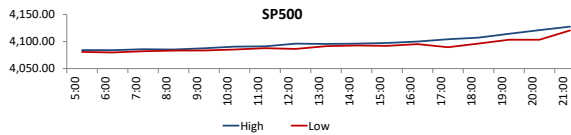
NATURAL GAS USD/mmbtu



High 2.373
Low 2.267
Open 2.313
Close 2.354

High Low

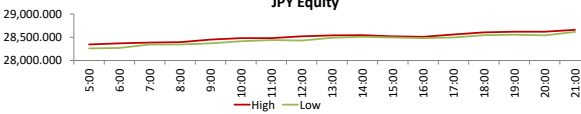
SP500



High 4165
Low 4079.75
Open 12960
Close 13258.25

High Low

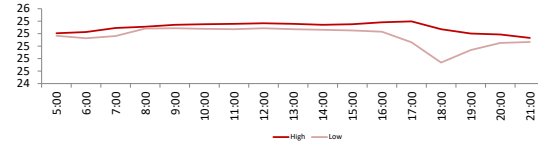
JPY Equity



High 2259
Low 2261.5
Open 2263.5
Close 2253

High Low

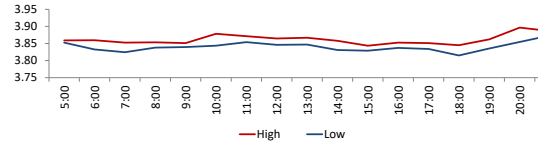
SILVER USD / t Oz



High 25.397
Low 24.737
Open 25.078
Close 25.078

High Low

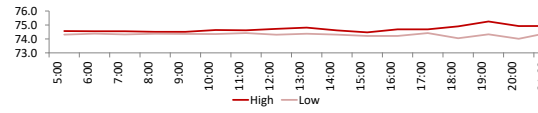
COPPER USD per pound



High 3.897
Low 3.815
Open 3.863
Close 3.8943

High Low

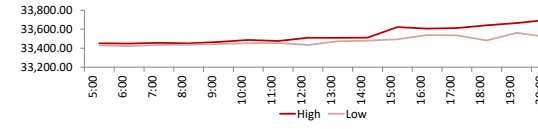
CRUDE OIL USD / barrel



High 75.25
Low 74.01
Open 74.36
Close 74.83

High Low

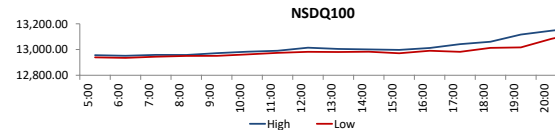
DJ



High 33962
Low 33423
Open 33439
Close 33903

High Low

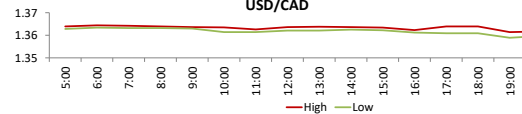
NSDQ100



High 4165
Low 4079.75
Open 12960
Close 13258.25

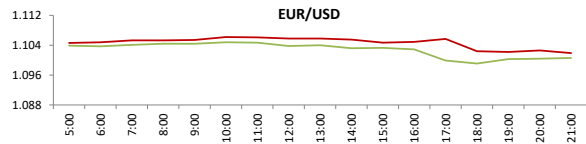
High Low

USD/CAD

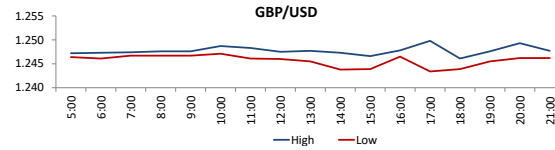


High 1.3644
Low 1.3587
Open 28345
Close 28755

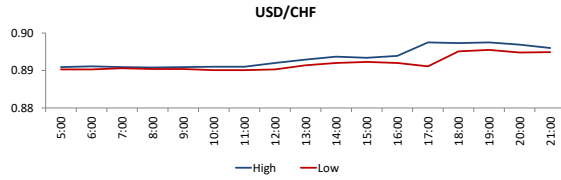
High Low



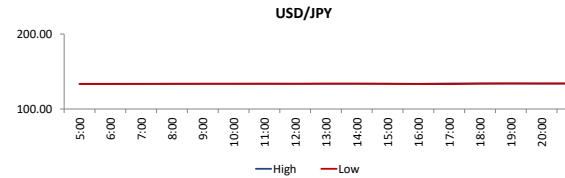
High 0.6634
 Low 0.6594
 Open 133.416
 Close 0.6631



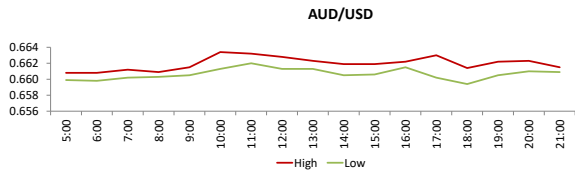
High 1.2499
 Low 1.2434
 Open 1.1046
 Close 1.103



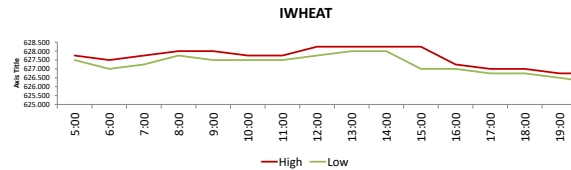
High 0.8975
 Low 0.8901
 Open 1.3627
 Close 1.3592



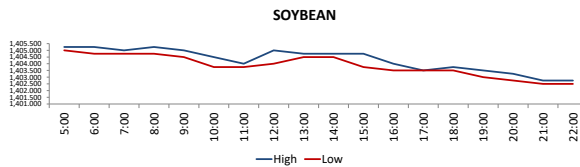
High 134.185
 Low 133.188
 Open 1.2484
 Close 1.2498



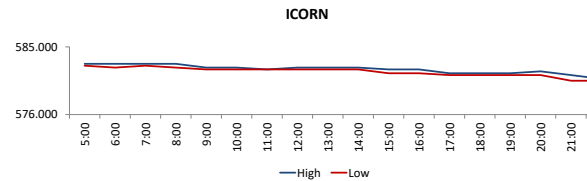
High 0.6634
 Low 0.6594
 Open 133.416
 Close 0.6631



High 726.5
 Low 712
 Open 725.25
 Close 725.25



High 1405.25
 Low 1401.25
 Open 644
 Close 581



High 582.75
 Low 580
 Open 78.25
 Close 80.12

DISCLAIMER: This report is for information purpose only and does not constitute an offer or solicitation to make an investment in Commodity Futures Contracts which carries risk. Any views, expressions or opinions expressed in this report are solely for providing information to readers. Figures appearing in the report are although taken from reliable sources as presented however, we are not taking any responsibility about its accuracy, completeness and any decision taken on the basis of such information.

For subscription and further information please contact us at:

UAN: +92-21-111-11-PMEX (7639) | Email: info@pmex.com.pk | Web: www.pmex.com.pk