

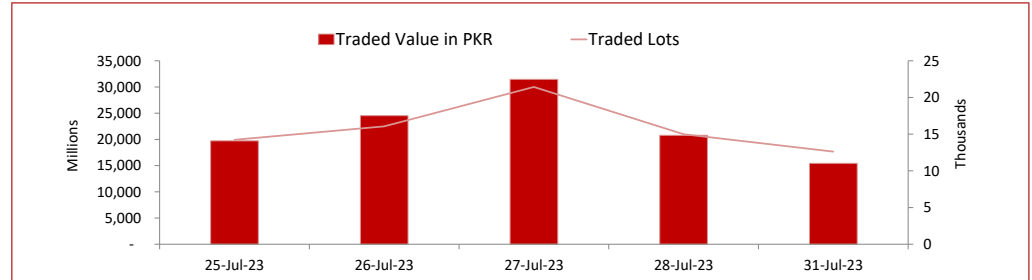
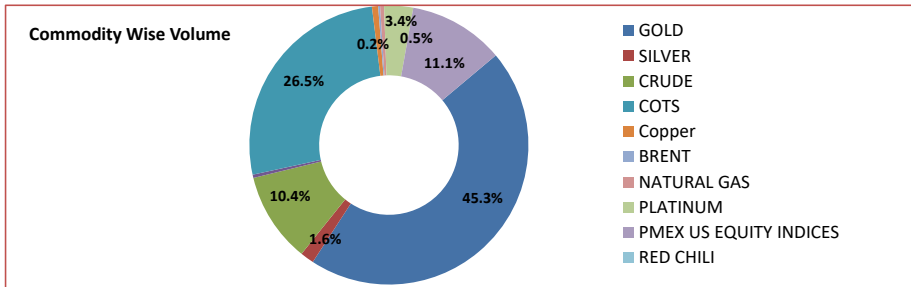
PMEX Daily Statistical Report

Tuesday, August 1, 2023



PMEX Market Overview

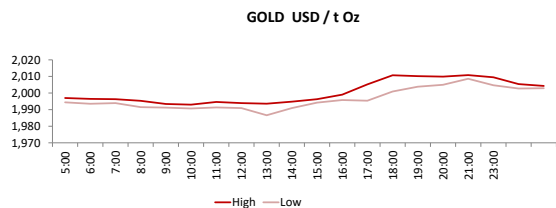
On Monday at PMEX the traded value of Metals, Energy, COTS/FX and indices was recorded at PKR 15.371 billion and the number of lots traded was 12,591. Major business was contributed by Gold amounting to PKR 6.990 billion, followed by Currencies through COTS (PKR 4.082 billion), Crude Oil (PKR 1.610 billion), NSDQ 100 (PKR 803.469 million), DJ (PKR 611.289 million), Platinum (PKR 517.331 million), Silver (PKR 244.622 million), Japan Equity (PKR 209.180 million), Copper (PKR 110.420 million), SP 500 (PKR 87.097 million), Natural Gas (PKR 70.410 million) and Brent (PKR 34.515 million). In Agricultural commodities, 30 lots of Cotton amounting to PKR 58.541 million was traded.



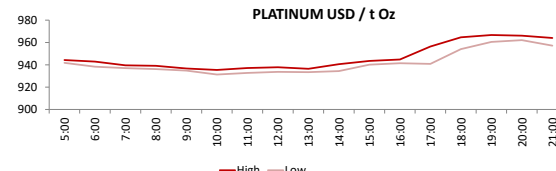
PMEX Price Return Summary

Statistics	Gold	Silver	Crude Oil	Copper	DJ	SP500	NSDQ	EURUSD	GBPUSD	JPYUSD
Return Close/Open %	↑ 0.30%	↑ 1.79%	↑ 1.36%	↑ 2.10%	↑ 0.37%	↑ 0.16%	↑ 0.16%	↑ 0.56%	↓ -0.17%	↓ -0.12%
Difference in Open and Close (\$)	6.0	0.437	1.10	0.08	130	25.50	25.50	185.0000	-0.0019	-0.0015
Range Day (Max- Min)/Open %	0.01	0.03	0.02	0.03	0.01	0.01	0.00	0.00	0.00	1.56
Difference in Maximum and Minimum (\$)	24.2	0.66	1.87	0.11	202	124.75	23.75	0.01	0.00	2.00
Average Return (1 Hour) %	0.16	0.43	0.72	0.56	0.21	0.34	0.27	0.16	0.14	0.12
Volatility (1 Hour) %	0.10	0.22	0.38	0.33	0.10	0.17	0.11	0.04	0.06	0.03
Return to Volatility Ratio (1 Hour)	1.673	1.968	1.899	1.717	2.190	1.964	2.480	3.518	2.540	4.815
Intraday Volatility %	0.44	0.99	1.74	1.49	0.45	0.79	0.50	0.21	0.26	0.12

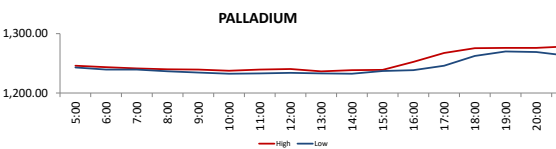
PMEX Hourly Price Movements



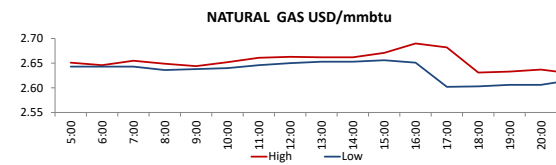
High 2010.8
Low 1986.6
Open 1997.9
Close 2003.9



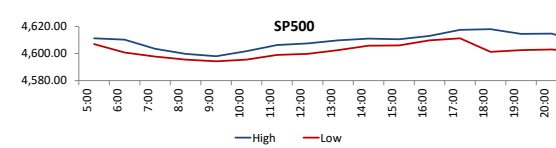
High 966.7
Low 931.3
Open 943.6
Close 960.8



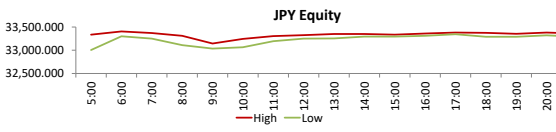
2245.5
2254.5
2241.5
2164



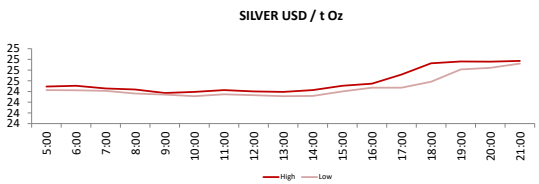
High 2.69
Low 2.607
Open 2.643
Close 2.643



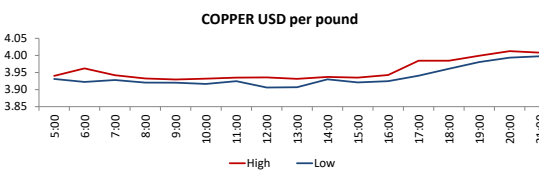
High 4618
Low 4594.25
Open 15844
Close 15869.5



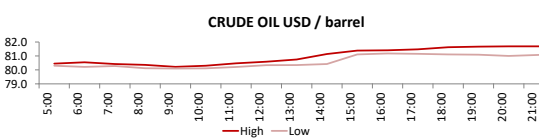
High 2259
Low 2261.5
Open 2263.5
Close 2253



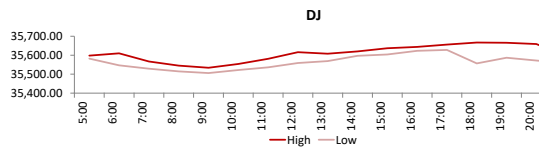
High 24.972
Low 24.312
Open 24.466
Close 24.903



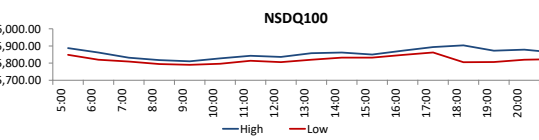
High 4.015
Low 3.906
Open 3.933
Close 4.016



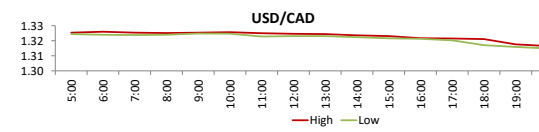
High 81.97
Low 80.1
Open 80.68
Close 81.78



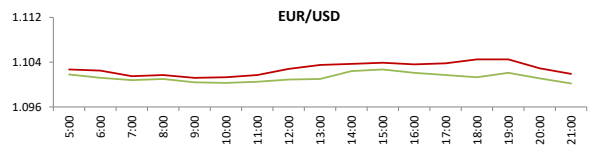
High 35708
Low 35506
Open 35579
Close 35709



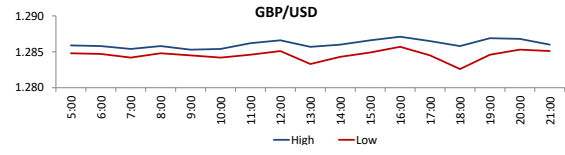
High 4618
Low 4594.25
Open 15844
Close 15869.5



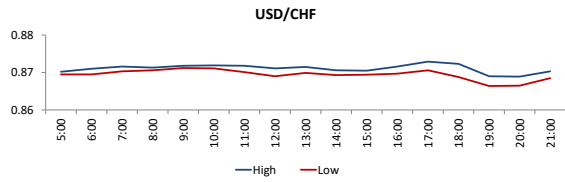
High 1.326
Low 1.3135
Open 33135
Close 33320



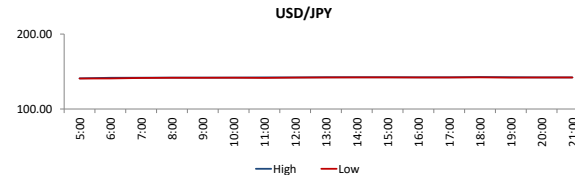
High 0.6739
 Low 0.6646
 Open 141.168
 Close 0.6721



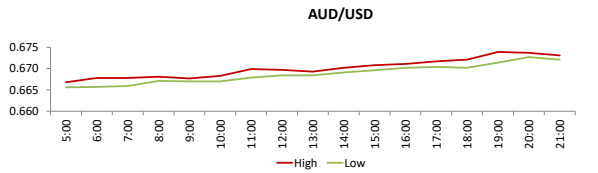
High 1.2871
 Low 1.2826
 Open 1.1017
 Close 1.0998



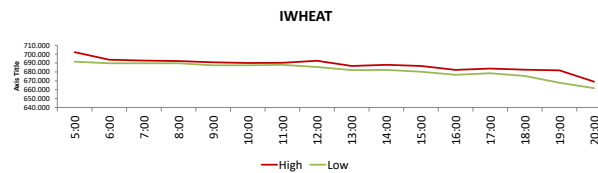
High 0.8729
 Low 0.8664
 Open 1.3253
 Close 1.3191



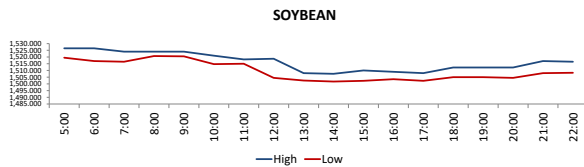
High 142.676
 Low 140.672
 Open 1.2851
 Close 1.2836



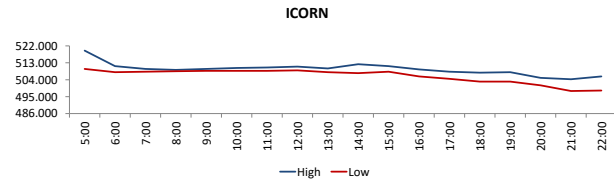
High 0.6739
 Low 0.6646
 Open 141.168
 Close 0.6721



High 726.5
 Low 712
 Open 725.25
 Close 725.25



High 1531.5
 Low 1501.75
 Open 523
 Close 504.50



High 519.75
 Low 498
 Open 84.47
 Close 84.6

DISCLAIMER: This report is for information purpose only and does not constitute an offer or solicitation to make an investment in Commodity Futures Contracts which carries risk. Any views, expressions or opinions expressed in this report are solely for providing information to readers. Figures appearing in the report are although taken from reliable sources as presented however, we are not taking any responsibility about its accuracy, completeness and any decision taken on the basis of such information.

For subscription and further information please contact us at:

UAN: +92-21-111-11-PMEX (7639) | Email: info@pmex.com.pk | Web: www.pmex.com.pk