

# PMEX Daily Statistical Report

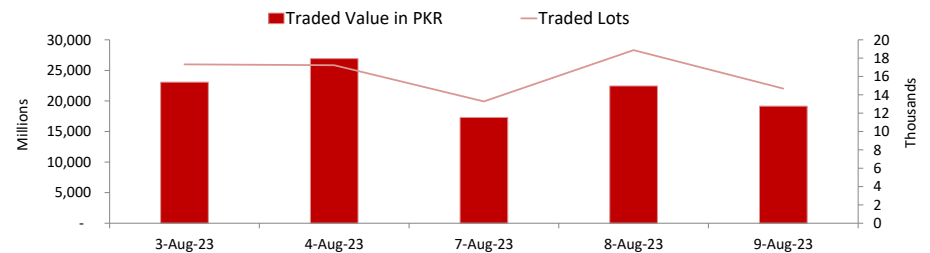
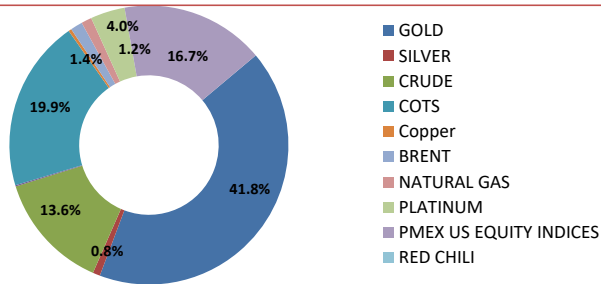
Thursday, August 10, 2023



## PMEX Market Overview

On Wednesday at PMEX the traded value of Metals, Energy, COTS/FX and indices was recorded at PKR 19.122 billion and the number of lots traded was 14,676. Major business was contributed by Gold amounting to PKR 8.010 billion, followed by Currencies through COTS (PKR 3.810 billion), Crude Oil (PKR 2.612 billion), DJ (PKR 1.750 billion), NSDQ 100 (PKR 1.241 billion), Platinum (PKR 764.448 million), Brent (PKR 267.982 million), Natural Gas (PKR 232.250 million), Silver (PKR 161.714 million), SP 500 (PKR 146.689 million), Copper (PKR 67.842 million) and Japan Equity (PKR 55.706 million). In Agricultural commodities, 3 lots of Cotton amounting to PKR 25.724 million was traded.

Commodity Wise Volume

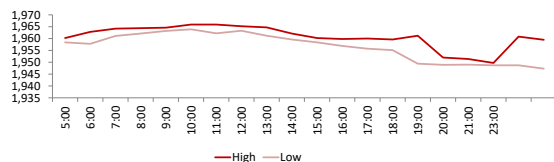


## PMEX Price Return Summary

Statistics	Gold	Silver	Crude Oil	Copper	DJ	SP500	NSDQ	EURUSD	GBPUSD	JPYUSD
Return Close/Open %	↓ -0.59%	↓ -0.47%	↑ 1.69%	↑ 0.17%	↓ -0.33%	↓ -0.97%	↓ -0.97%	↓ -0.39%	↑ 0.16%	↓ -0.23%
Difference in Open and Close (\$)	-11.6	-0.108	1.40	0.01	-118	-149.25	-149.25	-125.0000	0.0017	-0.0029
Range Day (Max- Min)/Open %	0.01	0.01	0.02	0.02	0.01	0.02	0.00	0.00	0.01	0.60
Difference in Maximum and Minimum (\$)	18.6	0.30	1.97	0.06	364	284.00	57.75	0.00	0.01	0.76
Average Return (1 Hour) %	0.16	0.43	0.72	0.56	0.21	0.34	0.27	0.16	0.14	0.12
Volatility (1 Hour) %	0.10	0.22	0.38	0.33	0.10	0.17	0.11	0.04	0.06	0.03
Return to Volatility Ratio (1 Hour)	1.673	1.968	1.899	1.717	2.190	1.964	2.480	3.518	2.540	4.815
Intraday Volatility %	0.44	0.99	1.74	1.49	0.45	0.79	0.50	0.21	0.26	0.12

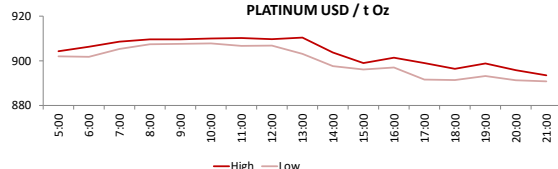
## PMEX Hourly Price Movements

**GOLD USD / t Oz**



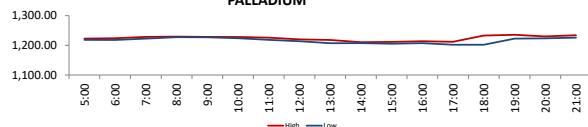
High 1965.9  
Low 1947.3  
Open 1959.5  
Close 1947.9

**PLATINUM USD / t Oz**



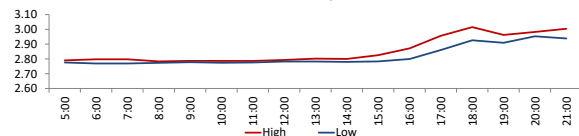
High 910.4  
Low 890.8  
Open 905.8  
Close 892.4

**PALLADIUM**



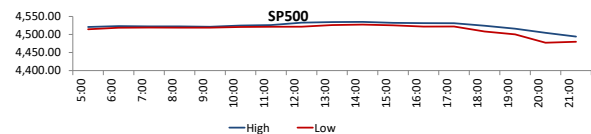
2245.5  
2254.5  
2241.5  
2164

**NATURAL GAS USD/mmbtu**



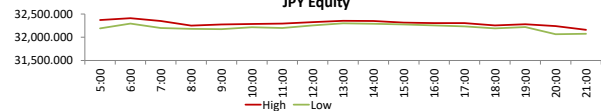
High 3.015  
Low 2.769  
Open 2.8  
Close 2.971

**SP500**



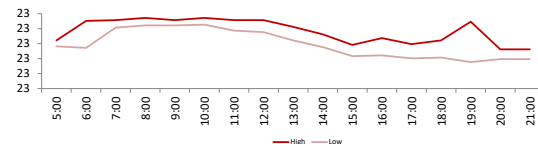
High 4535  
Low 4477.25  
Open 15351.25  
Close 15202

**JPY Equity**



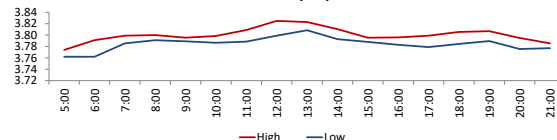
High 2259  
Low 2261.5  
Open 2263.5  
Close 2253

**SILVER USD / t Oz**



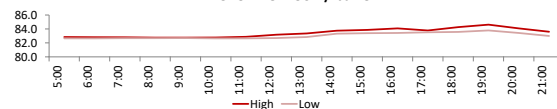
High 22.972  
Low 22.677  
Open 22.838  
Close 22.73

**COPPER USD per pound**



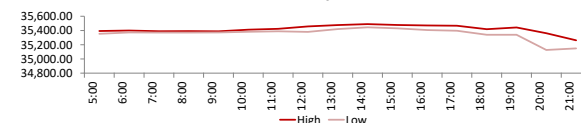
High 3.825  
Low 3.762  
Open 3.7793  
Close 3.7856

**CRUDE OIL USD / barrel**



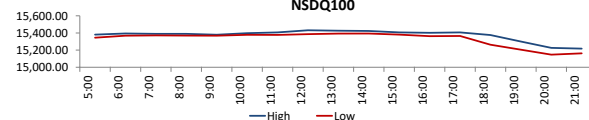
High 84.62  
Low 82.65  
Open 82.83  
Close 84.23

**DJ**



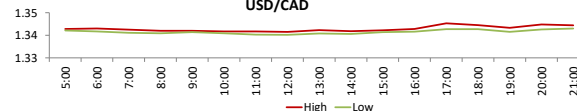
High 35490  
Low 35126  
Open 35382  
Close 35264

**NSDQ100**

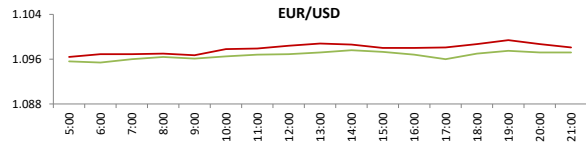


High 4535  
Low 4477.25  
Open 15351.25  
Close 15202

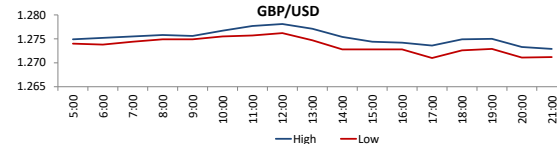
**USD/CAD**



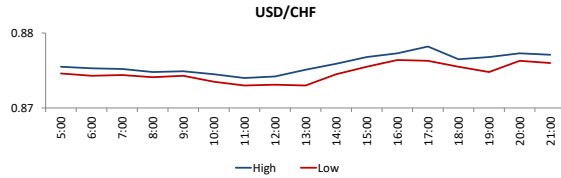
High 1.3453  
Low 1.3402  
Open 32320  
Close 32195



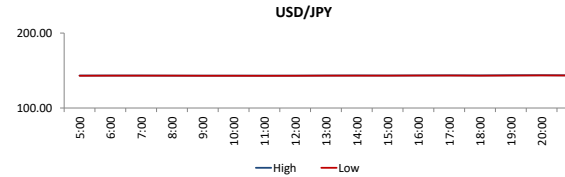
High 0.657  
Low 0.6519  
Open 143.38  
Close 0.6529



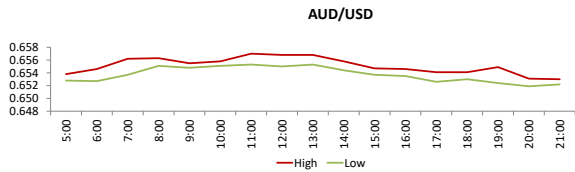
High 1.2781  
Low 1.271  
Open 1.0957  
Close 1.0974



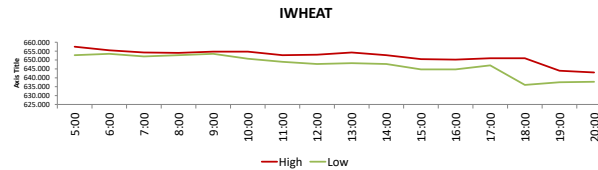
High 0.8782  
Low 0.873  
Open 1.3418  
Close 1.3422



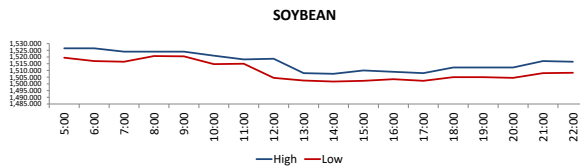
High 143.74  
Low 142.979  
Open 1.2749  
Close 1.272



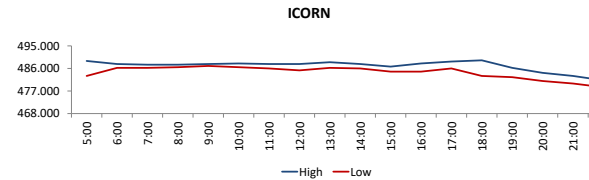
High 0.657  
Low 0.6519  
Open 143.38  
Close 0.6529



High 726.5  
Low 712  
Open 725.25  
Close 725.25



High 1531.5  
Low 1501.75  
Open 487.75  
Close 480.25



High 489.25  
Low 478.5  
Open 85.13  
Close 85.04

**DISCLAIMER:** This report is for information purpose only and does not constitute an offer or solicitation to make an investment in Commodity Futures Contracts which carries risk. Any views, expressions or opinions expressed in this report are solely for providing information to readers. Figures appearing in the report are although taken from reliable sources as presented however, we are not taking any responsibility about its accuracy, completeness and any decision taken on the basis of such information.

For subscription and further information please contact us at:

UAN: +92-21-111-11-PMEX (7639) | Email: info@pmex.com.pk | Web: www.pmex.com.pk