

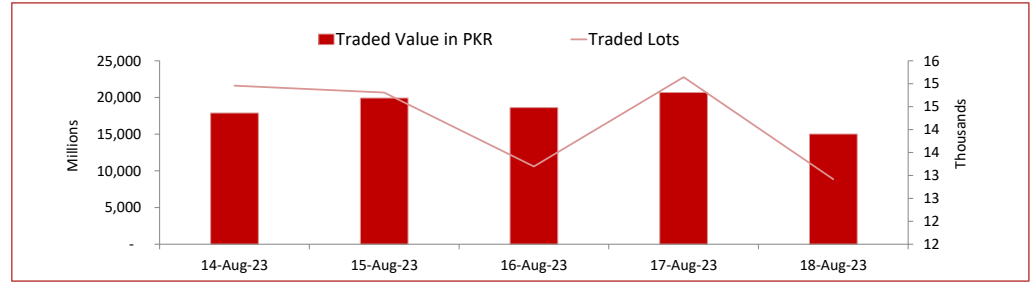
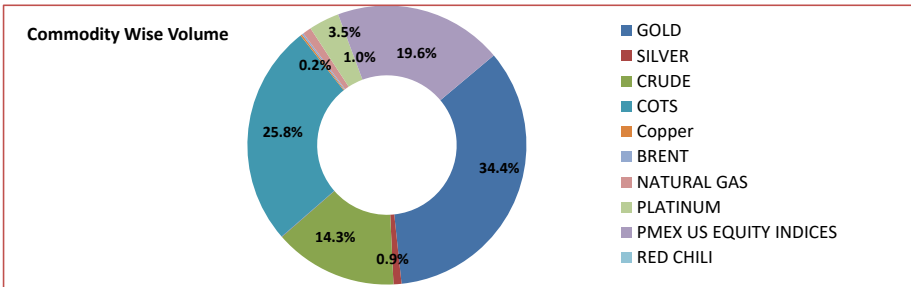
PMEX Daily Statistical Report

Monday, August 21, 2023



PMEX Market Overview

On Friday at PMEX the traded value of Metals, Energy, COTS/FX and indices was recorded at PKR 15.009 billion and the number of lots traded was 12,911. Major business was contributed by Gold amounting to PKR 5.170 billion, followed by Currencies through COTS (PKR 3.867 billion), Crude Oil (PKR 2.149 billion), NSDQ 100 (PKR 1.824 billion), DJ (PKR 661.049 million), Platinum (PKR 531.563 million), SP 500 (PKR 361.041 million), Natural Gas (PKR 149.743 million), Silver (PKR 139.048 million), Japan Equity (PKR 92.680 million), Brent (PKR 31.560 million) and Copper (PKR 29.414 million). In Agricultural commodities, 6 lots of Cotton amounting to PKR 7.424 million were traded.

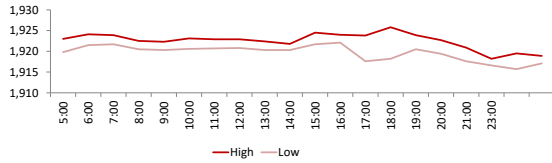


PMEX Price Return Summary

Statistics	Gold	Silver	Crude Oil	Copper	DJ	SP500	NSDQ	EURUSD	GBPUSD	JPYUSD
Return Close/Open %	↓ -0.03%	↑ 0.21%	↑ 1.65%	↑ 0.92%	↑ 0.04%	↑ 0.01%	↑ 0.01%	↑ 0.54%	↓ -0.01%	↓ -0.10%
Difference in Open and Close (\$)	-0.5	0.047	1.32	0.03	14	0.75	0.75	170.0000	-0.0001	-0.0013
Range Day (Max- Min)/Open %	0.01	0.01	0.02	0.01	0.01	0.01	0.00	0.00	0.01	0.98
Difference in Maximum and Minimum (\$)	10.1	0.25	2.00	0.05	328	212.75	45.75	0.00	0.01	1.24
Average Return (1 Hour) %	0.16	0.43	0.72	0.56	0.21	0.34	0.27	0.16	0.14	0.12
Volatility (1 Hour) %	0.10	0.22	0.38	0.33	0.10	0.17	0.11	0.04	0.06	0.03
Return to Volatility Ratio (1 Hour)	1.673	1.968	1.899	1.717	2.190	1.964	2.480	3.518	2.540	4.815
Intraday Volatility %	0.44	0.99	1.74	1.49	0.45	0.79	0.50	0.21	0.26	0.12

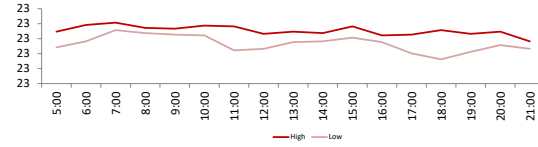
PMEX Hourly Price Movements

GOLD USD / t Oz



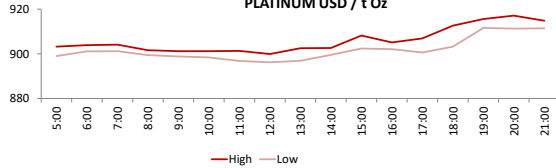
High 1925.8
Low 1915.7
Open 1918.7
Close 1918.2

SILVER USD / t Oz



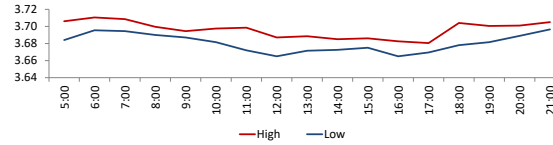
High 22.907
Low 22.657
Open 22.743
Close 22.79

PLATINUM USD / t Oz



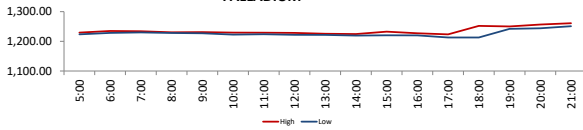
High 917.1
Low 893.6
Open 896.9
Close 916.2

COPPER USD per pound



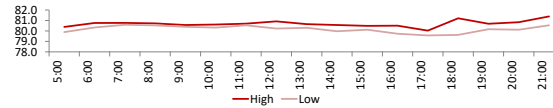
High 3.719
Low 3.665
Open 3.6865
Close 3.7205

PALLADIUM



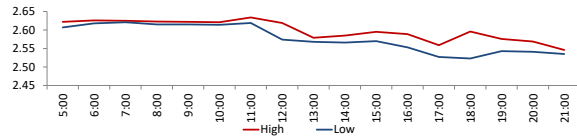
2245.5
2254.5
2241.5
2164

CRUDE OIL USD / barrel



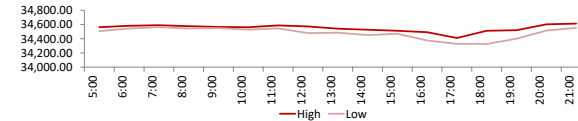
High 81.57
Low 79.57
Open 80.08
Close 81.4

NATURAL GAS USD/mmbtu



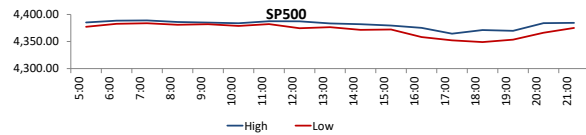
High 2.634
Low 2.572
Open 2.624
Close 2.572

DJ



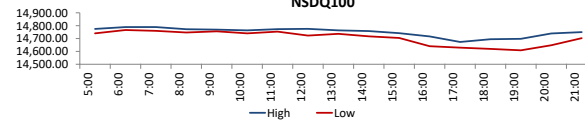
High 34654
Low 34326
Open 34526
Close 34540

SP500



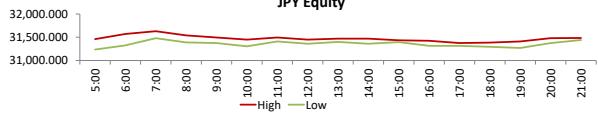
High 4394.75
Low 4349
Open 14744.25
Close 14745

NSDQ100



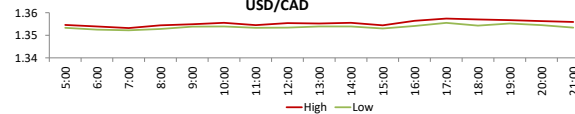
High 4394.75
Low 4349
Open 14744.25
Close 14745

JPY Equity

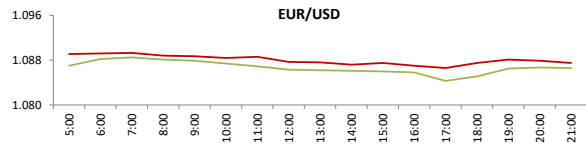


High 2259
Low 2261.5
Open 2263.5
Close 2253

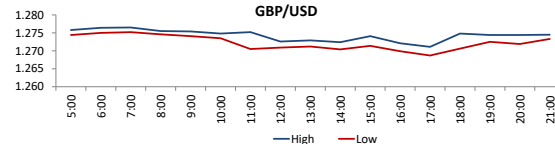
USD/CAD



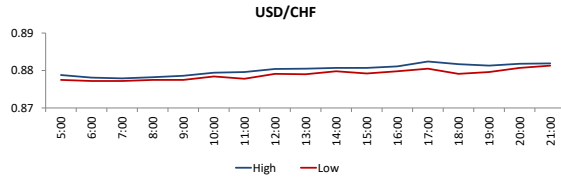
High 1.3574
Low 1.3522
Open 1.3335
Close 1.3505



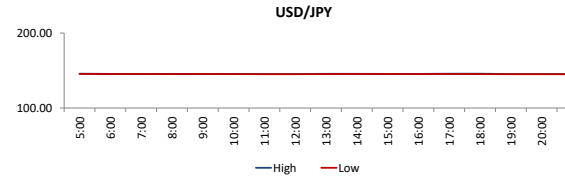
High 0.6428
 Low 0.6377
 Open 145.836
 Close 0.6405



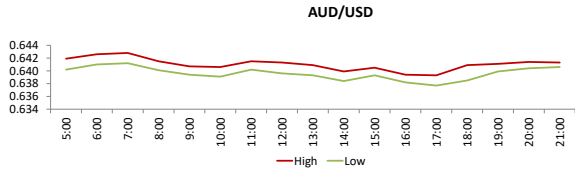
High 1.2765
 Low 1.2687
 Open 1.0873
 Close 1.0872



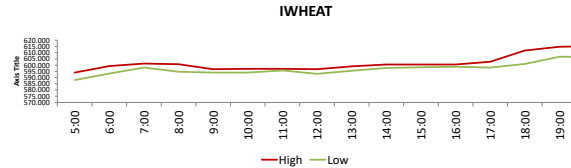
High 0.8827
 Low 0.8772
 Open 1.3546
 Close 1.3552



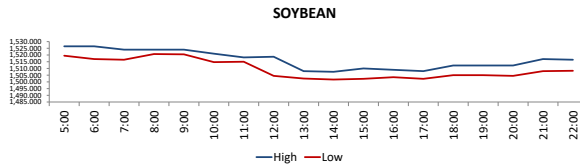
High 146.157
 Low 144.914
 Open 1.7747
 Close 1.2734



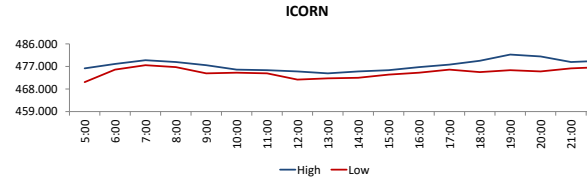
High 0.6428
 Low 0.6377
 Open 145.836
 Close 0.6405



High 726.5
 Low 712
 Open 725.25
 Close 725.25



High 1531.5
 Low 1501.75
 Open 473
 Close 479.75



High 481.75
 Low 470.75
 Open 83.58
 Close 83.89

DISCLAIMER: This report is for information purpose only and does not constitute an offer or solicitation to make an investment in Commodity Futures Contracts which carries risk. Any views, expressions or opinions expressed in this report are solely for providing information to readers. Figures appearing in the report are although taken from reliable sources as presented however, we are not taking any responsibility about its accuracy, completeness and any decision taken on the basis of such information.

For subscription and further information please contact us at:

UAN: +92-21-111-11-PMEX (7639) | Email: info@pmex.com.pk | Web: www.pmex.com.pk