

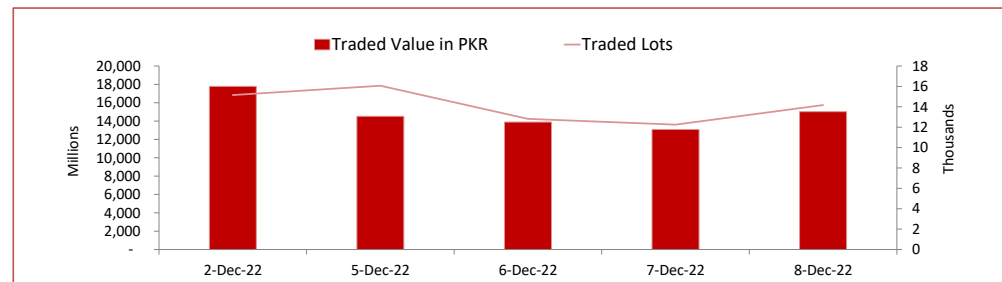
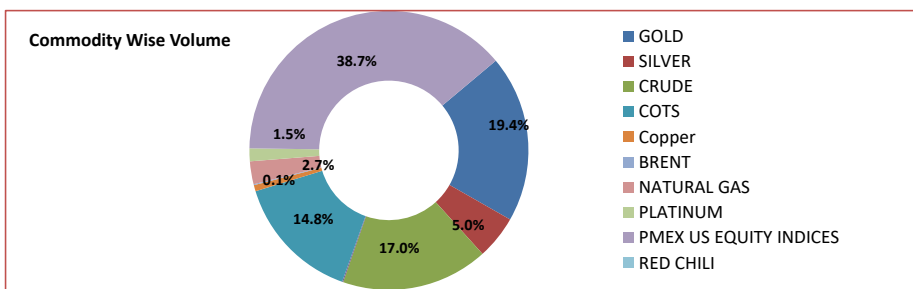
PMEX Daily Statistical Report

Friday, December 9, 2022



PMEX Market Overview

On Thursday at PMEX the traded value of Metals, Energy, COTS/FX and indices was recorded at PKR 15.004 billion and the number of lots traded at 14,150. Major business was contributed by NSDQ 100 amounting to PKR 4.554 billion, followed by Gold (PKR 2.908 billion), Currencies through COTS (PKR 2.557 billion), Crude Oil (PKR 2,227 billion), DJ (PKR 1.127 billion), Silver (PKR 758.263 million), Natural Gas (PKR 398.157 million), Platinum (PKR 223.830 million), SP 500 (PKR 111.810 million), Copper (PKR 108.080 million), Brent (PKR 15.985 million) and Japan Equity (PKR 12.385 million). In Agricultural commodities, 19 lots of Cotton amounting to PKR 17.499 million were traded.

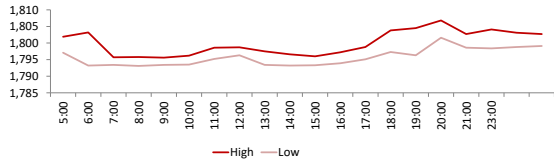


PMEX Price Return Summary

Statistics	Gold	Silver	Crude Oil	Copper	DJ	SP500	NSDQ	EURUSD	GBPUSD	JPYUSD
Return Close/Open %	↑ 0.13%	↑ 1.66%	↓ -1.05%	↑ 0.95%	↑ 0.53%	↑ 1.21%	↑ 1.21%	↑ 0.07%	↑ 0.47%	↑ 0.24%
Difference in Open and Close (\$)	2.4	0.380	-0.76	0.04	177	139.25	139.25	20.0000	0.0049	0.0029
Range Day (Max- Min)/Open %	0.01	0.03	0.06	0.03	0.01	0.02	0.01	0.00	0.01	0.97
Difference in Maximum and Minimum (\$)	13.7	0.70	4.30	0.10	447	250.50	60.75	0.01	0.01	1.19
Average Return (1 Hour) %	0.16	0.43	0.72	0.56	0.21	0.34	0.27	0.16	0.14	0.12
Volatility (1 Hour) %	0.10	0.22	0.38	0.33	0.10	0.17	0.11	0.04	0.06	0.03
Return to Volatility Ratio (1 Hour)	1.673	1.968	1.899	1.717	2.190	1.964	2.480	3.518	2.540	4.815
Intraday Volatility %	0.44	0.99	1.74	1.49	0.45	0.79	0.50	0.21	0.26	0.12

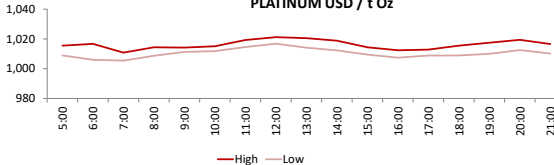
PMEX Hourly Price Movements

GOLD USD / t Oz



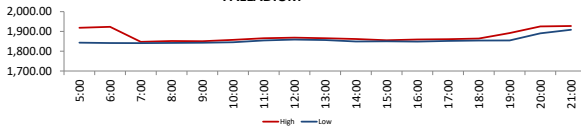
High 1806.8
Low 1793.1
Open 1798.9
Close 1801.3

PLATINUM USD / t Oz



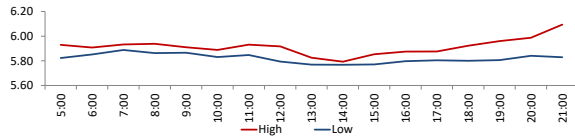
High 1021.2
Low 1005.4
Open 1011.9
Close 1014.7

PALLADIUM



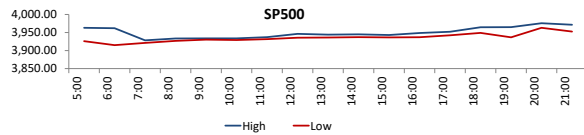
2245.5
2254.5
2241.5
2164

NATURAL GAS USD/mmbtu



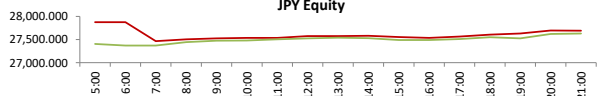
High 6.158
Low 5.6
Open 5.817
Close 5.933

SP500



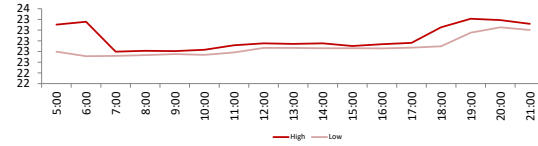
High 3975.75
Low 3915
Open 11498.25
Close 11637.5

JPY Equity



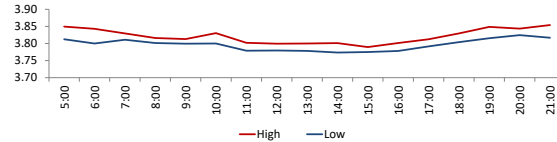
High 2259
Low 2261.5
Open 2263.5
Close 2253

SILVER USD / t Oz



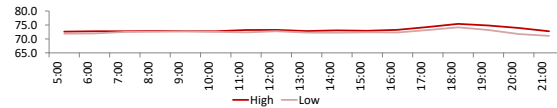
High 23.412
Low 22.712
Open 22.898
Close 23.278

COPPER USD per pound



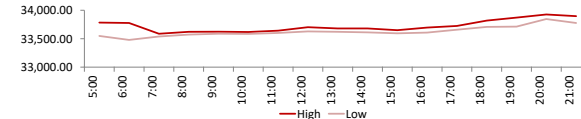
High 3.872
Low 3.7735
Open 3.8443
Close 3.8808

CRUDE OIL USD / barrel



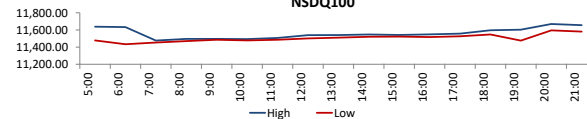
High 75.39
Low 71.09
Open 72.65
Close 71.89

DJ



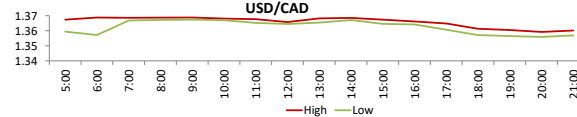
High 33926
Low 33479
Open 33617
Close 33794

NSDQ100



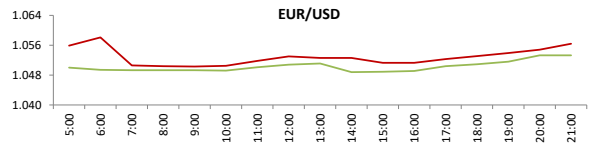
High 3975.75
Low 3915
Open 11498.25
Close 11637.5

USD/CAD

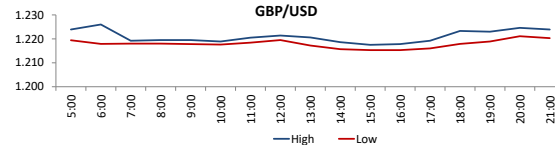


High 1.3688
Low 1.3559
Open 27665
Close 27685

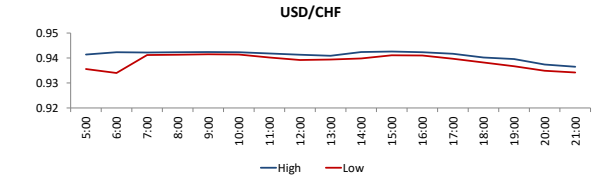
High Low



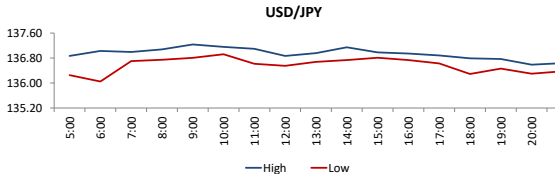
High 0.6791
Low 0.6697
Open 136.601
Close 0.677



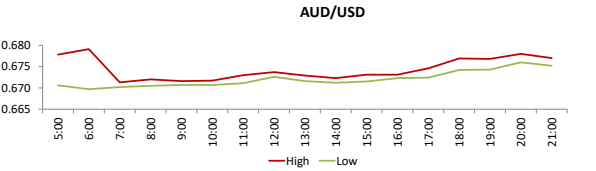
High 1.226
Low 1.2153
Open 1.0506
Close 1.0555



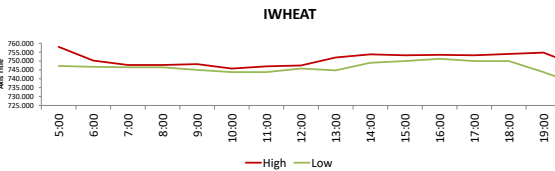
High 0.9426
Low 0.934
Open 1.3654
Close 1.3594



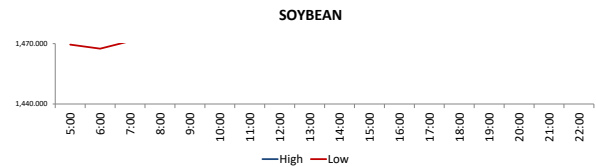
High 137.235
Low 136.049
Open 1.2209
Close 1.2238



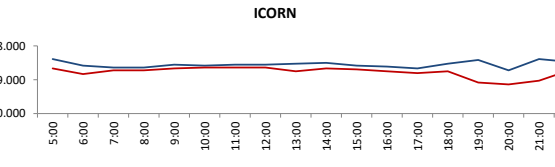
High 0.6791
Low 0.6697
Open 136.601
Close 0.677



High 726.5
Low 712
Open 725.25
Close 725.25



High 1491.75
Low 1467.5
Open 642.75
Close 642.5



High 644.5
Low 637.75
Open 81.42
Close 81.43

DISCLAIMER: This report is for information purpose only and does not constitute an offer or solicitation to make an investment in Commodity Futures Contracts which carries risk. Any views, expressions or opinions expressed in this report are solely for providing information to readers. Figures appearing in the report are although taken from reliable sources as presented however, we are not taking any responsibility about its accuracy, completeness and any decision taken on the basis of such information.

For subscription and further information please contact us at:

UAN: +92-21-111-11-PMEX (7639) | Email: info@pmex.com.pk | Web: www.pmex.com.pk