

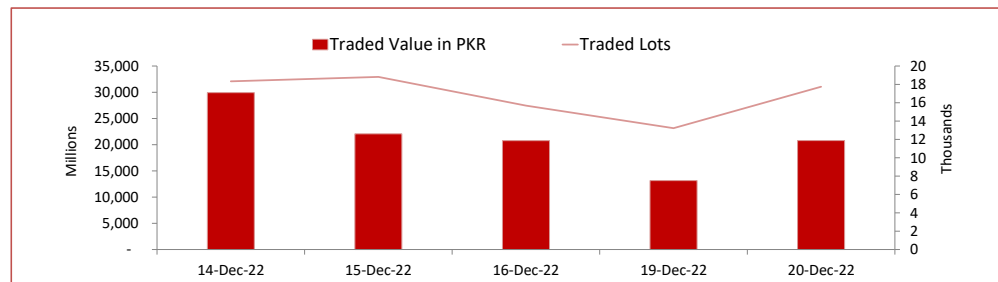
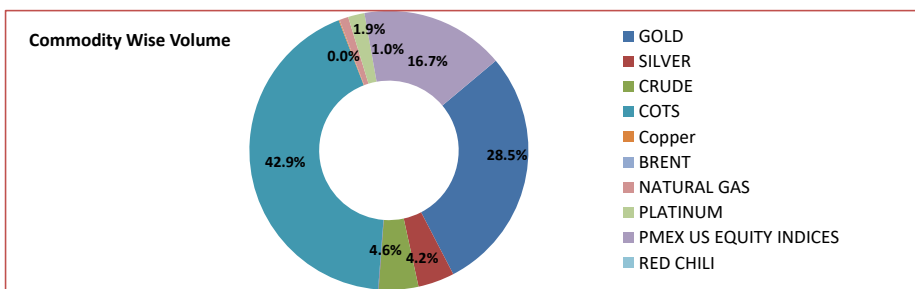
PMEX Daily Statistical Report

Wednesday, December 21, 2022



PMEX Market Overview

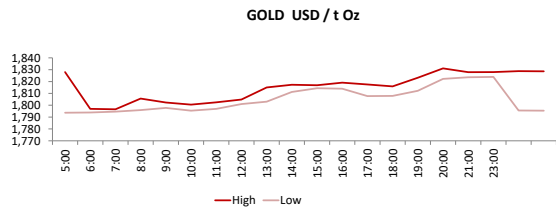
On Tuesday at PMEX the traded value of Metals, Energy, COTS/FX and indices was recorded at PKR 20.764 billion and the number of lots traded at 17,727. Major business was contributed by Currencies through COTS amounting to PKR 8.874 billion, followed by Gold (PKR 5.891 billion), NSDQ 100 (PKR 2.507 billion), Crude Oil (PKR 947.574 million), Silver (PKR 875.069 million), DJ (PKR 621.144 million), Platinum (PKR 393.687 million), SP 500 (PKR 309.405 million), Natural Gas (PKR 213.831 million), Japan Equity (PKR 106.815 million), Copper (PKR 20.586 million) and Brent (PKR 2.862 million). In Agricultural commodities, 14 lots of Cotton amounting to PKR 13.538 million were traded.



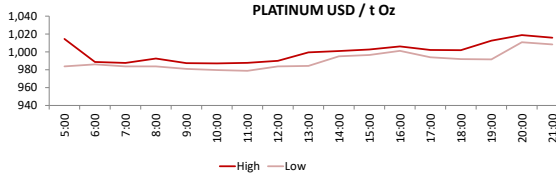
PMEX Price Return Summary

Statistics	Gold	Silver	Crude Oil	Copper	DJ	SP500	NSDQ	EURUSD	GBPUSD	JPYUSD
Return Close/Open %	↑ 1.71%	↑ 5.29%	↑ 0.18%	↑ 1.22%	↑ 0.55%	↑ 0.10%	↑ 0.10%	↓ -3.03%	↑ 0.15%	↑ 0.32%
Difference in Open and Close (\$)	30.7	1.225	0.14	0.05	181	10.75	10.75	-825.0000	0.0016	0.0039
Range Day (Max- Min)/Open %	0.02	0.06	0.03	0.03	0.02	0.02	0.01	0.00	0.01	5.68
Difference in Maximum and Minimum (\$)	37.4	1.44	2.46	0.11	517	202.50	62.75	0.01	0.01	6.92
Average Return (1 Hour) %	0.16	0.43	0.72	0.56	0.21	0.34	0.27	0.16	0.14	0.12
Volatility (1 Hour) %	0.10	0.22	0.38	0.33	0.10	0.17	0.11	0.04	0.06	0.03
Return to Volatility Ratio (1 Hour)	1.673	1.968	1.899	1.717	2.190	1.964	2.480	3.518	2.540	4.815
Intraday Volatility %	0.44	0.99	1.74	1.49	0.45	0.79	0.50	0.21	0.26	0.12

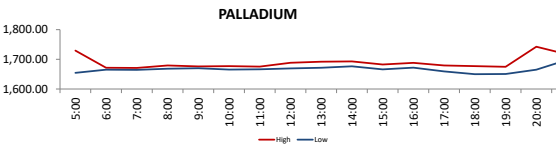
PMEX Hourly Price Movements



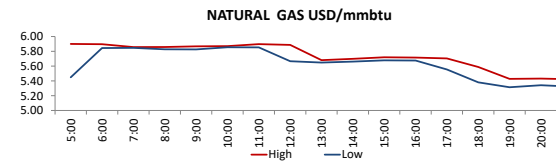
High 1831.1
Low 1793.7
Open 1797
Close 1827.7



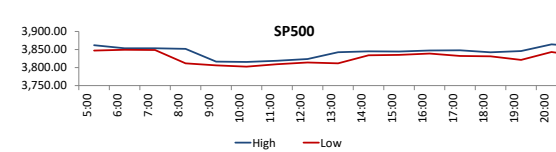
High 1018.8
Low 978.8
Open 986.7
Close 1013



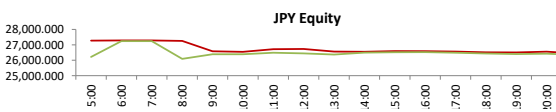
2245.5
2254.5
2241.5
2164



High 5.9
Low 5.254
Open 5.841
Close 5.362



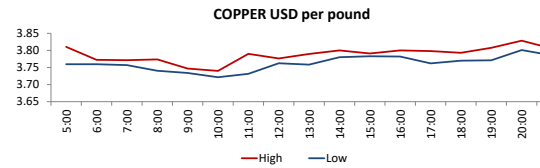
High 3865.25
Low 3802.5
Open 11184.25
Close 1119.5



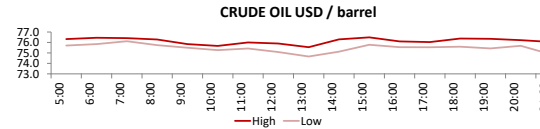
High 2259
Low 2261.5
Open 2263.5
Close 2253



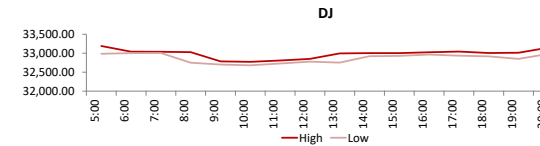
High 24.482
Low 23.042
Open 23.168
Close 24.393



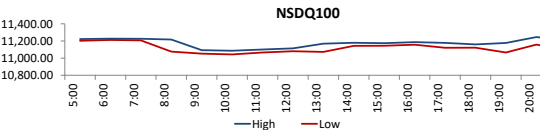
High 3.8285
Low 3.7215
Open 3.7618
Close 3.8078



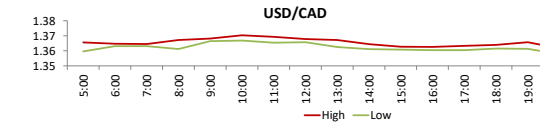
High 76.9
Low 74.44
Open 75.86
Close 76



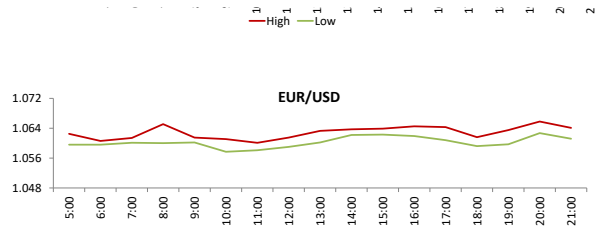
High 33199
Low 32682
Open 32940
Close 3312.1



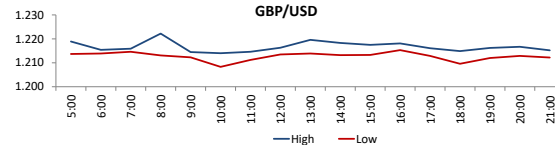
High 3865.25
Low 3802.5
Open 11184.25
Close 1119.5



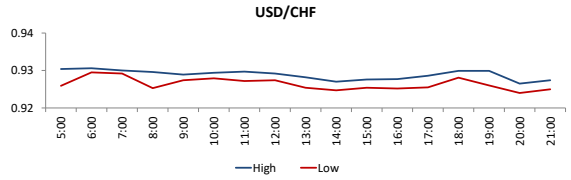
High 1.3703
Low 1.3578
Open 27185
Close 26360



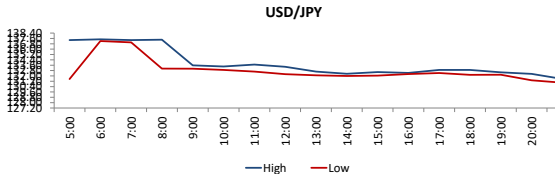
High 0.6743
 Low 0.6628
 Open 136.907
 Close 0.6679



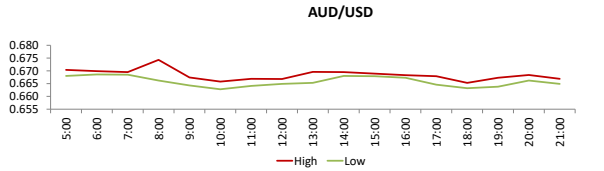
High 1.2222
 Low 1.2083
 Open 1.0607
 Close 1.0623



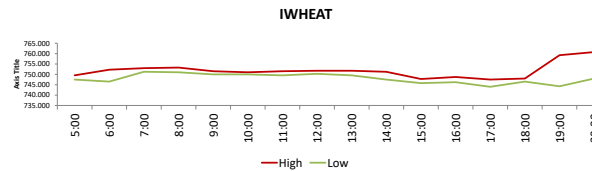
High 0.9306
 Low 0.924
 Open 1.3651
 Close 1.3614



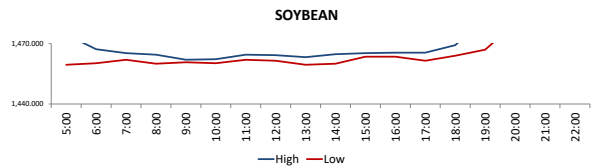
High 137.466
 Low 130.551
 Open 1.7146
 Close 1.2185



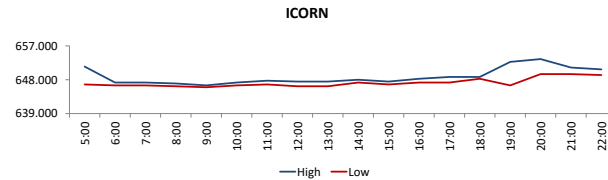
High 0.6743
 Low 0.6628
 Open 136.907
 Close 0.6679



High 726.5
 Low 712
 Open 725.25
 Close 725.25



High 1486
 Low 1459.5
 Open 646.75
 Close 651.5



High 653.5
 Low 646
 Open 84.08
 Close 87.61

DISCLAIMER: This report is for information purpose only and does not constitute an offer or solicitation to make an investment in Commodity Futures Contracts which carries risk. Any views, expressions or opinions expressed in this report are solely for providing information to readers. Figures appearing in the report are although taken from reliable sources as presented however, we are not taking any responsibility about its accuracy, completeness and any decision taken on the basis of such information.

For subscription and further information please contact us at:

UAN: +92-21-111-11-PMEX (7639) | Email: info@pmex.com.pk | Web: www.pmex.com.pk