

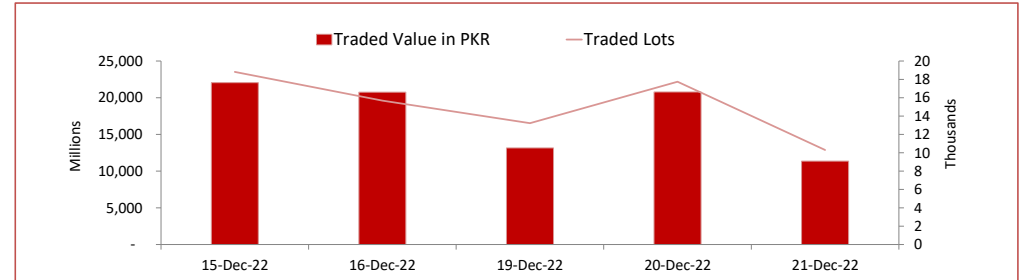
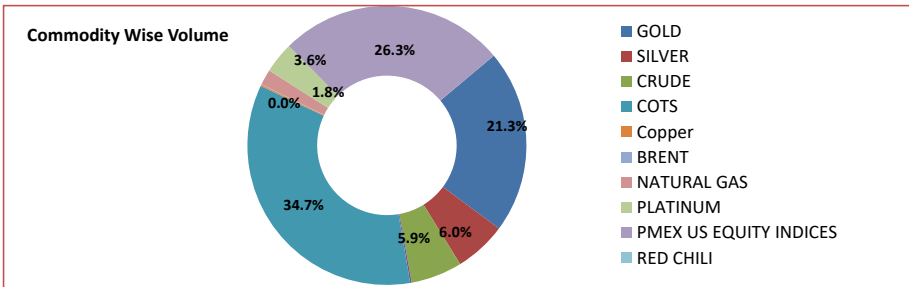
# PMEX Daily Statistical Report

Thursday, December 22, 2022



## PMEX Market Overview

On Wednesday at PMEX the traded value of Metals, Energy, COTS/FX and indices was recorded at PKR 11.343 billion and the number of lots traded at 10,283. Major business was contributed by Currencies through COTS amounting to PKR 3.897 billion, followed by Gold (PKR 2.391 billion), NSDQ 100 (PKR 2.327 billion), Silver (PKR 679.720 million), Crude Oil (PKR 668.886 million), Platinum (PKR 403.052 million), DJ (PKR 376.912 million), SP 500 (PKR 239.186 million), Natural Gas (PKR 204.677 million), Japan Equity (PKR 130.953 million), Copper (PKR 18.001 million) and Brent (PKR 5.305 million). In Agricultural commodities, 21 lots of Cotton amounting to PKR 20.847 million were traded.

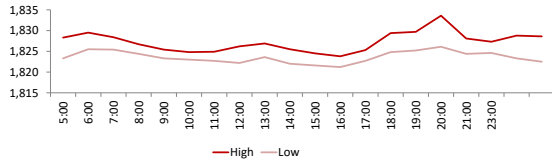


## PMEX Price Return Summary

Statistics	Gold	Silver	Crude Oil	Copper	DJ	SP500	NSDQ	EURUSD	GBPUSD	JPYUSD
Return Close/Open %	↓ -0.20%	↓ -0.83%	↑ 3.18%	↑ 0.24%	↑ 1.51%	↑ 1.42%	↑ 1.42%	↑ 0.55%	↓ -0.18%	↓ -0.83%
Difference in Open and Close (\$)	-3.7	-0.203	2.42	0.01	500	159.00	159.00	145.0000	-0.0019	-0.0101
Range Day (Max- Min)/Open %	0.01	0.02	0.04	0.01	0.02	0.02	0.01	0.00	0.01	0.92
Difference in Maximum and Minimum (\$)	12.4	0.47	2.80	0.04	622	230.75	73.75	0.01	0.01	1.12
Average Return (1 Hour) %	0.16	0.43	0.72	0.56	0.21	0.34	0.27	0.16	0.14	0.12
Volatility (1 Hour) %	0.10	0.22	0.38	0.33	0.10	0.17	0.11	0.04	0.06	0.03
Return to Volatility Ratio (1 Hour)	1.673	1.968	1.899	1.717	2.190	1.964	2.480	3.518	2.540	4.815
Intraday Volatility %	0.44	0.99	1.74	1.49	0.45	0.79	0.50	0.21	0.26	0.12

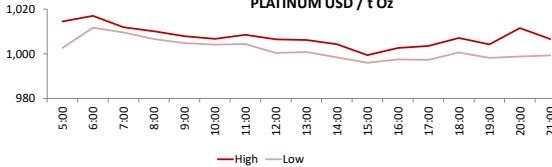
**PMEX Hourly Price Movements**

**GOLD USD / t Oz**



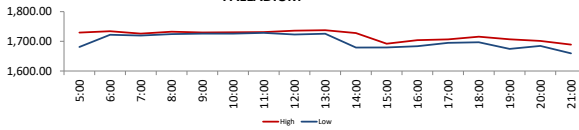
High 1833.6  
Low 1821.2  
Open 1827.7  
Close 1824

**PLATINUM USD / t Oz**



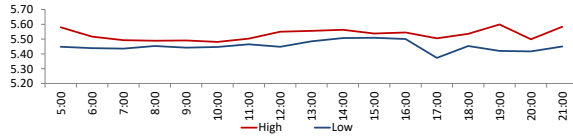
High 1017  
Low 996  
Open 1013  
Close 1002.2

**PALLADIUM**



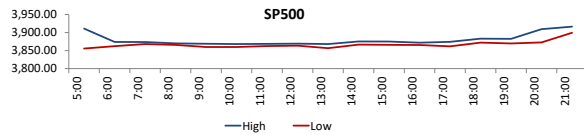
2245.5  
2254.5  
2241.5  
2164

**NATURAL GAS USD/mmbtu**



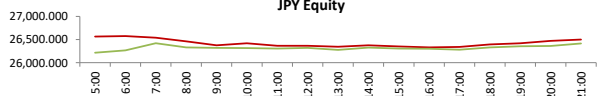
High 5.599  
Low 5.263  
Open 5.362  
Close 5.478

**SP500**



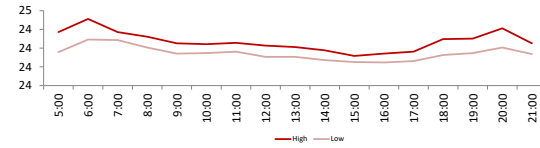
High 3917.5  
Low 3843.75  
Open 11195  
Close 11354

**JPY Equity**



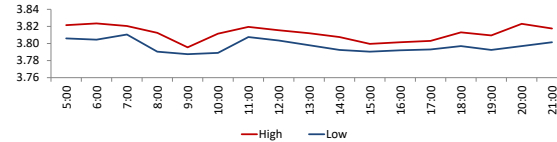
High 2259  
Low 2261.5  
Open 2263.5  
Close 2253

**SILVER USD / t Oz**



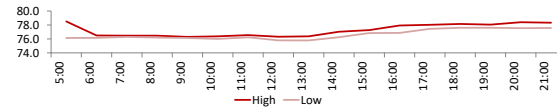
High 24.512  
Low 24.047  
Open 24.392  
Close 24.19

**COPPER USD per pound**



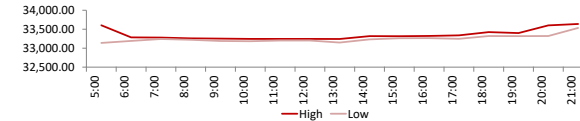
High 3.8265  
Low 3.7875  
Open 3.8078  
Close 3.817

**CRUDE OIL USD / barrel**



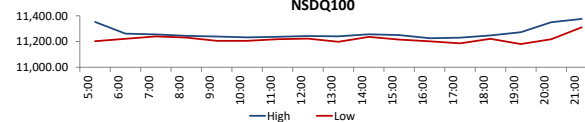
High 78.58  
Low 75.78  
Open 76  
Close 78.42

**DJ**



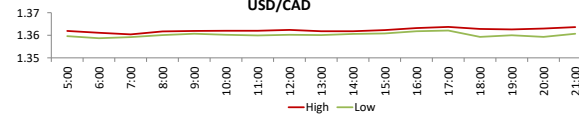
High 33639  
Low 33017  
Open 33121  
Close 33621

**NSDQ100**

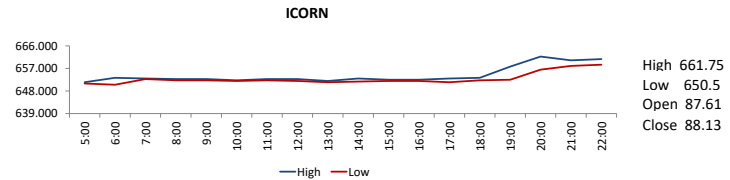
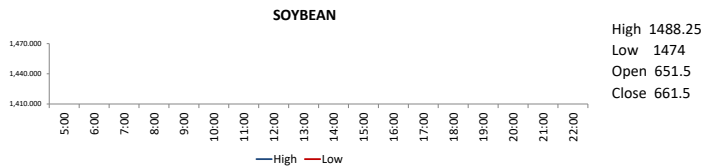
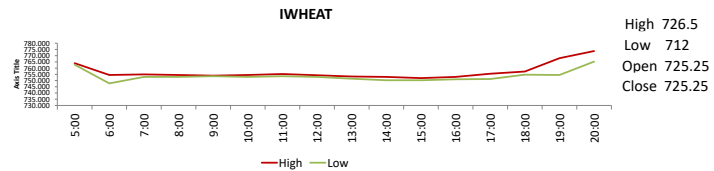
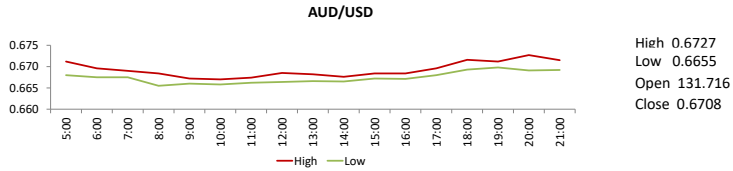
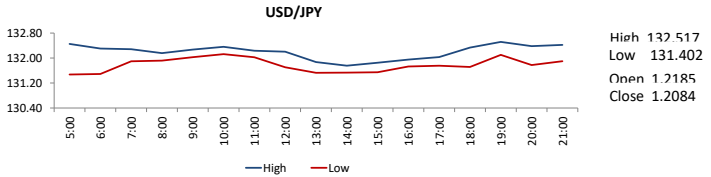
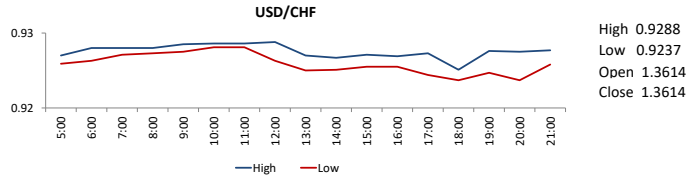
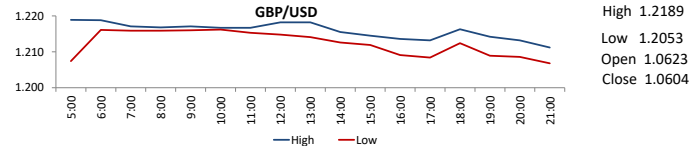
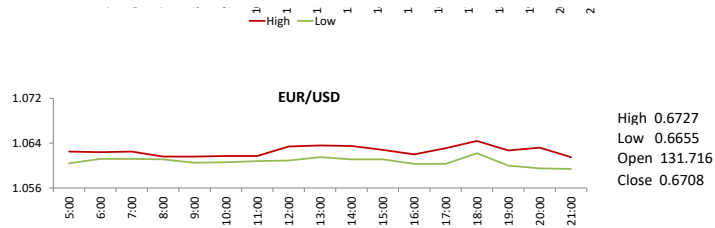


High 3917.5  
Low 3843.75  
Open 11195  
Close 11354

**USD/CAD**



High 1.3637  
Low 1.3587  
Open 1.3630  
Close 1.3505



**DISCLAIMER:** This report is for information purpose only and does not constitute an offer or solicitation to make an investment in Commodity Futures Contracts which carries risk. Any views, expressions or opinions expressed in this report are solely for providing information to readers. Figures appearing in the report are although taken from reliable sources as presented however, we are not taking any responsibility about its accuracy, completeness and any decision taken on the basis of such information.

For subscription and further information please contact us at:

UAN: +92-21-111-11-PMEX (7639) | Email: info@pmex.com.pk | Web: www.pmex.com.pk