

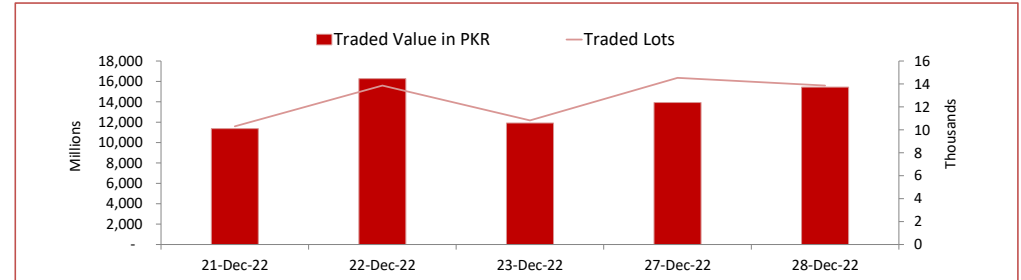
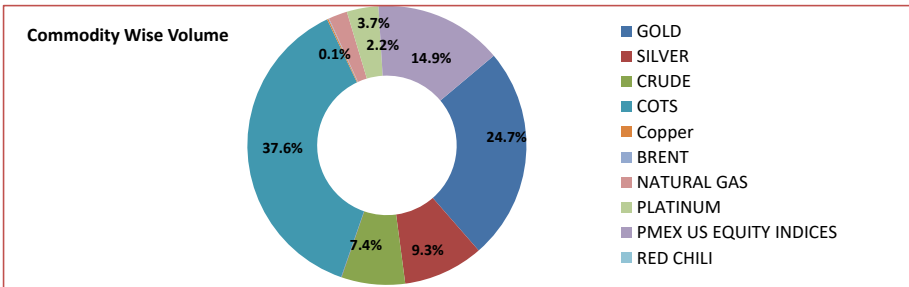
PMEX Daily Statistical Report

Thursday, December 29, 2022



PMEX Market Overview

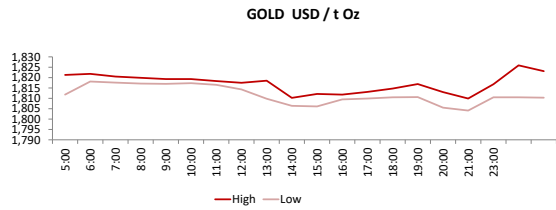
On Wednesday at PMEX the traded value of Metals, Energy, COTS/FX and indices was recorded at PKR 15.432 billion and the number of lots traded at 13,850. Major business was contributed by Currencies through COTS amounting to PKR 5.797 billion, followed by Gold (PKR 3.804 billion), NSDQ 100 (PKR 1.695 billion), Silver (PKR 1.436 billion), Crude Oil (PKR 1.136 billion), Platinum (PKR 564.833 million), Natural Gas (PKR 335.129 million), DJ (PKR 331.746 million), SP 500 (PKR 262.148 million), Japan Equity (PKR 29.563 million), Copper (PKR 24.311 million) and Brent (PKR 13.415 million). In Agricultural commodities, 8 lots of Cotton amounting to PKR 7.604 million were traded.



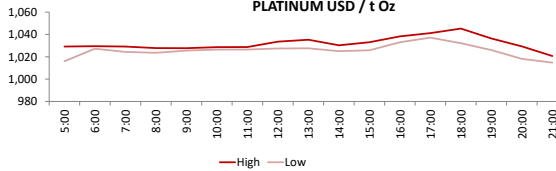
PMEX Price Return Summary

Statistics	Gold	Silver	Crude Oil	Copper	DJ	SP500	NSDQ	EURUSD	GBPUSD	JPYUSD
Return Close/Open %	↓ -0.53%	↓ -2.17%	↓ -1.23%	↓ -0.44%	↓ -1.09%	↓ -1.19%	↓ -1.19%	↓ -0.65%	↓ -0.06%	↑ 0.25%
Difference in Open and Close (\$)	-9.7	-0.527	-0.98	-0.02	-363	-129.50	-129.50	-170.0000	-0.0006	0.0030
Range Day (Max- Min)/Open %	0.01	0.03	0.04	0.01	0.02	0.02	0.01	0.00	0.01	0.98
Difference in Maximum and Minimum (\$)	21.8	0.67	3.02	0.05	548	237.25	70.00	0.01	0.01	1.18
Average Return (1 Hour) %	0.16	0.43	0.72	0.56	0.21	0.34	0.27	0.16	0.14	0.12
Volatility (1 Hour) %	0.10	0.22	0.38	0.33	0.10	0.17	0.11	0.04	0.06	0.03
Return to Volatility Ratio (1 Hour)	1.673	1.968	1.899	1.717	2.190	1.964	2.480	3.518	2.540	4.815
Intraday Volatility %	0.44	0.99	1.74	1.49	0.45	0.79	0.50	0.21	0.26	0.12

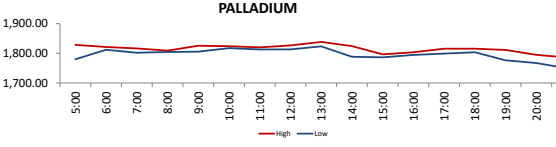
PMEX Hourly Price Movements



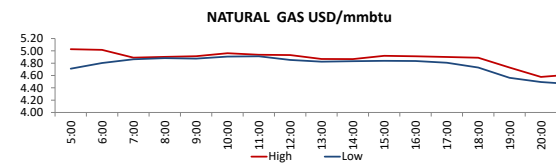
High 1825.9
Low 1804.1
Open 1821.9
Close 1812.2



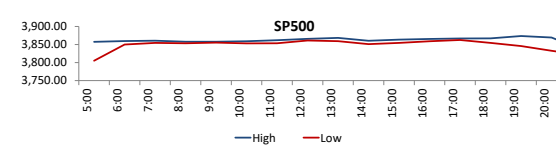
High 1045.3
Low 1014.8
Open 1027
Close 1031.7



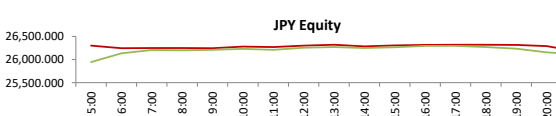
2245.5
2254.5
2241.5
2164



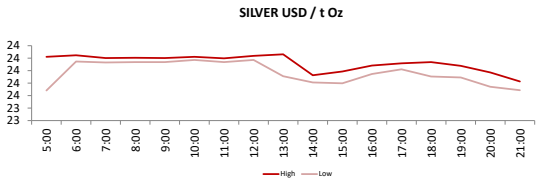
High 5.148
Low 4.46
Open 5.158
Close 4.761



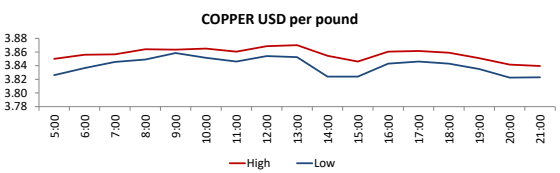
High 3873.5
Low 3803.5
Open 10913
Close 10783.5



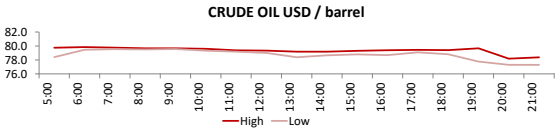
High 2259
Low 2261.5
Open 2263.5
Close 2253



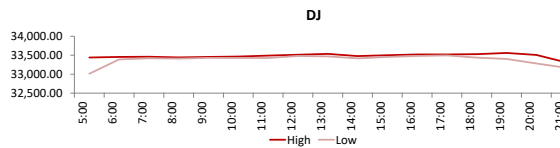
High 24.307
Low 23.637
Open 24.245
Close 23.718



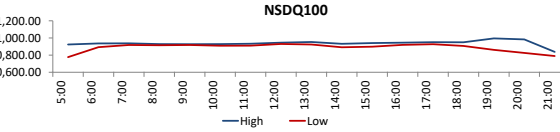
High 3.87
Low 3.8215
Open 3.8508
Close 3.8338



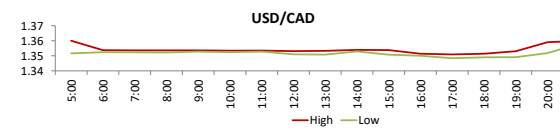
High 80.31
Low 77.29
Open 79.85
Close 78.87



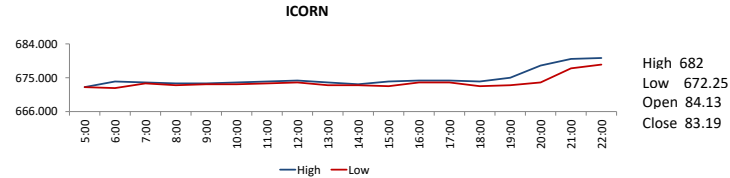
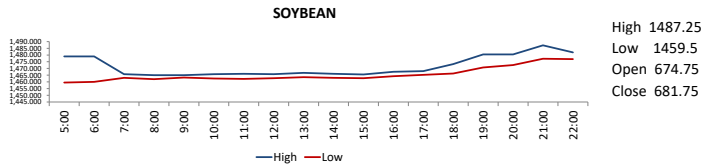
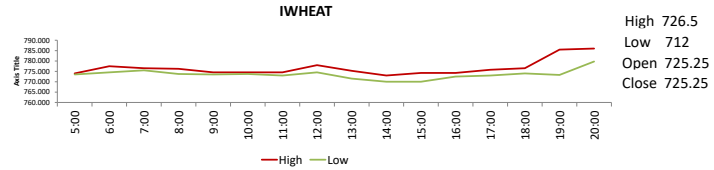
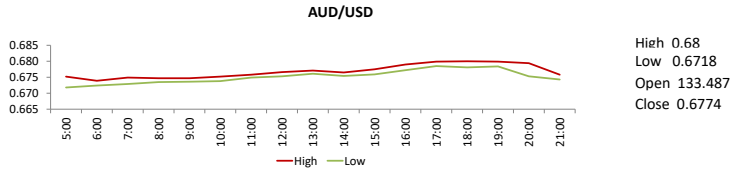
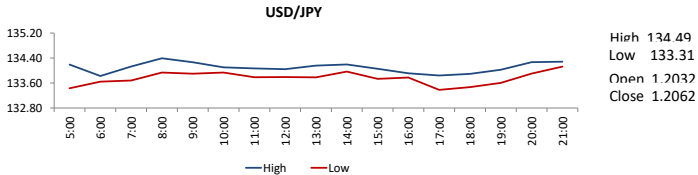
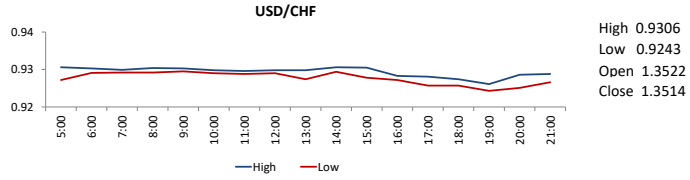
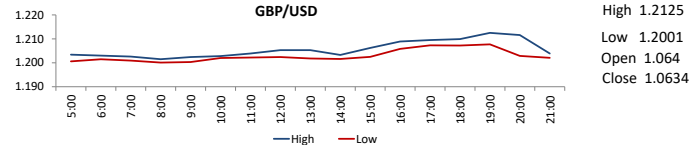
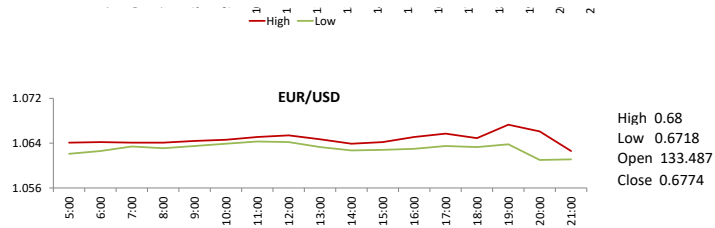
High 33560
Low 33012
Open 33427
Close 33064



High 3873.5
Low 3803.5
Open 10913
Close 10783.5



High 1.361
Low 1.3484
Open 26255
Close 26085



DISCLAIMER: This report is for information purpose only and does not constitute an offer or solicitation to make an investment in Commodity Futures Contracts which carries risk. Any views, expressions or opinions expressed in this report are solely for providing information to readers. Figures appearing in the report are although taken from reliable sources as presented however, we are not taking any responsibility about its accuracy, completeness and any decision taken on the basis of such information.

For subscription and further information please contact us at:

UAN: +92-21-111-11-PMEX (7639) | Email: info@pmex.com.pk | Web: www.pmex.com.pk