

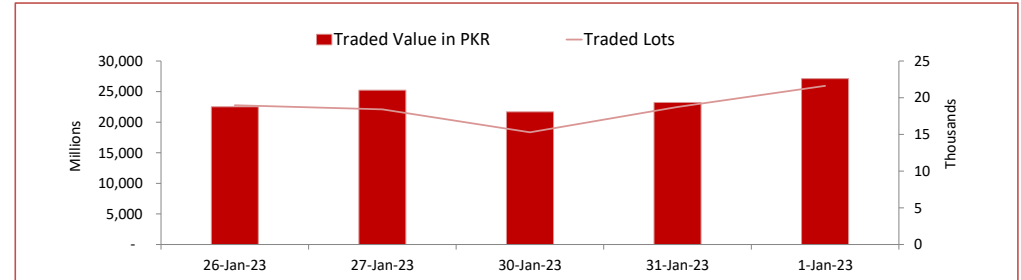
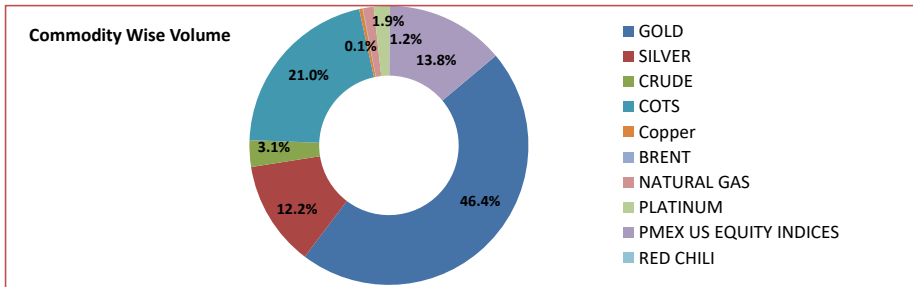
PMEX Daily Statistical Report

Thursday, February 2, 2023



PMEX Market Overview

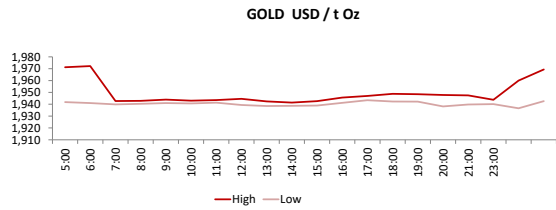
On Wednesday, at PMEX the traded value of Metals, Energy, COTS/FX and indices was recorded at PKR 27.105 billion and the number of lots traded at 21,612. Major business was contributed by Gold amounting to 12.583 billion, followed by Currencies through COTS (PKR 5.685 billion), Silver (PKR 3.311 billion), NSDQ 100 (PKR 2.512 billion), DJ (PKR 947.453 million), Crude Oil (PKR 829.975 million), Platinum (PKR 503.987 million), Natural Gas (PKR 335.550 million), SP500 (PKR 275.042 million), Copper (PKR 105.479 million) and Brent (PKR 14.603 million). In Agricultural Commodities, 6 lots of Cotton amounting to PKR 6.934 million were traded.



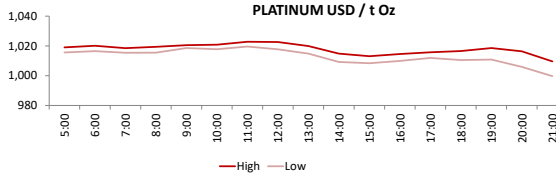
PMEX Price Return Summary

Statistics	Gold	Silver	Crude Oil	Copper	DJ	SP500	NSDQ	EURUSD	GBPUSD	JPYUSD
Return Close/Open %	↑ 1.19%	↑ 1.07%	↔ 0.00%	↓ -0.98%	↓ -0.04%	↑ 3.21%	↑ 3.21%	↓ -0.04%	↑ 1.18%	↑ 0.44%
Difference in Open and Close (\$)	23.2	0.255	0.00	-0.04	-14	388.75	388.75	-10.0000	0.0128	0.0054
Range Day (Max- Min)/Open %	0.02	0.04	0.05	0.03	0.02	0.04	0.01	0.00	0.01	1.81
Difference in Maximum and Minimum (\$)	36.3	0.94	3.66	0.11	777	489.50	114.00	0.02	0.01	2.25
Average Return (1 Hour) %	0.16	0.43	0.72	0.56	0.21	0.34	0.27	0.16	0.14	0.12
Volatility (1 Hour) %	0.10	0.22	0.38	0.33	0.10	0.17	0.11	0.04	0.06	0.03
Return to Volatility Ratio (1 Hour)	1.673	1.968	1.899	1.717	2.190	1.964	2.480	3.518	2.540	4.815
Intraday Volatility %	0.44	0.99	1.74	1.49	0.45	0.79	0.50	0.21	0.26	0.12

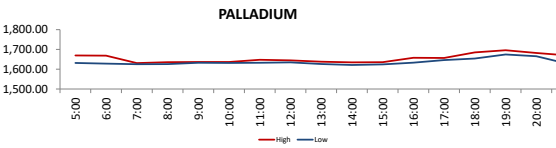
PMEX Hourly Price Movements



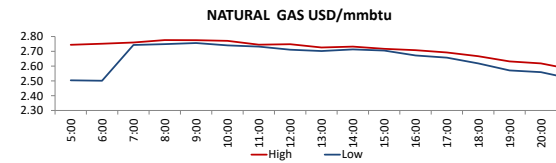
High 1972.2
Low 1935.9
Open 1943.6
Close 1966.8



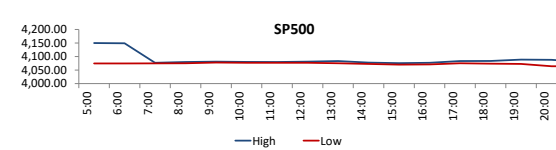
High 1022.8
Low 997.1
Open 1019.1
Close 1012.8



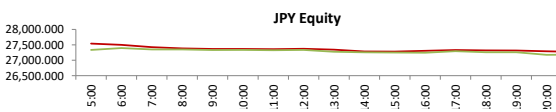
2245.5
2254.5
2241.5
2164



High 2.776
Low 2.461
Open 2.721
Close 2.502



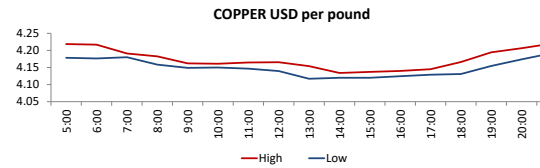
High 4162
Low 4048
Open 12117.25
Close 12506



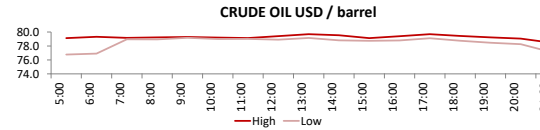
High 2259
Low 2261.5
Open 2263.5
Close 2253



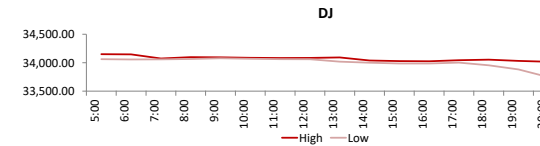
High 24.372
Low 23.432
Open 23.823
Close 24.078



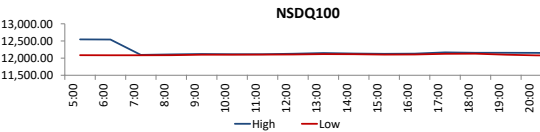
High 4.2295
Low 4.117
Open 4.2225
Close 4.181



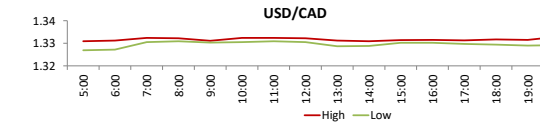
High 79.69
Low 76.03
Open 81.05
Close 81.05



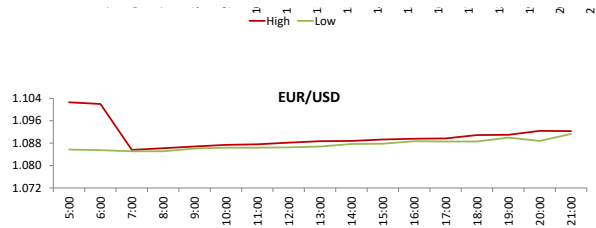
High 34402
Low 33625
Open 34125
Close 34111



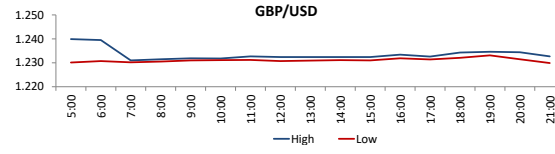
High 4162
Low 4048
Open 12117.25
Close 12506



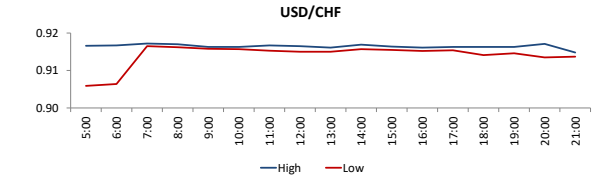
High 1.3379
Low 1.3265
Open 27505
Close 27495



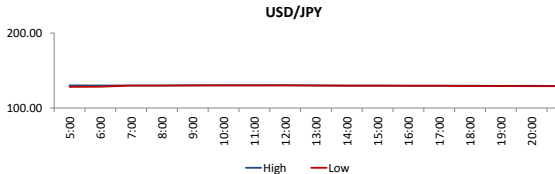
High 1.096
 Low 1.080
 Open 1.0862
 Close 1.099



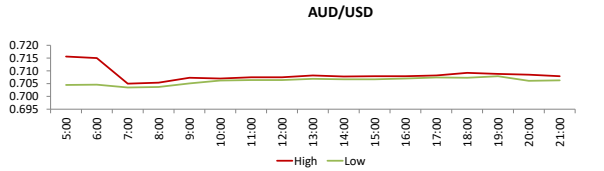
High 1.2399
 Low 1.2271
 Open 1.0862
 Close 1.099



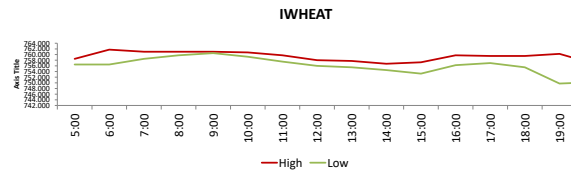
High 0.9182
 Low 0.9059
 Open 1.3307
 Close 1.3291



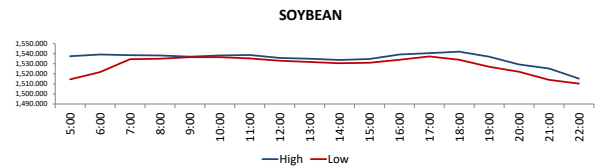
High 130.4
 Low 128.155
 Open 1.2319
 Close 1.2373



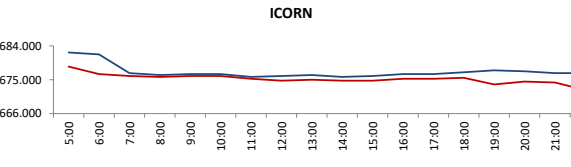
High 0.7156
 Low 0.7035
 Open 130.113
 Close 0.7137



High 726.5
 Low 712
 Open 725.25
 Close 725.25



High 1542
 Low 1510.25
 Open 680
 Close 680.75



High 682.25
 Low 672.25
 Open 85.77
 Close 85.77

DISCLAIMER: This report is for information purpose only and does not constitute an offer or solicitation to make an investment in Commodity Futures Contracts which carries risk. Any views, expressions or opinions expressed in this report are solely for providing information to readers. Figures appearing in the report are although taken from reliable sources as presented however, we are not taking any responsibility about its accuracy, completeness and any decision taken on the basis of such information.

For subscription and further information please contact us at:

UAN: +92-21-111-11-PMEX (7639) | Email: info@pmex.com.pk | Web: www.pmex.com.pk