

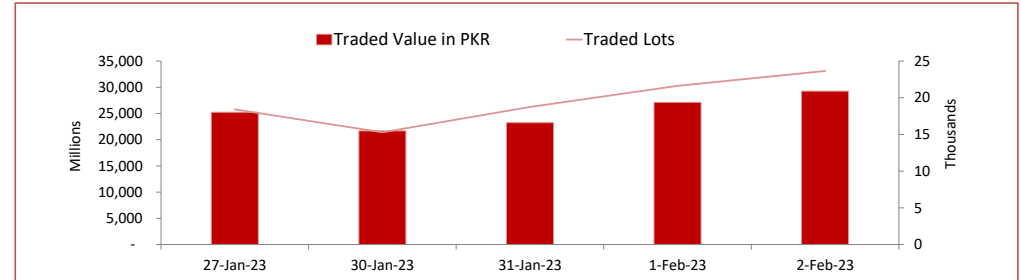
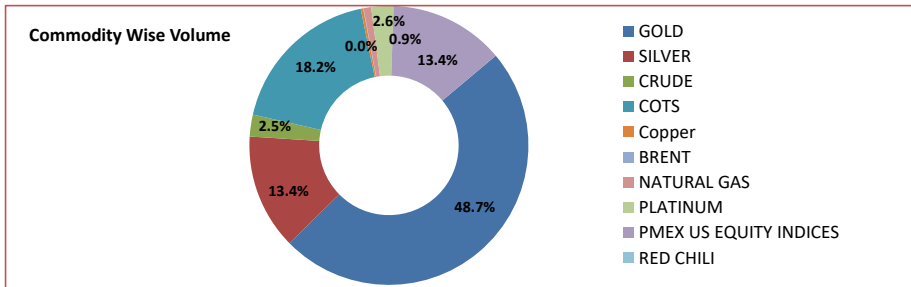
PMEX Daily Statistical Report

Friday, February 3, 2023



PMEX Market Overview

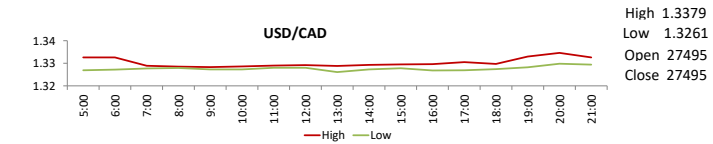
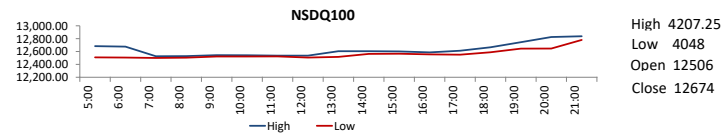
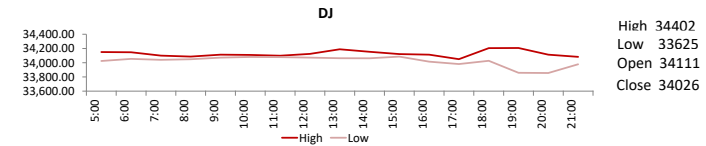
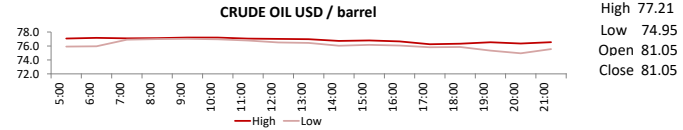
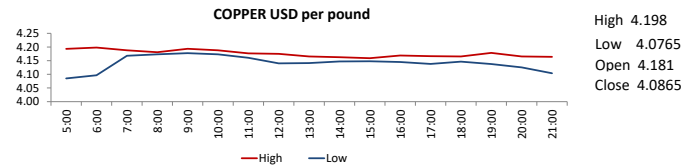
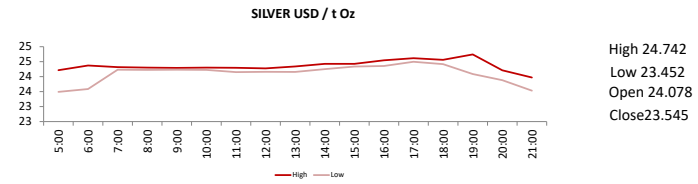
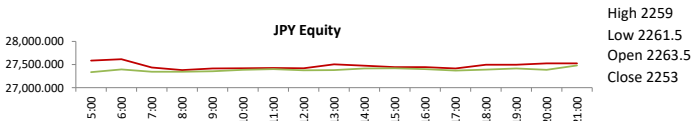
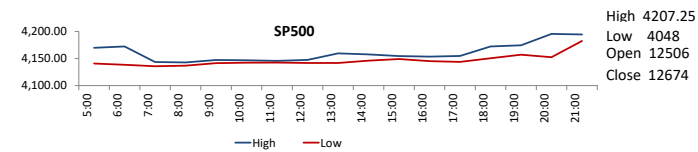
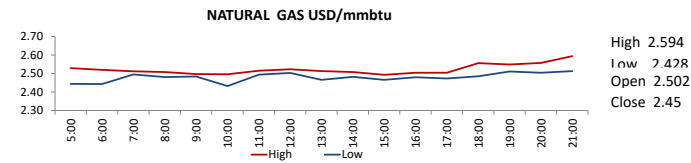
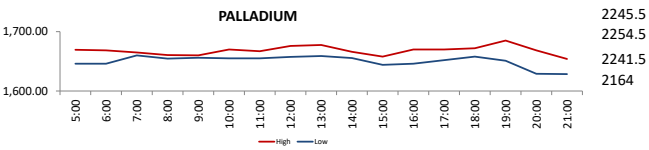
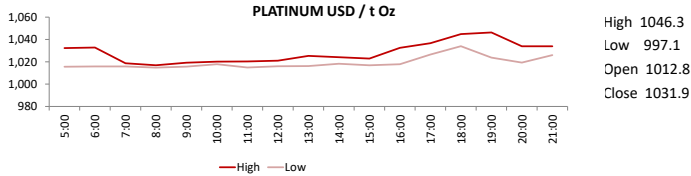
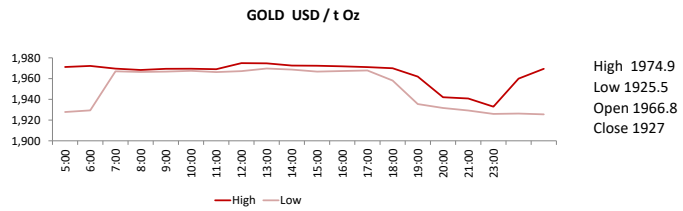
On Thursday, at PMEX the traded value of Metals, Energy, COTS/FX and indices was recorded at PKR 29.254 billion and the number of lots traded at 23,637. Major business was contributed by Gold amounting to 14.261 billion, followed by Currencies through COTS (PKR 5.325 billion), Silver (PKR 3.914 billion), NSDQ 100 (PKR 2.805 billion), DJ (PKR 850.333 million), Platinum (PKR 753.662 million), Crude Oil (PKR 739.886 million), Natural Gas (PKR 256.638 million), SP500 (PKR 251.300 million), Copper (PKR 83.505 million) and Brent (PKR 13.080 million). In Agricultural Commodities, 3 lots of Cotton amounting to PKR 3.495 million were traded.



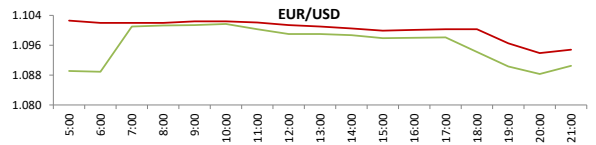
PMEX Price Return Summary

Statistics	Gold	Silver	Crude Oil	Copper	DJ	SP500	NSDQ	EURUSD	GBPUSD	JPYUSD
Return Close/Open %	↓ -2.02%	↓ -2.21%	⇒ 0.00%	↓ -2.26%	↓ -0.25%	↑ 1.34%	↑ 1.34%	⇒ 0.00%	↓ -0.72%	↓ -1.20%
Difference in Open and Close (\$)	-39.8	-0.533	0.00	-0.09	-85	168.00	168.00	0.0000	-0.0079	-0.0148
Range Day (Max- Min)/Open %	0.03	0.05	0.03	0.03	0.02	0.07	0.01	0.00	0.02	1.47
Difference in Maximum and Minimum (\$)	49.4	1.29	2.26	0.12	777	890.75	159.25	0.01	0.02	1.79
Average Return (1 Hour) %	0.16	0.43	0.72	0.56	0.21	0.34	0.27	0.16	0.14	0.12
Volatility (1 Hour) %	0.10	0.22	0.38	0.33	0.10	0.17	0.11	0.04	0.06	0.03
Return to Volatility Ratio (1 Hour)	1.673	1.968	1.899	1.717	2.190	1.964	2.480	3.518	2.540	4.815
Intraday Volatility %	0.44	0.99	1.74	1.49	0.45	0.79	0.50	0.21	0.26	0.12

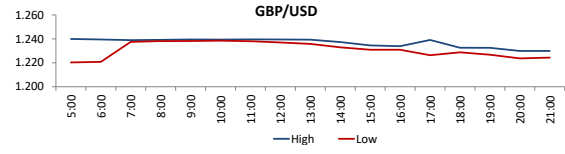
PMEX Hourly Price Movements



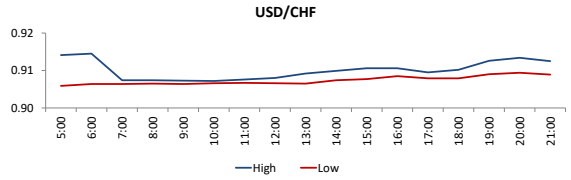
High Low



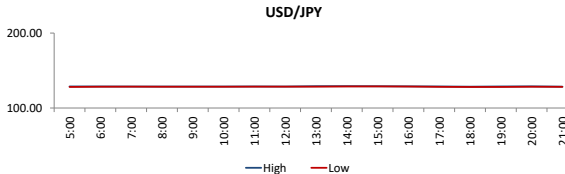
High 0.7156
Low 0.704
Open 128.954
Close 0.7077



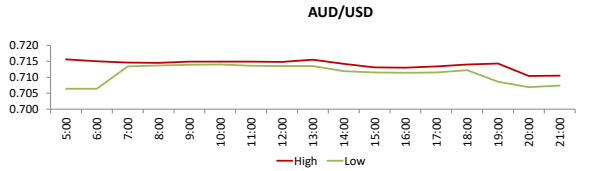
High 1.2399
Low 1.2203
Open 1.099
Close 1.0911



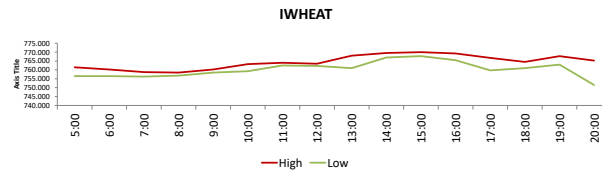
High 0.9182
Low 0.9059
Open 1.3291
Close 1.3315



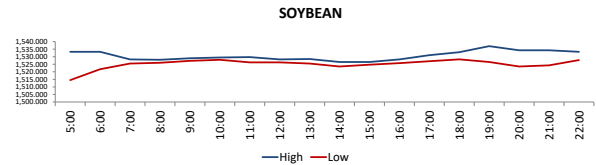
High 179.858
Low 128.064
Open 1.2373
Close 1.2225



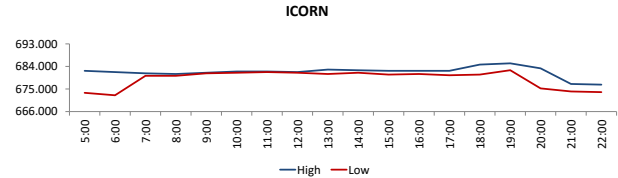
High 0.7156
Low 0.704
Open 128.954
Close 0.7077



High 726.5
Low 712
Open 725.25
Close 725.25



High 1537
Low 1514.5
Open 680.75
Close 675.5



High 685.25
Low 672.5
Open 85.77
Close 86.42

DISCLAIMER: This report is for information purpose only and does not constitute an offer or solicitation to make an investment in Commodity Futures Contracts which carries risk. Any views, expressions or opinions expressed in this report are solely for providing information to readers. Figures appearing in the report are although taken from reliable sources as presented however, we are not taking any responsibility about its accuracy, completeness and any decision taken on the basis of such information.

For subscription and further information please contact us at:

UAN: +92-21-111-11-PMEX (7639) | Email: info@pmex.com.pk | Web: www.pmex.com.pk