

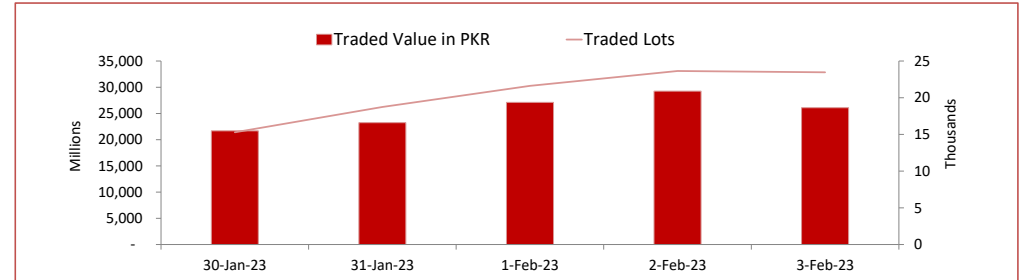
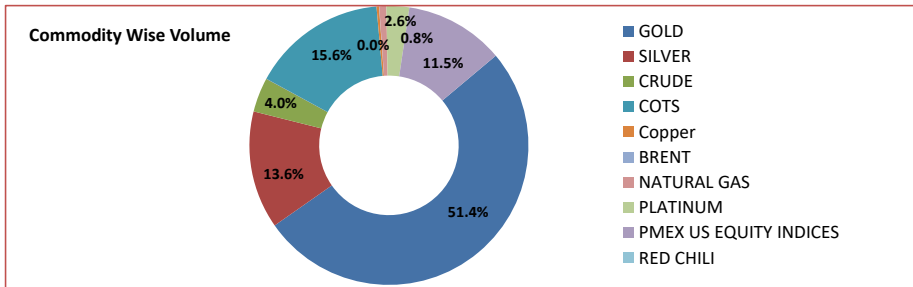
PMEX Daily Statistical Report

Monday, February 6, 2023



PMEX Market Overview

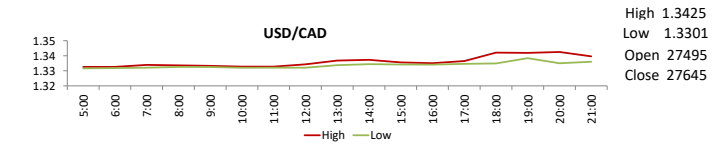
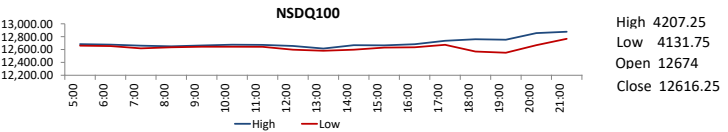
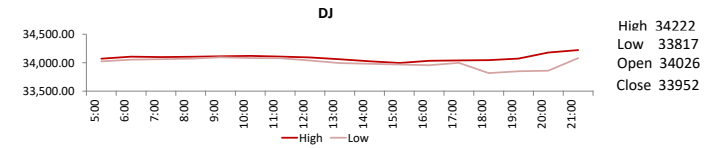
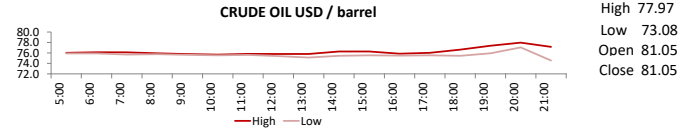
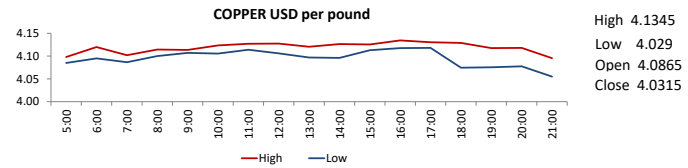
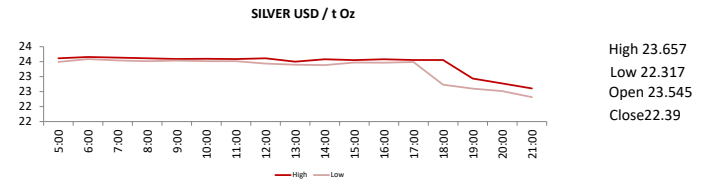
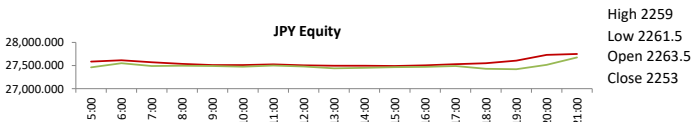
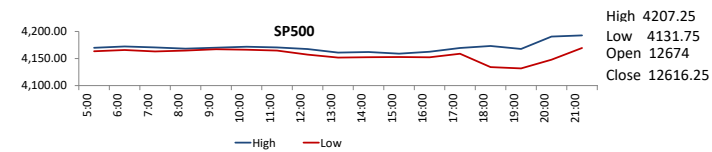
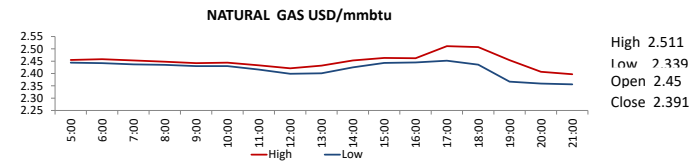
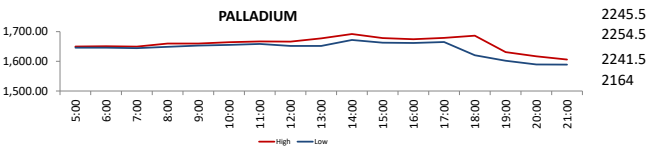
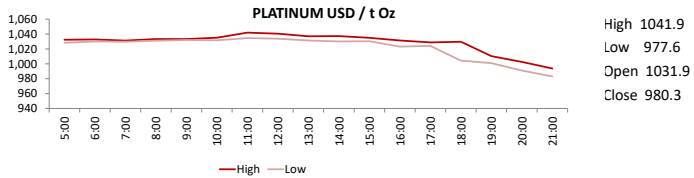
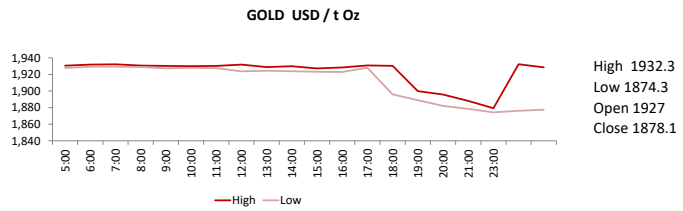
On Friday, at PMEX the traded value of Metals, Energy, COTS/FX and indices was recorded at PKR 26.093 billion and the number of lots traded at 23,463. Major business was contributed by Gold amounting to 13.409 billion, followed by Currencies through COTS (PKR 4.084 billion), Silver (PKR 3.561 billion), NSDQ 100 (PKR 2.200 billion), Crude Oil (PKR 1.041 billion), Platinum (PKR 689.928 million), DJ (PKR 544.489 million), SP500 (PKR 266.389 million), Natural Gas (PKR 211.011 million), Copper (PKR 75.565 million) and Brent (PKR 8.246 million). In Agricultural Commodities, 5 lots of Cotton amounting to PKR 5.819 million were traded.

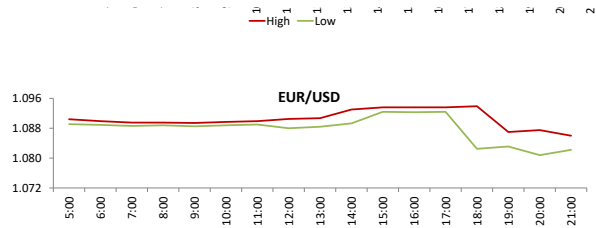


PMEX Price Return Summary

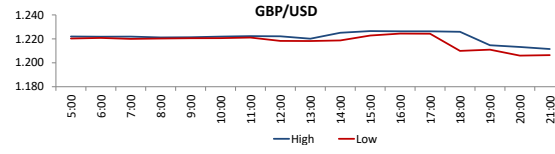
Statistics	Gold	Silver	Crude Oil	Copper	DJ	SP500	NSDQ	EURUSD	GBPUSD	JPYUSD
Return Close/Open %	↓ -2.54%	↓ -4.91%	⇒ 0.00%	↓ -1.35%	↓ -0.22%	↓ -0.46%	↓ -0.46%	↑ 0.55%	↓ -1.07%	↓ -1.40%
Difference in Open and Close (\$)	-48.9	-1.155	0.00	-0.05	-74	-57.75	-57.75	150.0000	-0.0117	-0.0171
Range Day (Max- Min)/Open %	0.03	0.06	0.06	0.03	0.01	0.03	0.01	0.00	0.02	2.39
Difference in Maximum and Minimum (\$)	58.0	1.34	4.89	0.11	405	395.75	75.50	0.01	0.02	2.89
Average Return (1 Hour) %	0.16	0.43	0.72	0.56	0.21	0.34	0.27	0.16	0.14	0.12
Volatility (1 Hour) %	0.10	0.22	0.38	0.33	0.10	0.17	0.11	0.04	0.06	0.03
Return to Volatility Ratio (1 Hour)	1.673	1.968	1.899	1.717	2.190	1.964	2.480	3.518	2.540	4.815
Intraday Volatility %	0.44	0.99	1.74	1.49	0.45	0.79	0.50	0.21	0.26	0.12

PMEX Hourly Price Movements

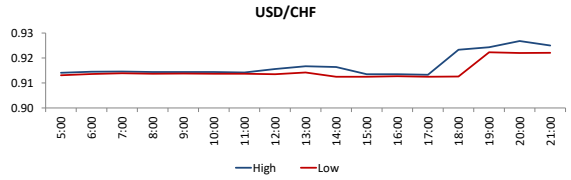




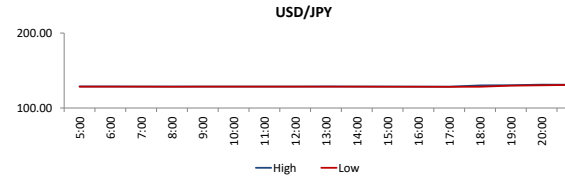
High 0.7091
 Low 0.6917
 Open 128.719
 Close 0.6923



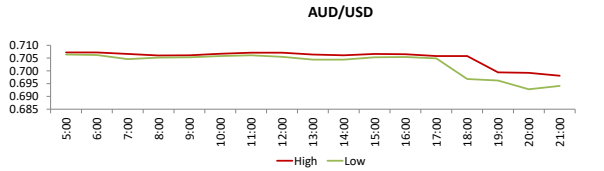
High 1.2265
 Low 1.2045
 Open 1.0911
 Close 1.0794



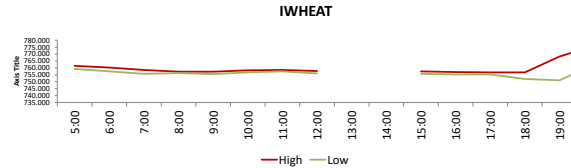
High 0.9268
 Low 0.912
 Open 1.3315
 Close 1.3401



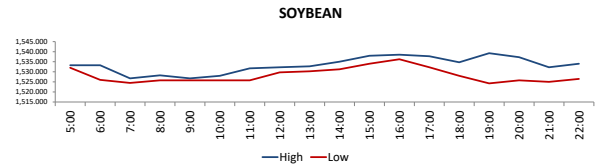
High 131.193
 Low 128.307
 Open 1.2225
 Close 1.2054



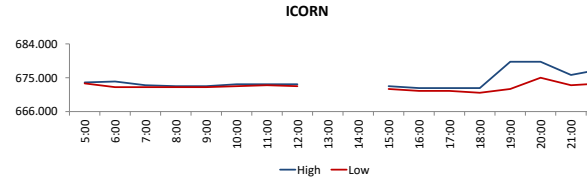
High 0.7091
 Low 0.6917
 Open 128.719
 Close 0.6923



High 726.5
 Low 712
 Open 725.25
 Close 725.25



High 1539.25
 Low 1524.25
 Open 675.5
 Close 675.75



High 679.25
 Low 671
 Open 86.42
 Close 85.39

DISCLAIMER: This report is for information purpose only and does not constitute an offer or solicitation to make an investment in Commodity Futures Contracts which carries risk. Any views, expressions or opinions expressed in this report are solely for providing information to readers. Figures appearing in the report are although taken from reliable sources as presented however, we are not taking any responsibility about its accuracy, completeness and any decision taken on the basis of such information.

For subscription and further information please contact us at:

UAN: +92-21-111-11-PMEX (7639) | Email: info@pmex.com.pk | Web: www.pmex.com.pk