

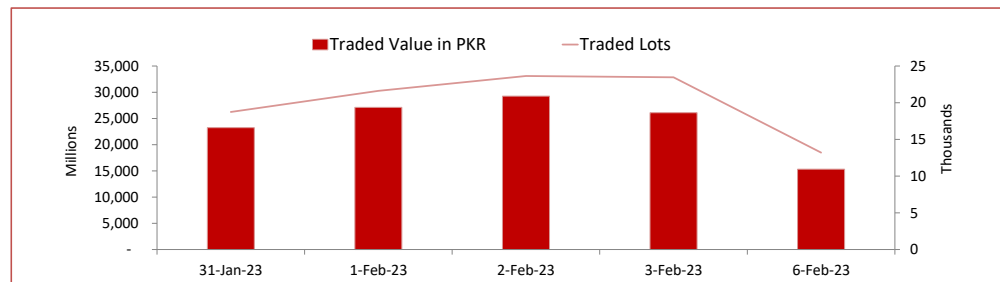
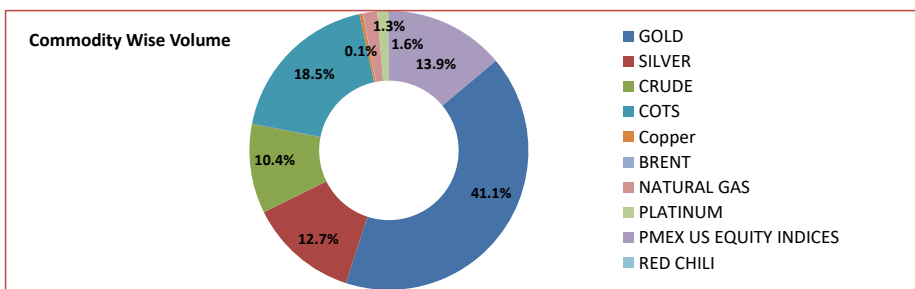
# PMEX Daily Statistical Report

Tuesday, February 7, 2023



## PMEX Market Overview

On Monday, at PMEX the traded value of Metals, Energy, COTS/FX and indices was recorded at PKR 15.318 billion and the number of lots traded at 13,198. Major business was contributed by Gold amounting to 6.298 billion, followed by Currencies through COTS (PKR 2.839 billion), Silver (PKR 1.946 billion), Crude Oil (PKR 1.586 billion), NSDQ 100 (PKR 1.192 billion), DJ (PKR 673.796 million), SP500 (PKR 271.289 million), Natural Gas (PKR 247.682 million), Platinum (PKR 195.290 million), Copper (PKR 59.187 million) and Brent (PKR 8.447 million). In Agricultural Commodities, 5 lots of Cotton amounting to PKR 5.318 million were traded.

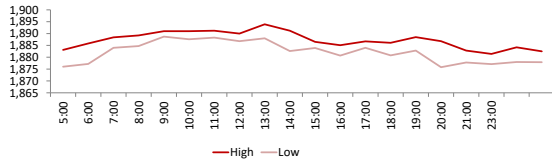


## PMEX Price Return Summary

Statistics	Gold	Silver	Crude Oil	Copper	DJ	SP500	NSDQ	EURUSD	GBPUSD	JPYUSD
Return Close/Open %	↑ 0.14%	↓ -0.41%	⇒ 0.00%	↑ 0.16%	↓ -0.11%	↓ -0.83%	↓ -0.83%	↑ 0.16%	↓ -0.63%	↓ -0.27%
Difference in Open and Close (\$)	2.6	-0.092	0.00	0.01	-38	-104.50	-104.50	45.0000	-0.0068	-0.0032
Range Day (Max- Min)/Open %	0.01	0.02	0.03	0.02	0.01	0.01	0.00	0.00	0.01	1.16
Difference in Maximum and Minimum (\$)	20.8	0.47	2.28	0.08	323	150.50	38.50	0.01	0.01	1.40
Average Return (1 Hour) %	0.16	0.43	0.72	0.56	0.21	0.34	0.27	0.16	0.14	0.12
Volatility (1 Hour) %	0.10	0.22	0.38	0.33	0.10	0.17	0.11	0.04	0.06	0.03
Return to Volatility Ratio (1 Hour)	1.673	1.968	1.899	1.717	2.190	1.964	2.480	3.518	2.540	4.815
Intraday Volatility %	0.44	0.99	1.74	1.49	0.45	0.79	0.50	0.21	0.26	0.12

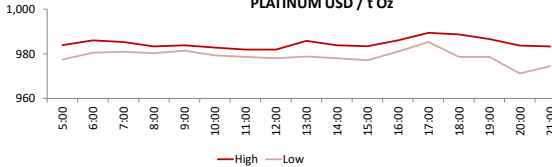
**PMEX Hourly Price Movements**

**GOLD USD / t Oz**



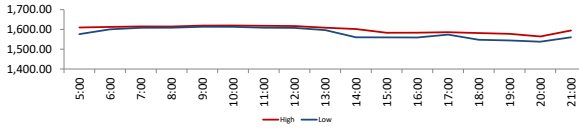
High 1893.9  
Low 1873.1  
Open 1878.1  
Close 1880.7

**PLATINUM USD / t Oz**



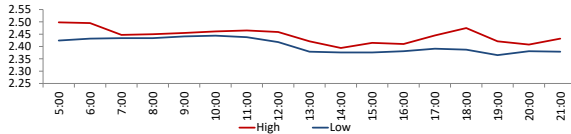
High 989.4  
Low 971.2  
Open 980.3  
Close 978.1

**PALLADIUM**



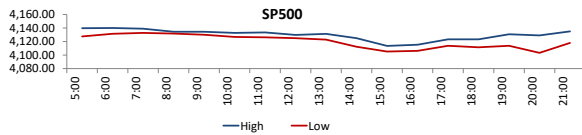
2245.5  
2254.5  
2241.5  
2164

**NATURAL GAS USD/mmbtu**



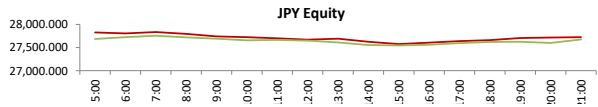
High 2.498  
Low 2.365  
Open 2.391  
Close 2.494

**SP500**



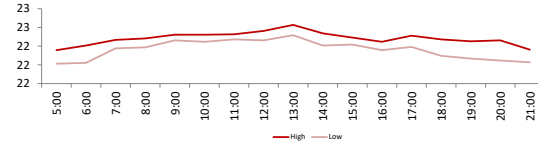
High 4141.75  
Low 4103.25  
Open 12616.25  
Close 12511.75

**JPY Equity**



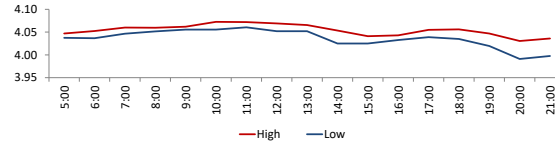
High 2259  
Low 2261.5  
Open 2263.5  
Close 2253

**SILVER USD / t Oz**



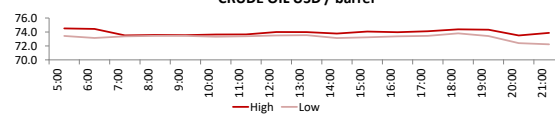
High 22.627  
Low 22.157  
Open 22.39  
Close 22.298

**COPPER USD per pound**



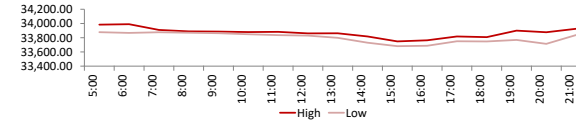
High 4.0725  
Low 3.991  
Open 4.0315  
Close 4.0378

**CRUDE OIL USD / barrel**



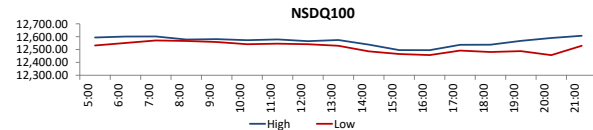
High 74.51  
Low 72.23  
Open 81.05  
Close 81.05

**DJ**



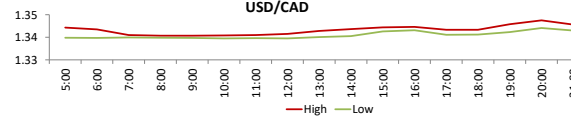
High 34004  
Low 33681  
Open 33952  
Close 33914

**NSDQ100**



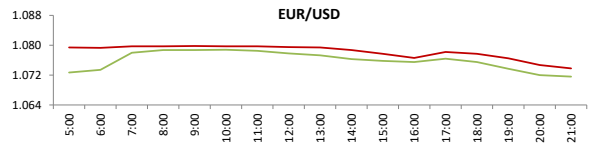
High 4141.75  
Low 4103.25  
Open 12616.25  
Close 12511.75

**USD/CAD**

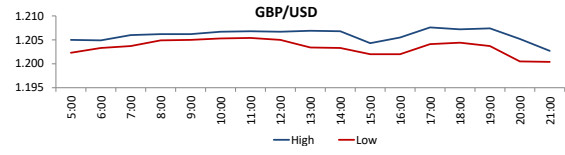


High 1.3475  
Low 1.3395  
Open 27645  
Close 27690

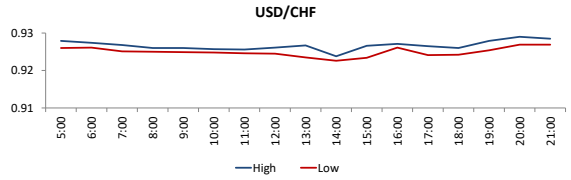
High Low



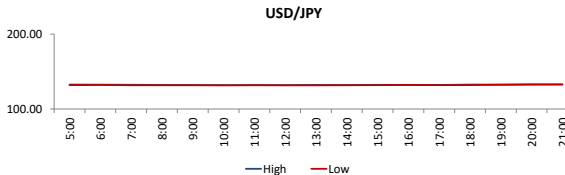
High 0.6947  
Low 0.6854  
Open 131.209  
Close 0.6884



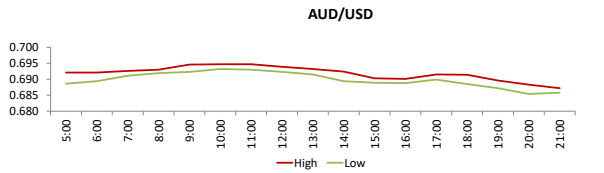
High 1.2076  
Low 1.2004  
Open 1.0794  
Close 1.0726



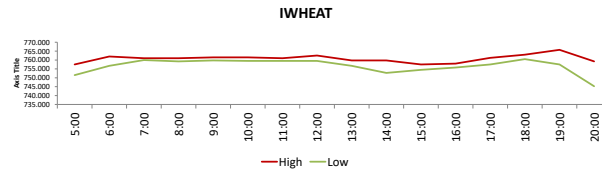
High 0.929  
Low 0.9226  
Open 1.3401  
Close 1.3446



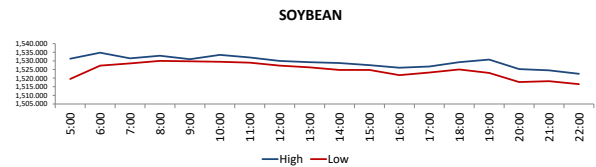
High 137.89  
Low 131.491  
Open 1.2054  
Close 1.2022



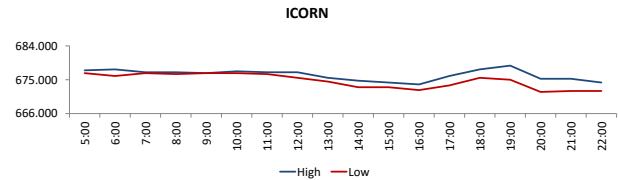
High 0.6947  
Low 0.6854  
Open 131.209  
Close 0.6884



High 726.5  
Low 712  
Open 725.25  
Close 725.25



High 1534.75  
Low 1516.25  
Open 675.75  
Close 678



High 678.75  
Low 671.75  
Open 85.39  
Close 83.25

**DISCLAIMER:** This report is for information purpose only and does not constitute an offer or solicitation to make an investment in Commodity Futures Contracts which carries risk. Any views, expressions or opinions expressed in this report are solely for providing information to readers. Figures appearing in the report are although taken from reliable sources as presented however, we are not taking any responsibility about its accuracy, completeness and any decision taken on the basis of such information.

For subscription and further information please contact us at:

UAN: +92-21-111-11-PMEX (7639) | Email: info@pmex.com.pk | Web: www.pmex.com.pk