

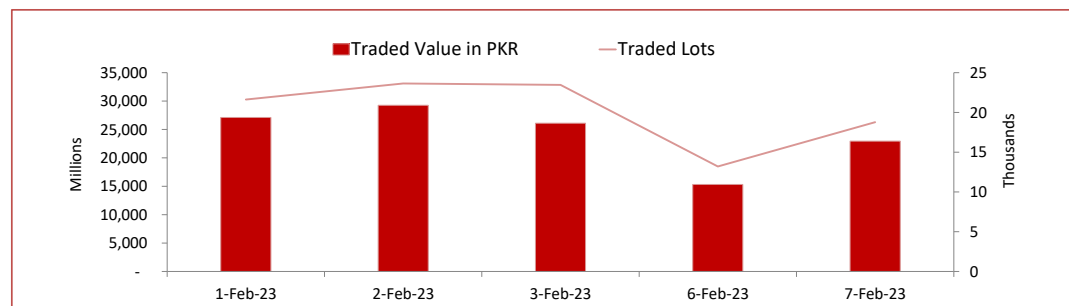
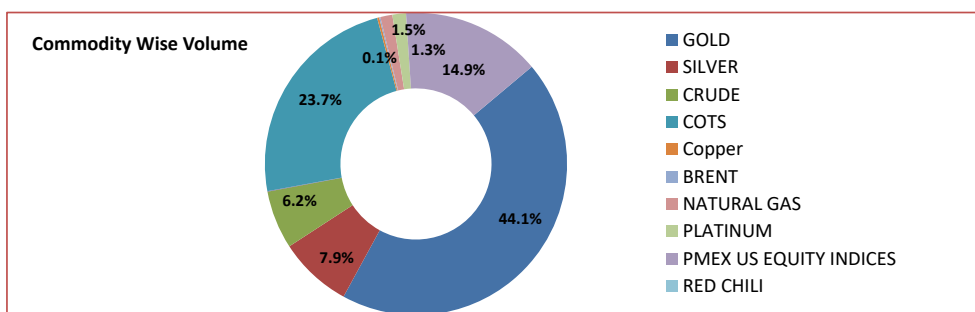
PMEX Daily Statistical Report

Wednesday, February 8, 2023



PMEX Market Overview

On Tuesday, at PMEX the traded value of Metals, Energy, COTS/FX and indices was recorded at PKR 22.939 billion and the number of lots traded at 18,762. Major business was contributed by Gold amounting to 10.114 billion, followed by Currencies through COTS (PKR 5.449 billion), NSDQ 100 (PKR 1.966 billion), Silver (PKR 1.805 billion), Crude Oil (PKR 1.431 billion), DJ (PKR 1.037 billion), SP500 (PKR 425.158 million), Platinum (PKR 333.737 million), Natural Gas (PKR 294.766 million), Copper (PKR 50.149 million) and Brent (PKR 29.969 million). In Agricultural Commodities, 11 lots of Cotton amounting to PKR 12.832 million were traded.

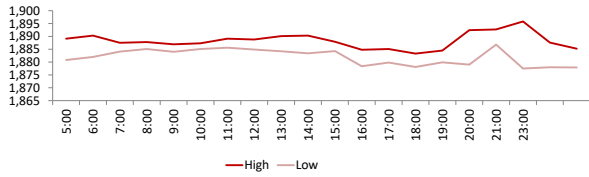


PMEX Price Return Summary

Statistics	Gold	Silver	Crude Oil	Copper	DJ	SP500	NSDQ	EURUSD	GBPUSD	JPYUSD
Return Close/Open %	↑ 0.25%	↓ -0.46%	⇒ 0.00%	↑ 0.77%	↑ 0.67%	↑ 1.83%	↑ 1.83%	↓ -0.11%	↑ 0.02%	↑ 0.22%
Difference in Open and Close (\$)	4.7	-0.103	0.00	0.03	227	228.75	228.75	-30.0000	0.0002	0.0026
Range Day (Max- Min)/Open %	0.01	0.02	0.05	0.02	0.02	0.03	0.01	0.00	0.01	1.83
Difference in Maximum and Minimum (\$)	19.6	0.41	3.73	0.08	619	359.00	89.75	0.01	0.01	2.21
Average Return (1 Hour) %	0.16	0.43	0.72	0.56	0.21	0.34	0.27	0.16	0.14	0.12
Volatility (1 Hour) %	0.10	0.22	0.38	0.33	0.10	0.17	0.11	0.04	0.06	0.03
Return to Volatility Ratio (1 Hour)	1.673	1.968	1.899	1.717	2.190	1.964	2.480	3.518	2.540	4.815
Intraday Volatility %	0.44	0.99	1.74	1.49	0.45	0.79	0.50	0.21	0.26	0.12

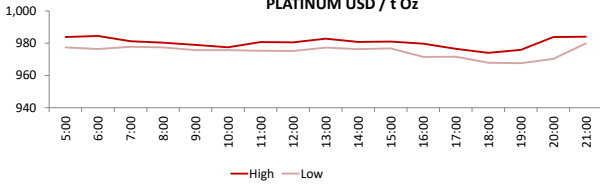
PMEX Hourly Price Movements

GOLD USD / t Oz



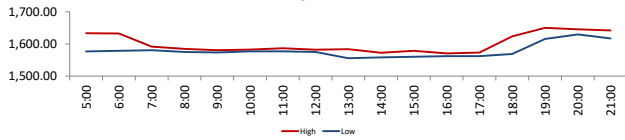
High 1897.1
Low 1877.5
Open 1880.7
Close 1885.4

PLATINUM USD / t Oz



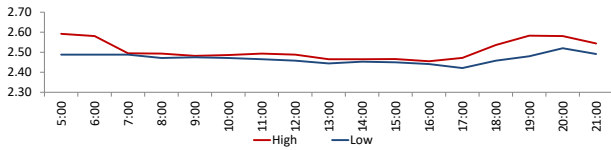
High 988
Low 967.6
Open 978.1
Close 981.8

PALLADIUM



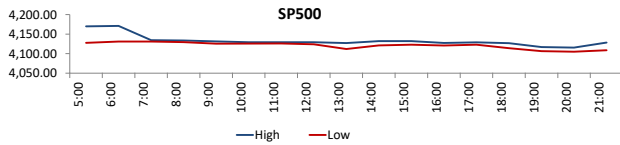
2245.5
2254.5
2241.5
2164

NATURAL GAS USD/mmbtu



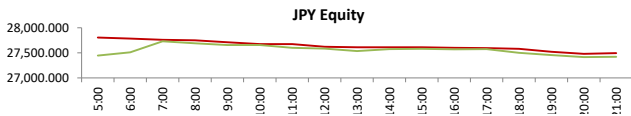
High 2.611
Low 2.382
Open 2.494
Close 2.595

SP500



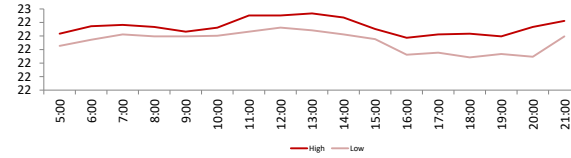
High 4187
Low 4097.25
Open 12511.75
Close 12740.5

JPY Equity



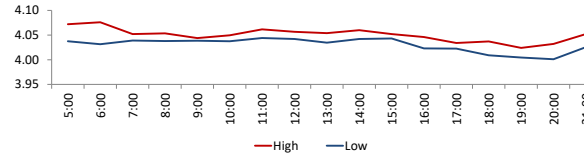
High 2259
Low 2261.5
Open 2263.5
Close 2253

SILVER USD / t Oz



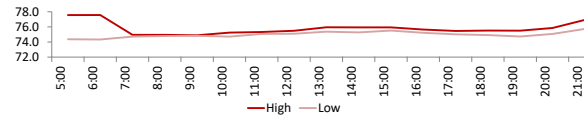
High 22.467
Low 22.057
Open 22.298
Close 22.195

COPPER USD per pound



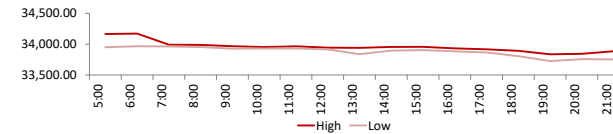
High 4.084
Low 4.001
Open 4.0378
Close 4.069

CRUDE OIL USD / barrel



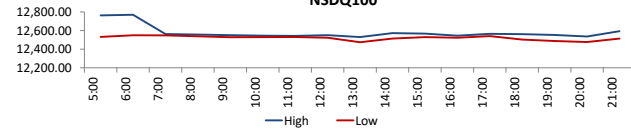
High 77.57
Low 73.84
Open 81.05
Close 81.05

DJ



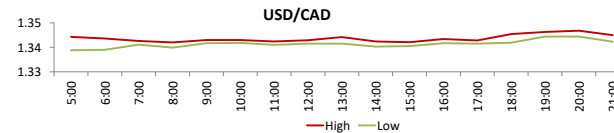
High 34277
Low 33658
Open 33914
Close 34141

NSDQ100



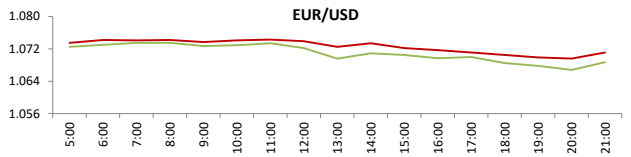
High 4187
Low 4097.25
Open 12511.75
Close 12740.5

USD/CAD

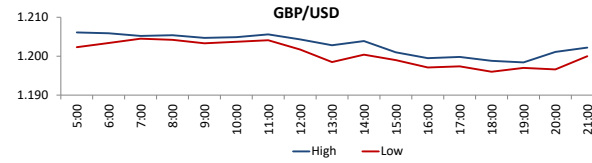


High 1.3468
Low 1.3378
Open 1.34
Close 1.3468

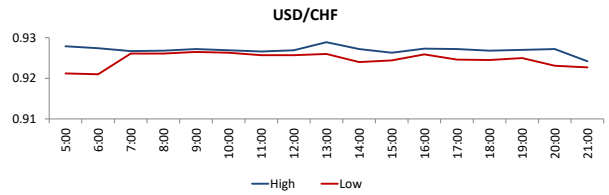
High Low



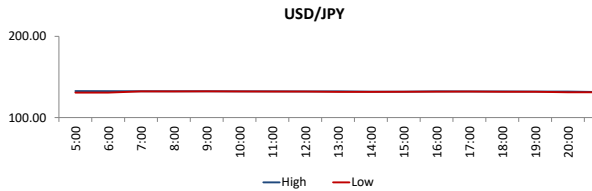
High 0.6988
Low 0.6873
Open 132.632
Close 0.6959



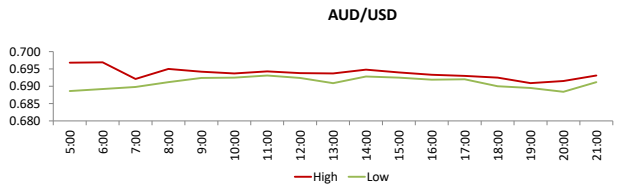
High 1.2095
Low 1.196
Open 1.0728
Close 1.0728



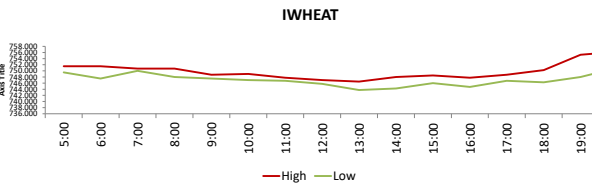
High 0.9289
Low 0.919
Open 1.3446
Close 1.3399



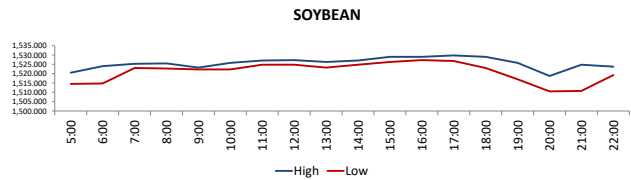
High 132.666
Low 130.458
Open 1.2022
Close 1.2048



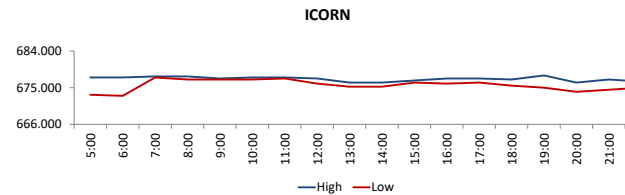
High 0.6988
Low 0.6873
Open 132.632
Close 0.6959



High 726.5
Low 712
Open 725.25
Close 725.25



High 1529.75
Low 1510.5
Open 678
Close 674.25



High 678
Low 673
Open 83.25
Close 85.75

DISCLAIMER: This report is for information purpose only and does not constitute an offer or solicitation to make an investment in Commodity Futures Contracts which carries risk. Any views, expressions or opinions expressed in this report are solely for providing information to readers. Figures appearing in the report are although taken from reliable sources as presented however, we are not taking any responsibility about its accuracy, completeness and any decision taken on the basis of such information.

For subscription and further information please contact us at:

UAN: +92-21-111-11-PMEX (7639) | Email: info@pmex.com.pk | Web: www.pmex.com.pk