

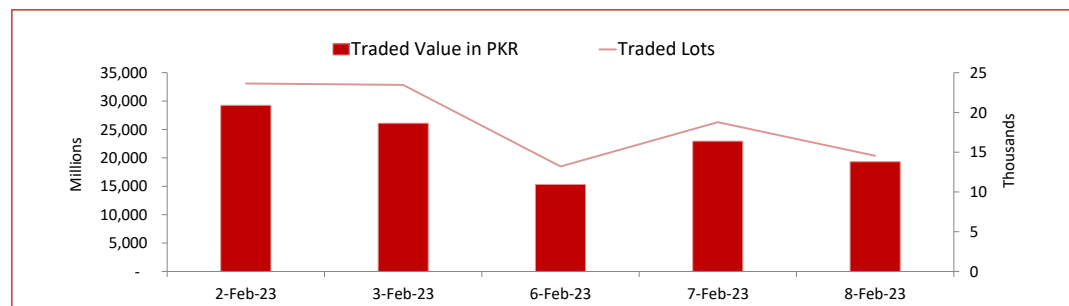
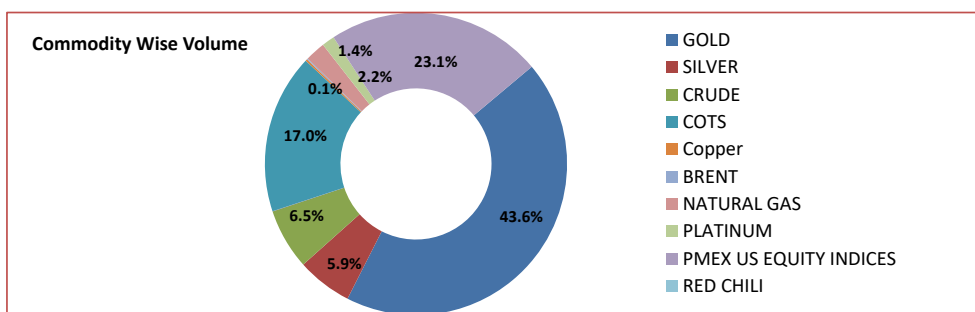
# PMEX Daily Statistical Report

Thursday, February 9, 2023



## PMEX Market Overview

On Wednesday, at PMEX the traded value of Metals, Energy, COTS/FX and indices was recorded at PKR 19.312 billion and the number of lots traded at 14,551. Major business was contributed by Gold amounting to 8.421 billion, followed by Currencies through COTS (PKR 3.291 billion), DJ (PKR 2.137 billion), NSDQ 100 (PKR 2.132 billion), Crude Oil (PKR 1.255 billion), Silver (PKR 1.144 billion), Natural Gas (PKR 418.765 million), Platinum (PKR 263.251 million), SP500 (PKR 187.837 million), Copper (PKR 37.105 million) and Brent (PKR 22.144 million). In Agricultural Commodities, 4 lots of Cotton amounting to PKR 4.672 million were traded.

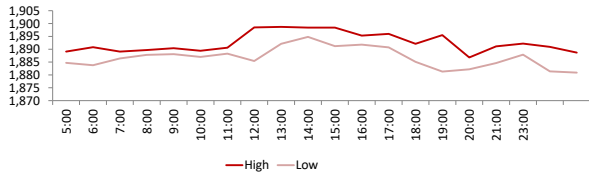


## PMEX Price Return Summary

Statistics	Gold	Silver	Crude Oil	Copper	DJ	SP500	NSDQ	EURUSD	GBPUSD	JPYUSD
Return Close/Open %	↑ 0.14%	↑ 0.70%	⇒ 0.00%	↓ -0.55%	↓ -0.28%	↓ -1.43%	↓ -1.43%	↓ -0.78%	↓ -0.13%	↑ 0.19%
Difference in Open and Close (\$)	2.7	0.155	0.00	-0.02	-96	-182.25	-182.25	-215.0000	-0.0014	0.0023
Range Day (Max- Min)/Open %	0.01	0.02	0.02	0.02	0.02	0.02	0.01	0.00	0.01	1.02
Difference in Maximum and Minimum (\$)	17.8	0.43	1.80	0.10	551	307.75	77.00	0.01	0.01	1.24
Average Return (1 Hour) %	0.16	0.43	0.72	0.56	0.21	0.34	0.27	0.16	0.14	0.12
Volatility (1 Hour) %	0.10	0.22	0.38	0.33	0.10	0.17	0.11	0.04	0.06	0.03
Return to Volatility Ratio (1 Hour)	1.673	1.968	1.899	1.717	2.190	1.964	2.480	3.518	2.540	4.815
Intraday Volatility %	0.44	0.99	1.74	1.49	0.45	0.79	0.50	0.21	0.26	0.12

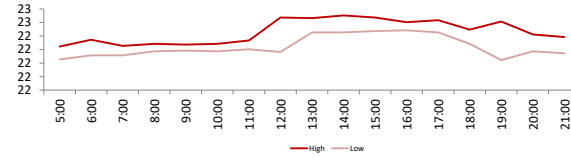
**PMEX Hourly Price Movements**

**GOLD USD / t Oz**



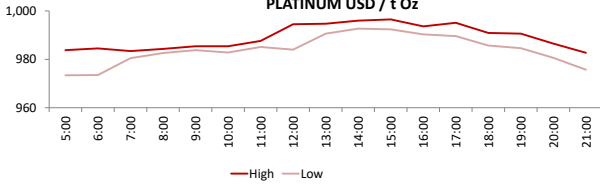
High 1898.7  
Low 1880.9  
Open 1885.4  
Close 1888.1

**SILVER USD / t Oz**



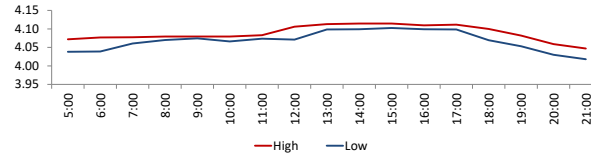
High 22.552  
Low 22.117  
Open 22.195  
Close 22.35

**PLATINUM USD / t Oz**



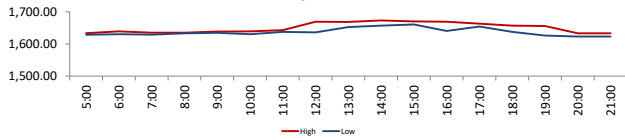
High 996.5  
Low 973.4  
Open 981.8  
Close 977.5

**COPPER USD per pound**



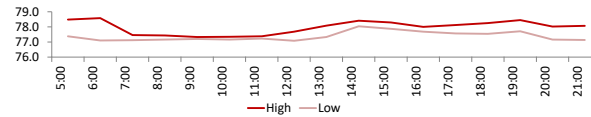
High 4.1145  
Low 4.014  
Open 4.069  
Close 4.0468

**PALLADIUM**



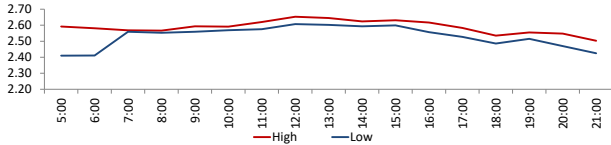
2245.5  
2254.5  
2241.5  
2164

**CRUDE OIL USD / barrel**



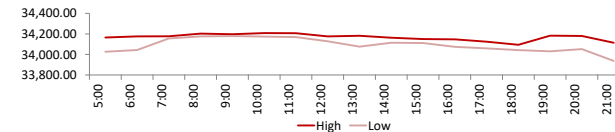
High 78.58  
Low 76.78  
Open 81.05  
Close 81.05

**NATURAL GAS USD/mmbtu**



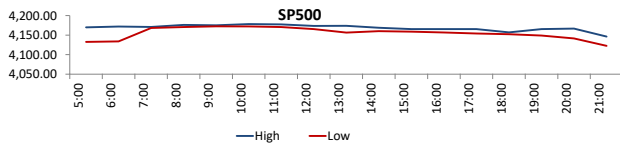
High 2.653  
Low 2.365  
Open 2.595  
Close 2.414

**DJ**



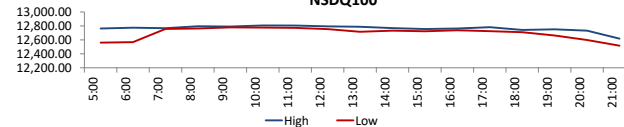
High 34277  
Low 33726  
Open 34141  
Close 34045

**SP500**



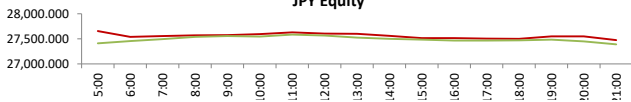
High 4187  
Low 4110  
Open 12740.5  
Close 12558.25

**NSDQ100**



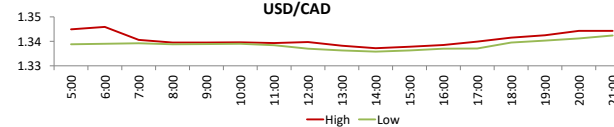
High 4187  
Low 4110  
Open 12740.5  
Close 12558.25

**JPY Equity**



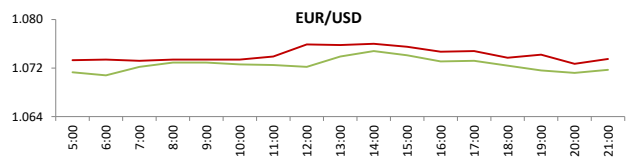
High 2259  
Low 2261.5  
Open 2263.5  
Close 2253

**USD/CAD**

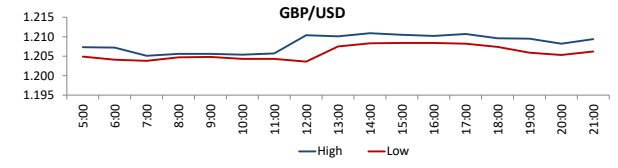


High 1.3459  
Low 1.3358  
Open 27660  
Close 27445

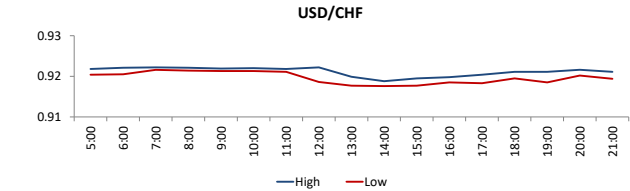
High Low



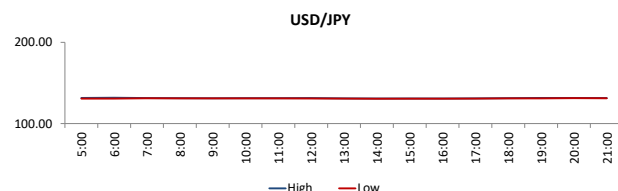
High 0.6995  
Low 0.6914  
Open 131.074  
Close 0.6924



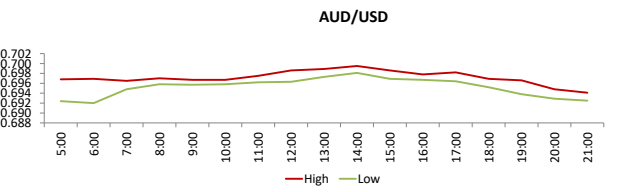
High 1.2109  
Low 1.2006  
Open 1.0728  
Close 1.0714



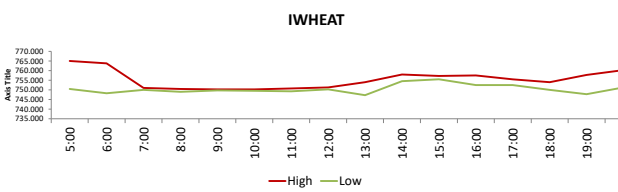
High 0.9238  
Low 0.9176  
Open 1.3399  
Close 1.3447



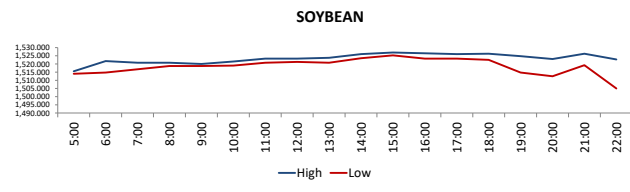
High 131.817  
Low 130.58  
Open 1.2048  
Close 1.2071



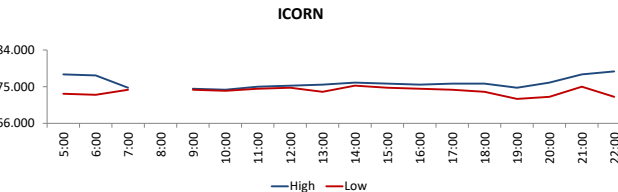
High 0.6995  
Low 0.6914  
Open 131.074  
Close 0.6924



High 726.5  
Low 712  
Open 725.25  
Close 725.25



High 1527  
Low 1505  
Open 674.25  
Close 677.5



High 678.75  
Low 672  
Open 85.75  
Close 85.2

**DISCLAIMER:** This report is for information purpose only and does not constitute an offer or solicitation to make an investment in Commodity Futures Contracts which carries risk. Any views, expressions or opinions expressed in this report are solely for providing information to readers. Figures appearing in the report are although taken from reliable sources as presented however, we are not taking any responsibility about its accuracy, completeness and any decision taken on the basis of such information.

For subscription and further information please contact us at:  
UAN: +92-21-111-11-PMEX (7639) | Email: info@pmex.com.pk | Web: www.pmex.com.pk