

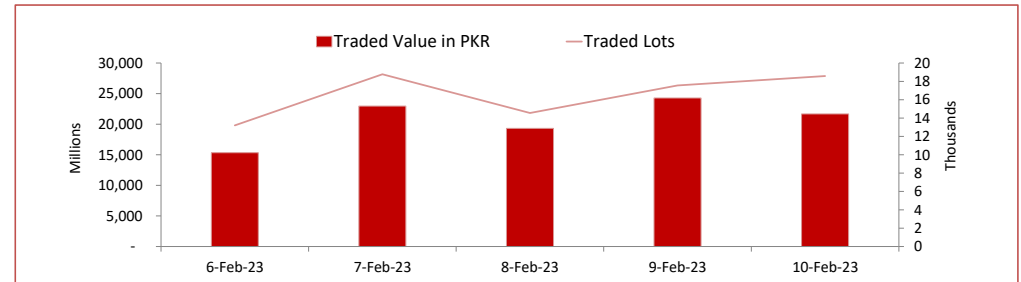
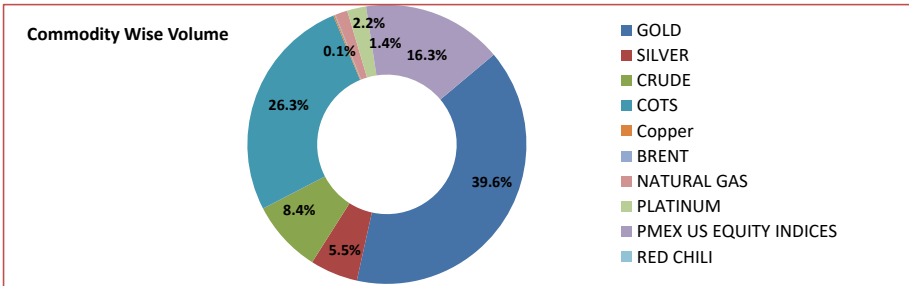
PMEX Daily Statistical Report

Monday, February 13, 2023



PMEX Market Overview

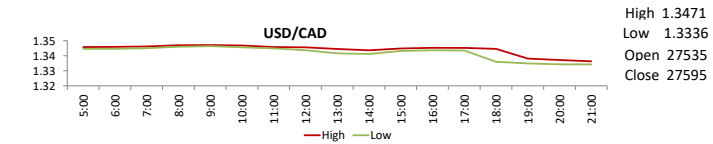
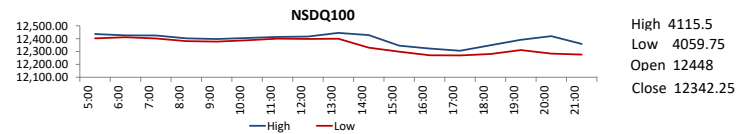
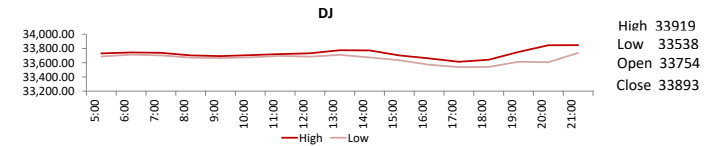
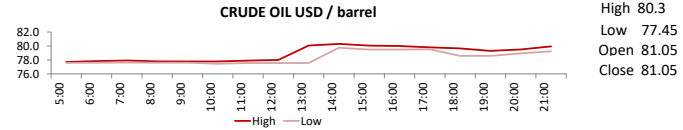
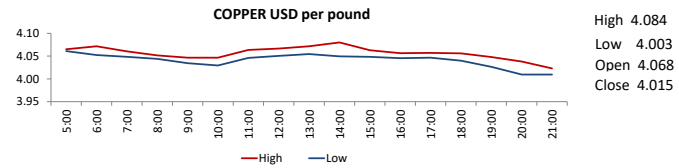
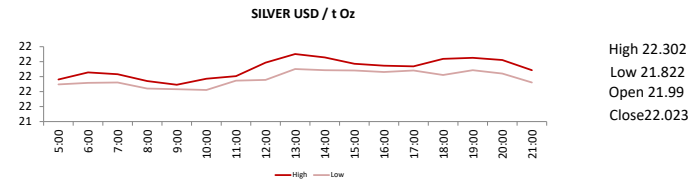
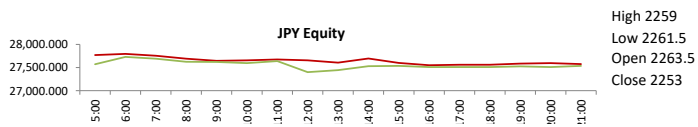
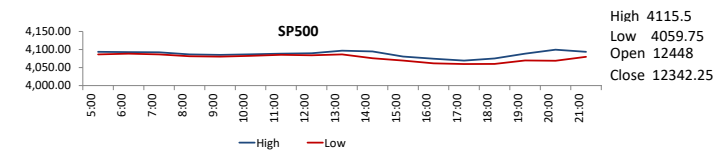
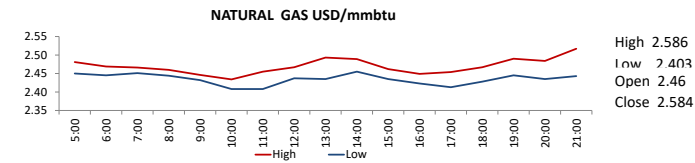
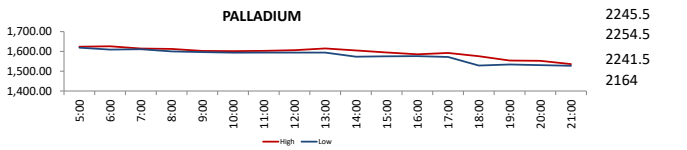
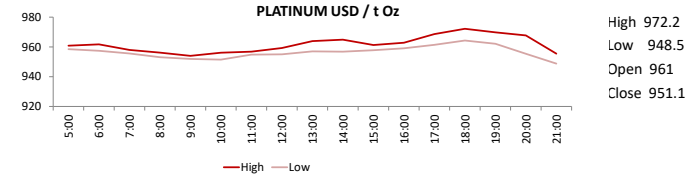
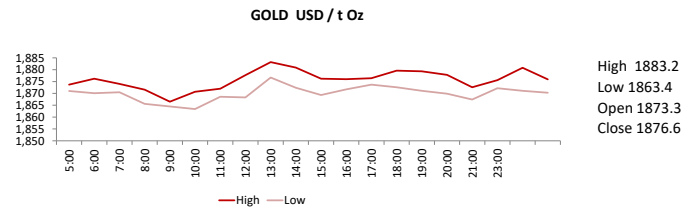
On Friday, at PMEX the traded value of Metals, Energy, COTS/FX and indices was recorded at PKR 21.672 billion and the number of lots traded at 18,577. Major business was contributed by Gold amounting to PKR 8.562 billion, followed by Currencies through COTS (PKR 5.694 billion), NSDQ 100 (PKR 2.164 billion), Crude Oil (PKR 1.812 billion), Silver (PKR 1.198 billion), DJ (PKR 1.005 billion), Platinum (PKR 476.655 million), SP500 (PKR 352.335 million), Natural Gas (PKR 307.522 million), Palladium (PKR 41.577 million), Copper (PKR 34.963 million) and Brent (PKR 20.952 million). In Agricultural Commodities, 5 lots of Cotton amounting to PKR 5.733 million were traded.

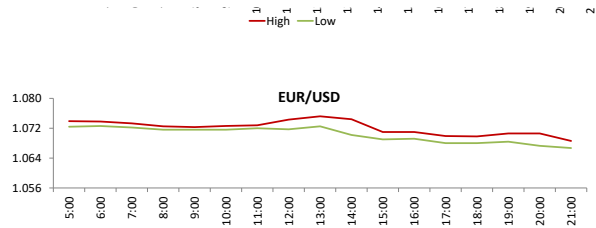


PMEX Price Return Summary

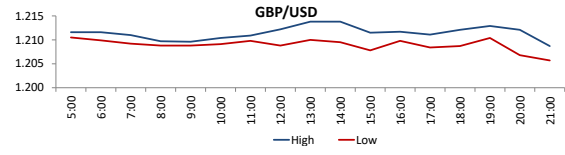
Statistics	Gold	Silver	Crude Oil	Copper	DJ	SP500	NSDQ	EURUSD	GBPUSD	JPYUSD
Return Close/Open %	↑ 0.18%	↑ 0.15%	⇒ 0.00%	↓ -1.30%	↑ 0.41%	↓ -0.85%	↓ -0.85%	↑ 0.22%	↓ -0.57%	↓ -0.51%
Difference in Open and Close (\$)	3.3	0.033	0.00	-0.05	139	-105.75	-105.75	60.0000	-0.0061	-0.0062
Range Day (Max- Min)/Open %	0.01	0.02	0.04	0.02	0.01	0.02	0.00	0.00	0.01	1.74
Difference in Maximum and Minimum (\$)	19.8	0.48	2.85	0.08	381	272.75	55.75	0.01	0.01	2.09
Average Return (1 Hour) %	0.16	0.43	0.72	0.56	0.21	0.34	0.27	0.16	0.14	0.12
Volatility (1 Hour) %	0.10	0.22	0.38	0.33	0.10	0.17	0.11	0.04	0.06	0.03
Return to Volatility Ratio (1 Hour)	1.673	1.968	1.899	1.717	2.190	1.964	2.480	3.518	2.540	4.815
Intraday Volatility %	0.44	0.99	1.74	1.49	0.45	0.79	0.50	0.21	0.26	0.12

PMEX Hourly Price Movements

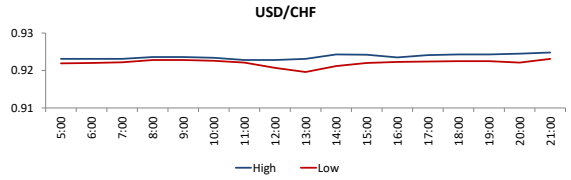




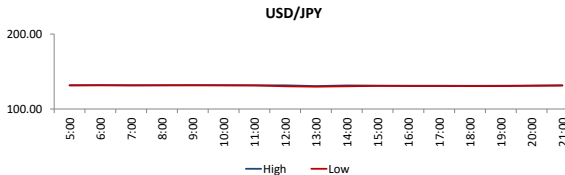
High 0.6959
 Low 0.6907
 Open 131.525
 Close 0.692



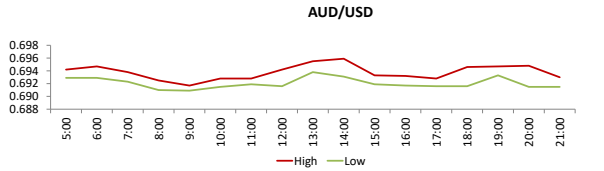
High 1.2138
 Low 1.2045
 Open 1.0739
 Close 1.0678



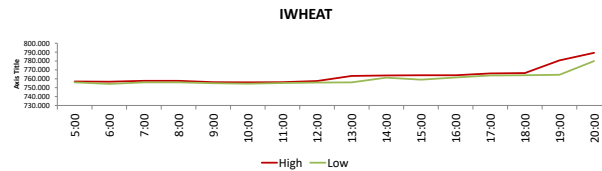
High 0.9252
 Low 0.9196
 Open 1.3456
 Close 1.3344



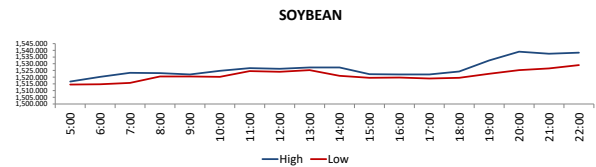
High 131.874
 Low 129.781
 Open 1.212
 Close 1.2058



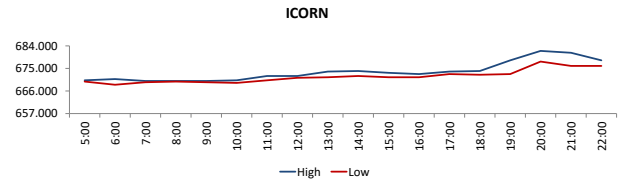
High 0.6959
 Low 0.6907
 Open 131.525
 Close 0.692



High 726.5
 Low 712
 Open 725.25
 Close 725.25



High 1542
 Low 1514.5
 Open 672.5
 Close 679



High 682
 Low 668.5
 Open 85.65
 Close 85.24

DISCLAIMER: This report is for information purpose only and does not constitute an offer or solicitation to make an investment in Commodity Futures Contracts which carries risk. Any views, expressions or opinions expressed in this report are solely for providing information to readers. Figures appearing in the report are although taken from reliable sources as presented however, we are not taking any responsibility about its accuracy, completeness and any decision taken on the basis of such information.

For subscription and further information please contact us at:

UAN: +92-21-111-11-PMEX (7639) | Email: info@pmex.com.pk | Web: www.pmex.com.pk