

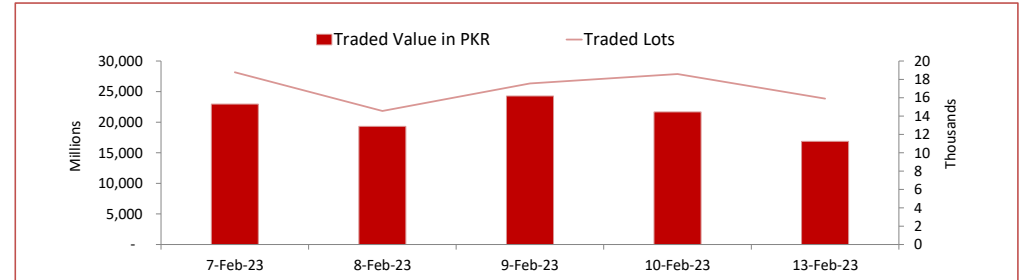
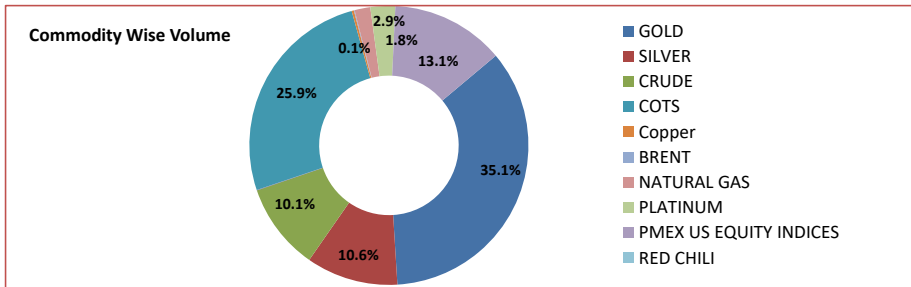
PMEX Daily Statistical Report

Tuesday, February 14, 2023



PMEX Market Overview

On Monday, at PMEX the traded value of Metals, Energy, COTS/FX and indices was recorded at PKR 16.860 billion and the number of lots traded at 15,893. Major business was contributed by Gold amounting to PKR 5.927 billion, followed by Currencies through COTS (PKR 4.365 billion), Silver (PKR 1.794 billion), Crude Oil (PKR 1.703 billion), NSDQ 100 (PKR 1.129 billion), DJ (PKR 888.811 million), Platinum (PKR 485.343 million), Natural Gas (PKR 307.633 million), SP500 (PKR 200.266 million), Copper (PKR 43.477 million) and Brent (PKR 14.598 million). In Agricultural Commodities, 7 lots of Cotton amounting to PKR 8.073 million were traded.

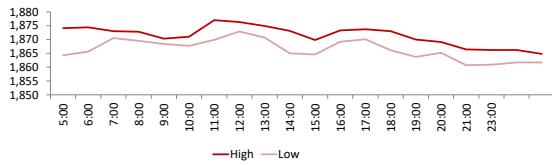


PMEX Price Return Summary

Statistics	Gold	Silver	Crude Oil	Copper	DJ	SP500	NSDQ	EURUSD	GBPUSD	JPYUSD
Return Close/Open %	↓ -0.66%	↓ -0.09%	↓ -2.06%	↑ 1.14%	↑ 1.12%	↑ 1.65%	↑ 1.65%	↑ 0.42%	↑ 0.44%	↑ 0.67%
Difference in Open and Close (\$)	-12.4	-0.020	-1.67	0.05	379	203.25	203.25	115.0000	0.0047	0.0081
Range Day (Max- Min)/Open %	0.01	0.01	0.03	0.02	0.02	0.02	0.01	0.00	0.01	1.28
Difference in Maximum and Minimum (\$)	16.3	0.30	2.17	0.07	528	301.00	71.75	0.01	0.01	1.55
Average Return (1 Hour) %	0.16	0.43	0.72	0.56	0.21	0.34	0.27	0.16	0.14	0.12
Volatility (1 Hour) %	0.10	0.22	0.38	0.33	0.10	0.17	0.11	0.04	0.06	0.03
Return to Volatility Ratio (1 Hour)	1.673	1.968	1.899	1.717	2.190	1.964	2.480	3.518	2.540	4.815
Intraday Volatility %	0.44	0.99	1.74	1.49	0.45	0.79	0.50	0.21	0.26	0.12

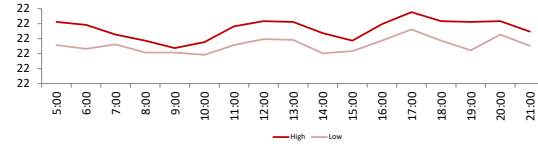
PMEX Hourly Price Movements

GOLD USD / t Oz



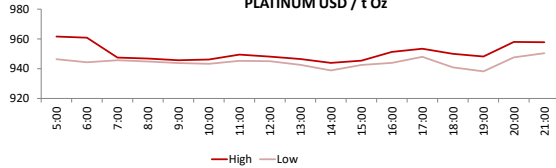
High 1877
Low 1860.7
Open 1876.6
Close 1864.2

SILVER USD / t Oz



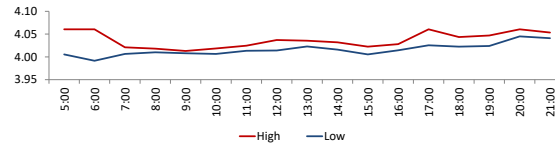
High 22.077
Low 21.777
Open 22.023
Close 22.003

PLATINUM USD / t Oz



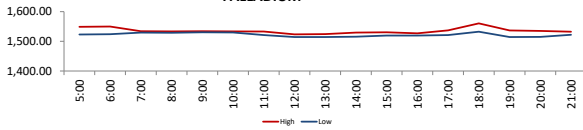
High 962.6
Low 938.2
Open 951.1
Close 960.8

COPPER USD per pound



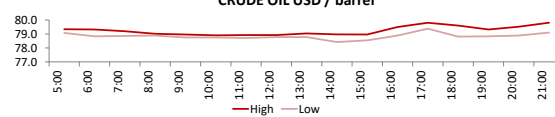
High 4.0665
Low 3.9915
Open 4.015
Close 4.0608

PALLADIUM



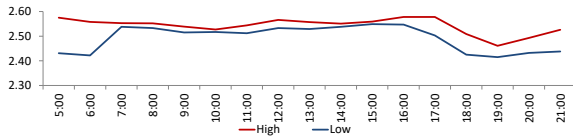
2245.5
2254.5
2241.5
2164

CRUDE OIL USD / barrel



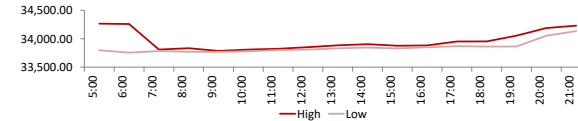
High 80.59
Low 78.42
Open 81.05
Close 79.38

NATURAL GAS USD/mmbtu



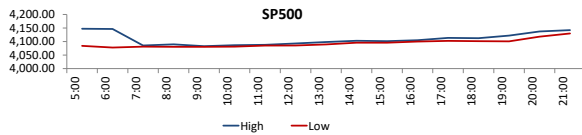
High 2.604
Low 2.375
Open 2.584
Close 2.427

DJ



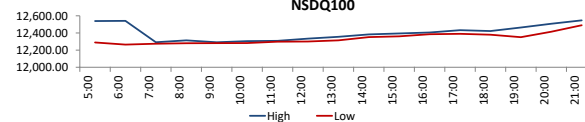
High 34283
Low 33755
Open 33893
Close 34272

SP500



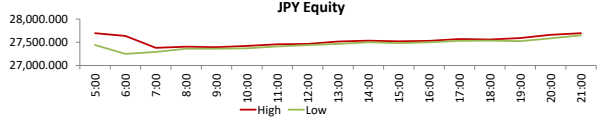
High 4149.5
Low 4077.75
Open 12342.25
Close 12545.5

NSDQ100



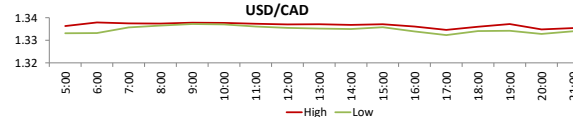
High 4149.5
Low 4077.75
Open 12342.25
Close 12545.5

JPY Equity

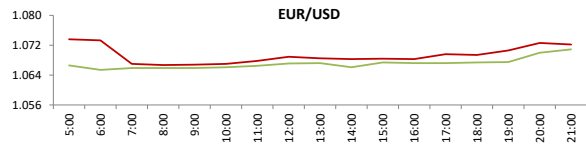


High 2259
Low 2261.5
Open 2263.5
Close 2253

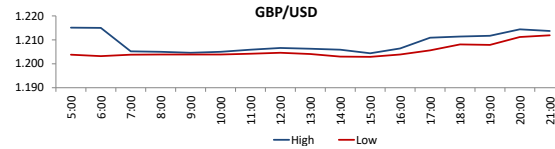
USD/CAD



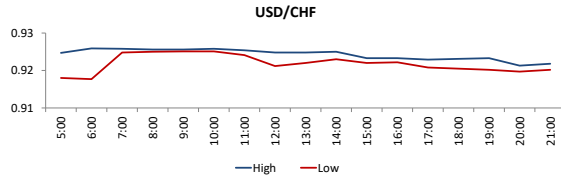
High 1.3379
Low 1.3323
Open 27595
Close 27710



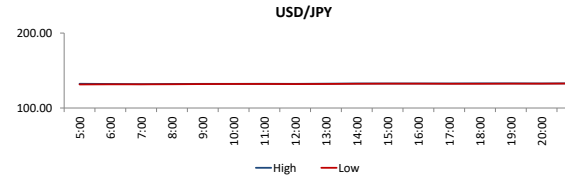
High 0.6973
 Low 0.6888
 Open 131.414
 Close 0.6967



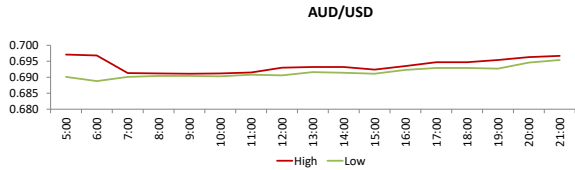
High 1.2151
 Low 1.2029
 Open 1.0678
 Close 1.0725



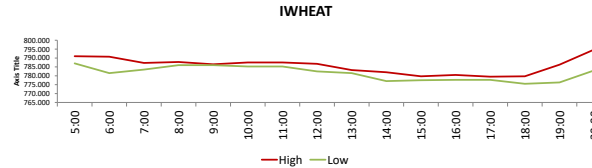
High 0.9259
 Low 0.9177
 Open 1.3344
 Close 1.3333



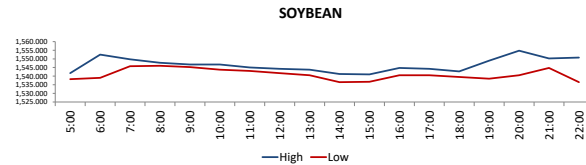
High 132.898
 Low 131.344
 Open 1.2058
 Close 1.2139



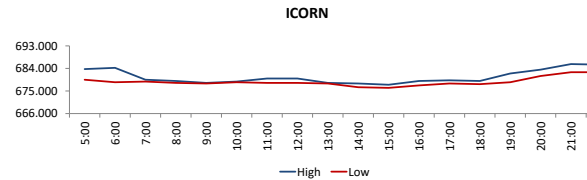
High 0.6973
 Low 0.6888
 Open 131.414
 Close 0.6967



High 726.5
 Low 712
 Open 725.25
 Close 725.25



High 1554.75
 Low 1536.5
 Open 679
 Close 684.5



High 685.75
 Low 676.25
 Open 85.24
 Close 85.52

DISCLAIMER: This report is for information purpose only and does not constitute an offer or solicitation to make an investment in Commodity Futures Contracts which carries risk. Any views, expressions or opinions expressed in this report are solely for providing information to readers. Figures appearing in the report are although taken from reliable sources as presented however, we are not taking any responsibility about its accuracy, completeness and any decision taken on the basis of such information.

For subscription and further information please contact us at:

UAN: +92-21-111-11-PMEX (7639) | Email: info@pmex.com.pk | Web: www.pmex.com.pk