

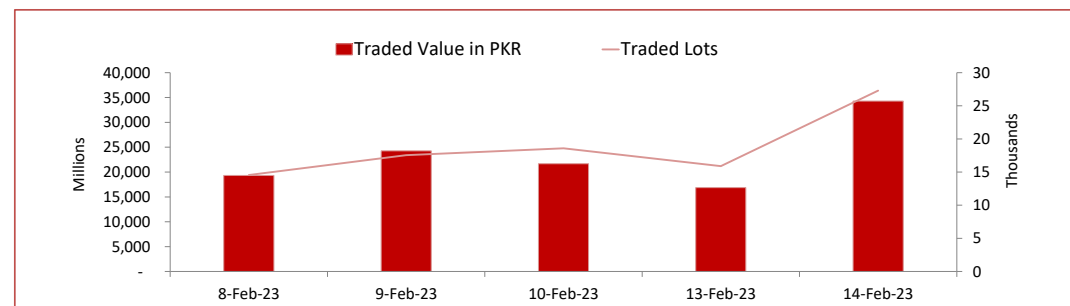
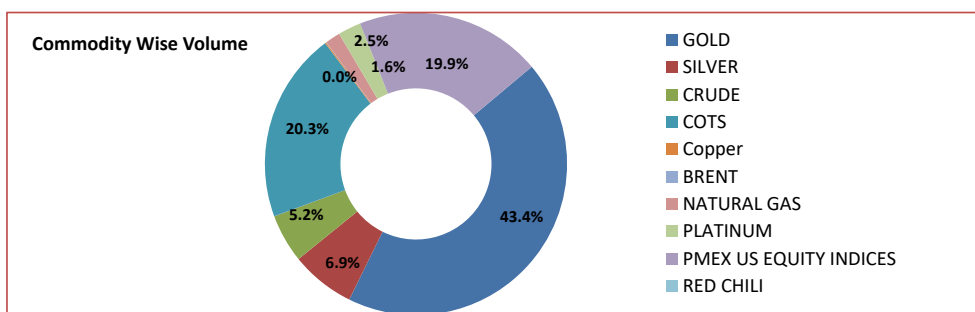
PMEX Daily Statistical Report

Wednesday, February 15, 2023



PMEX Market Overview

On Tuesday, at PMEX the traded value of Metals, Energy, COTS/FX and indices was recorded at PKR 34.274 billion and the number of lots traded at 27,289. Major business was contributed by Gold amounting to PKR 14.839 billion, followed by Currencies through COTS (PKR 6.957 billion), NSDQ 100 (PKR 3.940 billion), DJ (PKR 2.448 billion), Silver (PKR 2.355 billion), Crude Oil (PKR 1.776 billion), Platinum (PKR 842.530 million), Natural Gas (PKR 553.706 million), SP500 (PKR 416.005 million), Palladium (PKR 82.879 million), Copper (PKR 41.689 million), Brent (PKR 11.776 million) and Japan Equity (PKR 7.433 million). In Agricultural Commodities, 5 lots of Cotton amounting to PKR 5.725 million were traded.

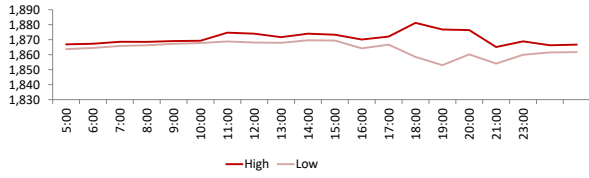


PMEX Price Return Summary

Statistics	Gold	Silver	Crude Oil	Copper	DJ	SP500	NSDQ	EURUSD	GBPUSD	JPYUSD
Return Close/Open %	↑ 0.04%	↓ -0.66%	↓ -0.43%	↑ 0.69%	↓ -0.51%	↑ 0.59%	↑ 0.59%	↑ 0.09%	↑ 0.10%	↑ 0.30%
Difference in Open and Close (\$)	0.8	-0.145	-0.34	0.03	-174	73.50	73.50	25.0000	0.0011	0.0037
Range Day (Max- Min)/Open %	0.02	0.02	0.04	0.02	0.02	0.02	0.01	0.00	0.01	1.49
Difference in Maximum and Minimum (\$)	28.2	0.45	2.82	0.07	695	290.75	82.00	0.01	0.02	1.82
Average Return (1 Hour) %	0.16	0.43	0.72	0.56	0.21	0.34	0.27	0.16	0.14	0.12
Volatility (1 Hour) %	0.10	0.22	0.38	0.33	0.10	0.17	0.11	0.04	0.06	0.03
Return to Volatility Ratio (1 Hour)	1.673	1.968	1.899	1.717	2.190	1.964	2.480	3.518	2.540	4.815
Intraday Volatility %	0.44	0.99	1.74	1.49	0.45	0.79	0.50	0.21	0.26	0.12

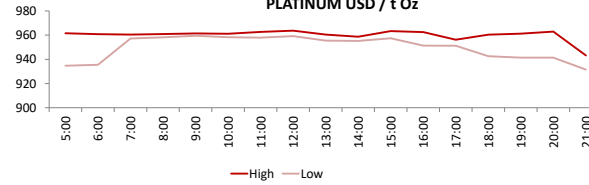
PMEX Hourly Price Movements

GOLD USD / t Oz



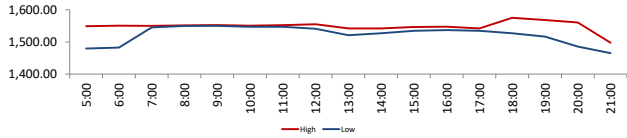
High 1881.2
Low 1853
Open 1864.2
Close 1865

PLATINUM USD / t Oz



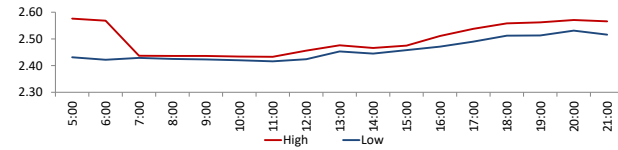
High 963.7
Low 931.5
Open 960.8
Close 936.3

PALLADIUM



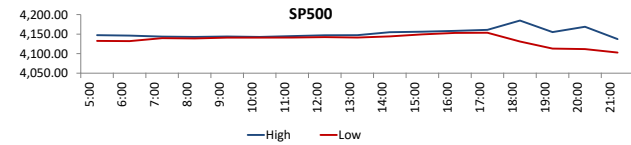
2245.5
2254.5
2241.5
2164

NATURAL GAS USD/mmbtu



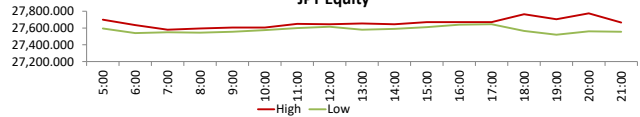
High 2.618
Low 2.375
Open 2.427
Close 2.603

SP500



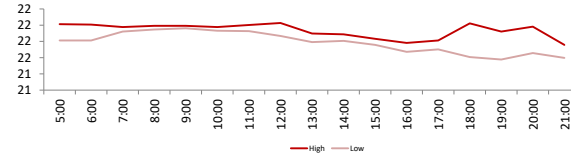
High 4184.75
Low 4102.75
Open 12545.5
Close 12619

JPY Equity



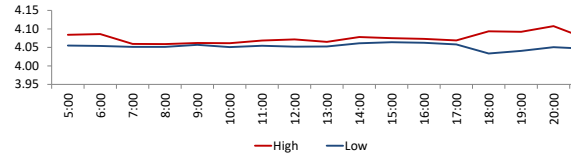
High 2259
Low 2261.5
Open 2263.5
Close 2253

SILVER USD / t Oz



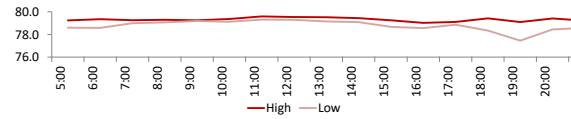
High 22.027
Low 21.577
Open 22.003
Close 21.858

COPPER USD per pound



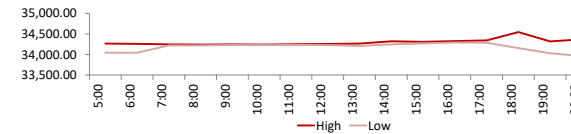
High 4.1075
Low 4.0335
Open 4.0608
Close 4.089

CRUDE OIL USD / barrel



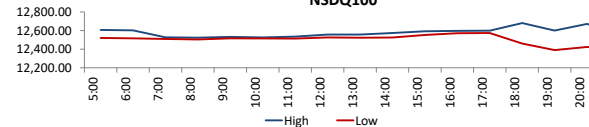
High 80.27
Low 77.45
Open 79.38
Close 79.04

DJ



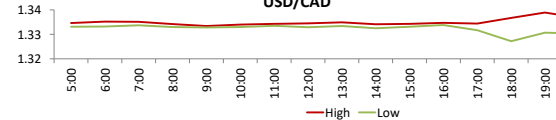
High 34544
Low 33849
Open 34272
Close 34098

NSDQ100

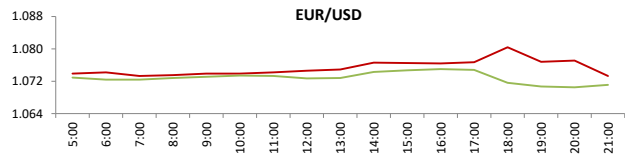


High 4184.75
Low 4102.75
Open 12545.5
Close 12619

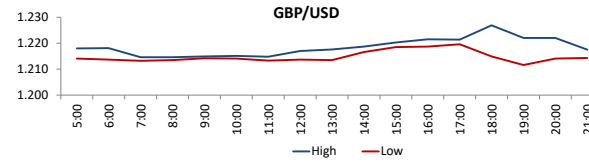
USD/CAD



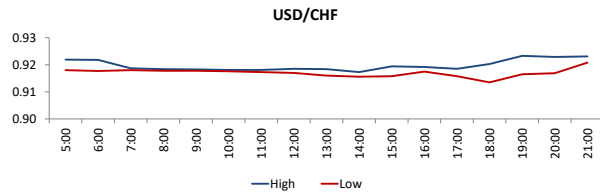
High 1.3389
Low 1.3272
Open 1.3273
Close 1.3273



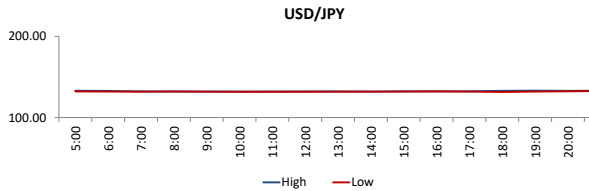
High 0.7029
 Low 0.692
 Open 132.419
 Close 0.6987



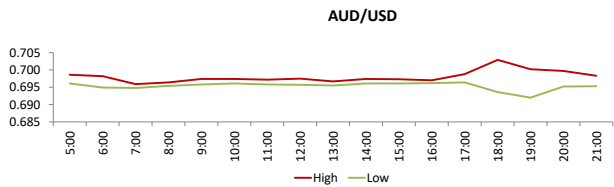
High 1.2269
 Low 1.2116
 Open 1.0725
 Close 1.0736



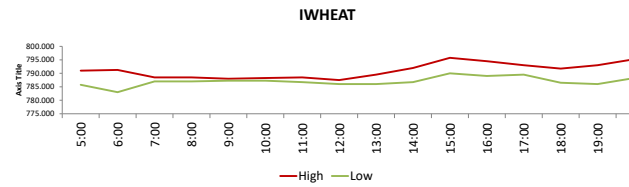
High 0.9233
 Low 0.9135
 Open 1.3333
 Close 1.3336



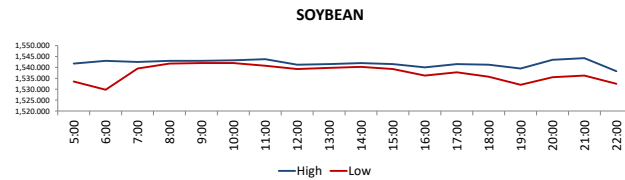
High 133.305
 Low 131.485
 Open 1.2139
 Close 1.2176



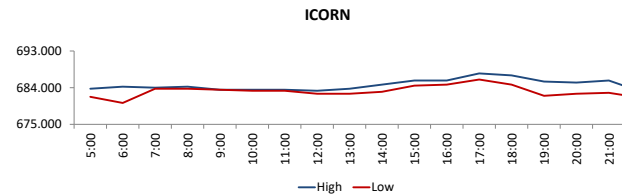
High 0.7029
 Low 0.692
 Open 132.419
 Close 0.6987



High 726.5
 Low 712
 Open 725.25
 Close 725.25



High 1544.25
 Low 1529.75
 Open 684.5
 Close 682.5



High 687.5
 Low 680.25
 Open 85.52
 Close 85.59

DISCLAIMER: This report is for information purpose only and does not constitute an offer or solicitation to make an investment in Commodity Futures Contracts which carries risk. Any views, expressions or opinions expressed in this report are solely for providing information to readers. Figures appearing in the report are although taken from reliable sources as presented however, we are not taking any responsibility about its accuracy, completeness and any decision taken on the basis of such information.

For subscription and further information please contact us at:

UAN: +92-21-111-11-PMEX (7639) | Email: info@pmex.com.pk | Web: www.pmex.com.pk