

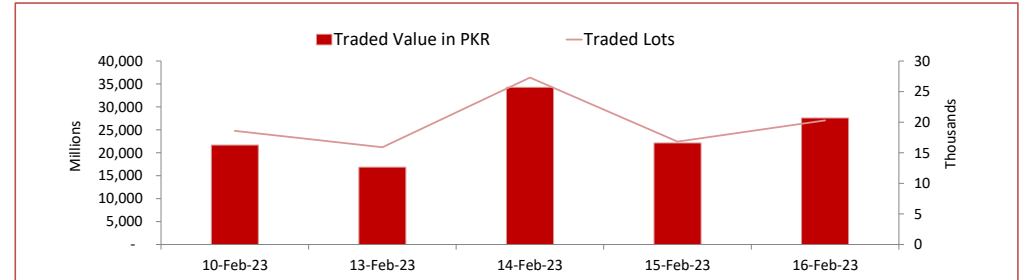
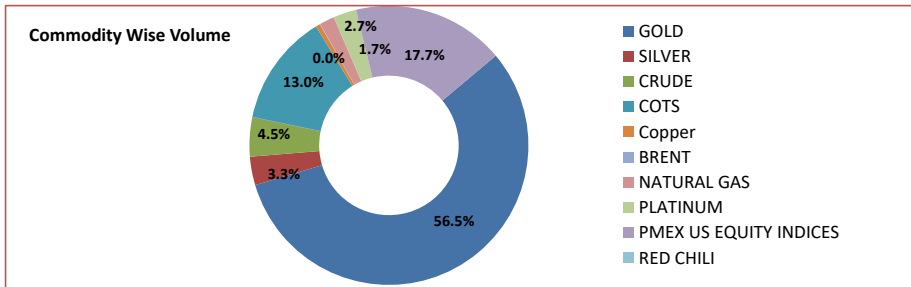
PMEX Daily Statistical Report

Friday, February 17, 2023



PMEX Market Overview

On Thursday, at PMEX the traded value of Metals, Energy, COTS/FX and indices was recorded at PKR 27.564 billion and the number of lots traded at 20,287. Major business was contributed by Gold amounting to PKR 15.585 billion, followed by NSDQ 100 (PKR 3.590 billion), Currencies through COTS (PKR 3.573 billion), Crude Oil (PKR 1.250 billion), Silver (PKR 908.769 million), DJ (PKR 777.210 million), Platinum (PKR 740.067 million), SP500 (PKR 491.562 million), Natural Gas (PKR 478.892 million), Copper (PKR 140.217 million), Japan Equity (PKR 14.627 million) and Brent (PKR 12.655 million). In Agricultural Commodities, 10 lots of Cotton amounting to PKR 10.913 million were traded.

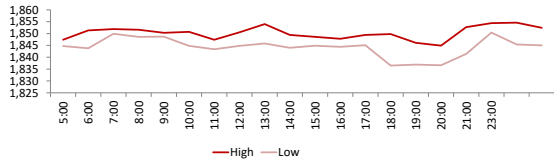


PMEX Price Return Summary

Statistics	Gold	Silver	Crude Oil	Copper	DJ	SP500	NSDQ	EURUSD	GBPUSD	JPYUSD
Return Close/Open %	↓ -0.06%	↓ -0.27%	↓ -0.63%	↑ 2.42%	↓ -1.30%	↓ -2.22%	↓ -2.22%	↓ -0.52%	↓ -0.13%	↓ -0.37%
Difference in Open and Close (\$)	-1.1	-0.059	-0.50	0.10	-445	-283.50	-283.50	-145.0000	-0.0014	-0.0045
Range Day (Max- Min)/Open %	0.01	0.02	0.02	0.03	0.02	0.03	0.01	0.00	0.01	0.72
Difference in Maximum and Minimum (\$)	18.1	0.39	1.62	0.13	523	336.75	73.25	0.01	0.01	0.87
Average Return (1 Hour) %	0.16	0.43	0.72	0.56	0.21	0.34	0.27	0.16	0.14	0.12
Volatility (1 Hour) %	0.10	0.22	0.38	0.33	0.10	0.17	0.11	0.04	0.06	0.03
Return to Volatility Ratio (1 Hour)	1.673	1.968	1.899	1.717	2.190	1.964	2.480	3.518	2.540	4.815
Intraday Volatility %	0.44	0.99	1.74	1.49	0.45	0.79	0.50	0.21	0.26	0.12

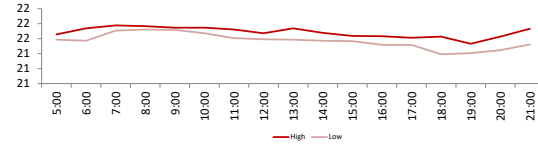
PMEX Hourly Price Movements

GOLD USD / t Oz



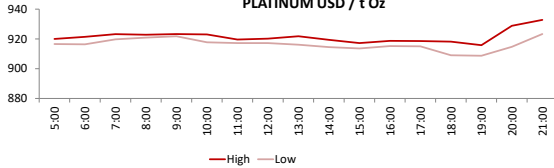
High 1854.6
Low 1836.5
Open 1846.5
Close 1845.4

SILVER USD / t Oz



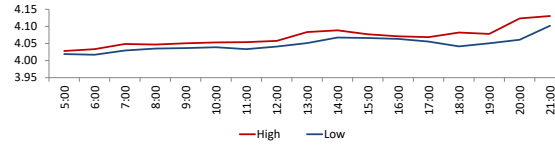
High 21.777
Low 21.392
Open 21.62
Close 21.561

PLATINUM USD / t Oz



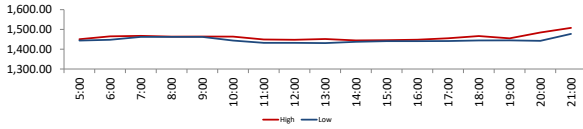
High 932.8
Low 908.7
Open 918.1
Close 922.7

COPPER USD per pound



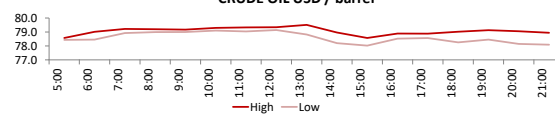
High 4.144
Low 4.0165
Open 4.0245
Close 4.122

PALLADIUM



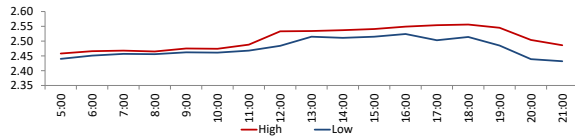
2245.5
2254.5
2241.5
2164

CRUDE OIL USD / barrel



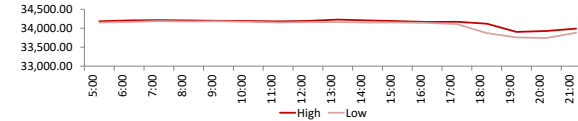
High 79.51
Low 77.89
Open 78.75
Close 78.25

NATURAL GAS USD/mmbtu



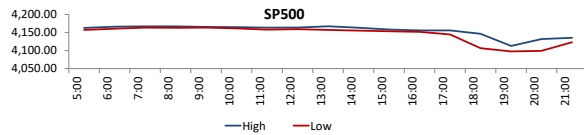
High 2.556
Low 2.361
Open 2.468
Close 2.396

DJ



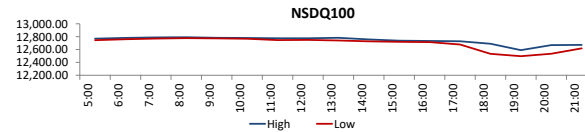
High 34228
Low 33705
Open 34173
Close 33728

SP500



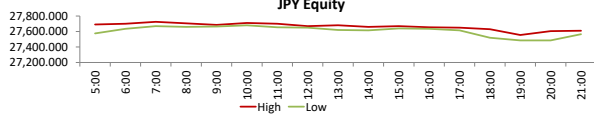
High 4167.25
Low 4094
Open 12749
Close 12465.5

NSDQ100



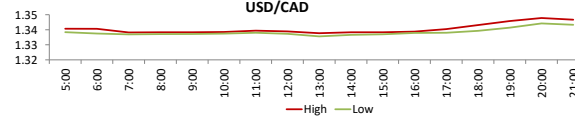
High 4167.25
Low 4094
Open 12749
Close 12465.5

JPY Equity

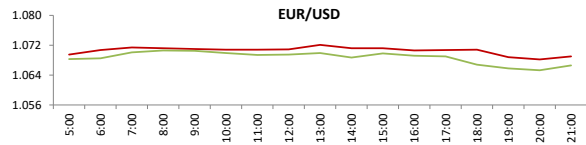


High 2259
Low 2261.5
Open 2263.5
Close 2253

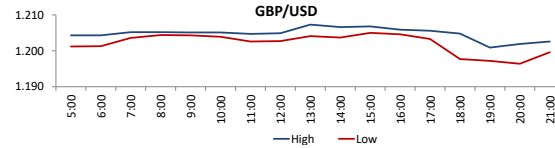
USD/CAD



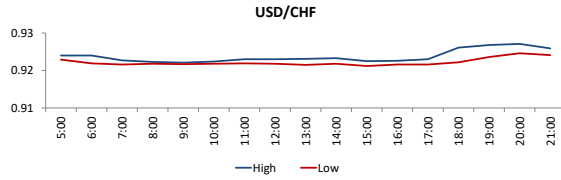
High 1.3478
Low 1.3356
Open 27645
Close 27500



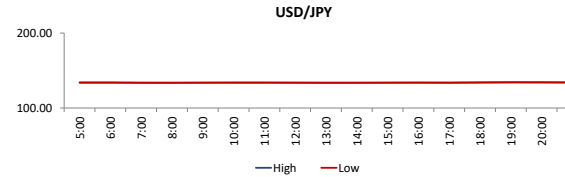
High 0.6935
 Low 0.6838
 Open 134.177
 Close 0.688



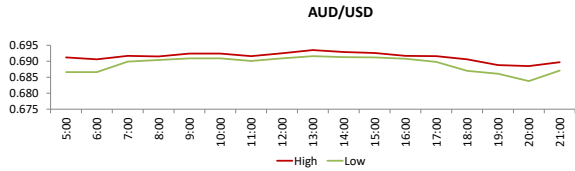
High 1.2073
 Low 1.1964
 Open 1.0687
 Close 1.0673



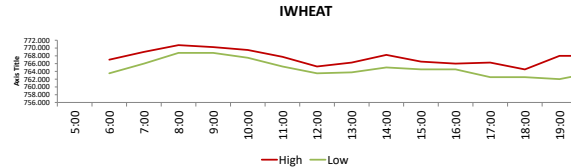
High 0.9271
 Low 0.9212
 Open 1.3395
 Close 1.3458



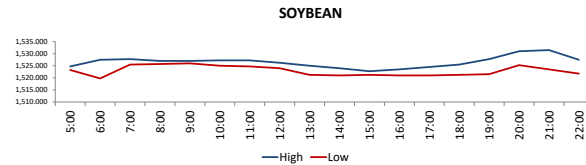
High 134.454
 Low 133.585
 Open 1.2034
 Close 1.1989



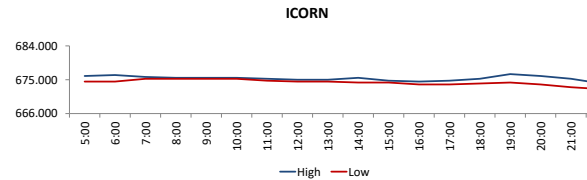
High 0.6935
 Low 0.6838
 Open 134.177
 Close 0.688



High 726.5
 Low 712
 Open 725.25
 Close 725.25



High 1531.5
 Low 1519.75
 Open 675.5
 Close 676.5



High 676.5
 Low 672.5
 Open 82.59
 Close 81.46

DISCLAIMER: This report is for information purpose only and does not constitute an offer or solicitation to make an investment in Commodity Futures Contracts which carries risk. Any views, expressions or opinions expressed in this report are solely for providing information to readers. Figures appearing in the report are although taken from reliable sources as presented however, we are not taking any responsibility about its accuracy, completeness and any decision taken on the basis of such information.

For subscription and further information please contact us at:

UAN: +92-21-111-11-PMEX (7639) | Email: info@pmex.com.pk | Web: www.pmex.com.pk