

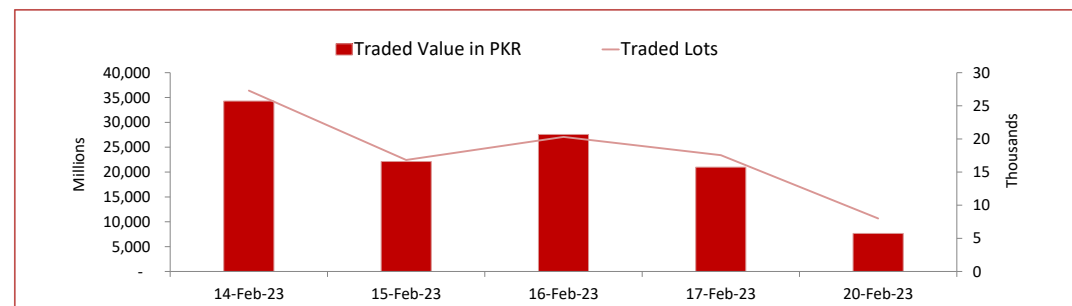
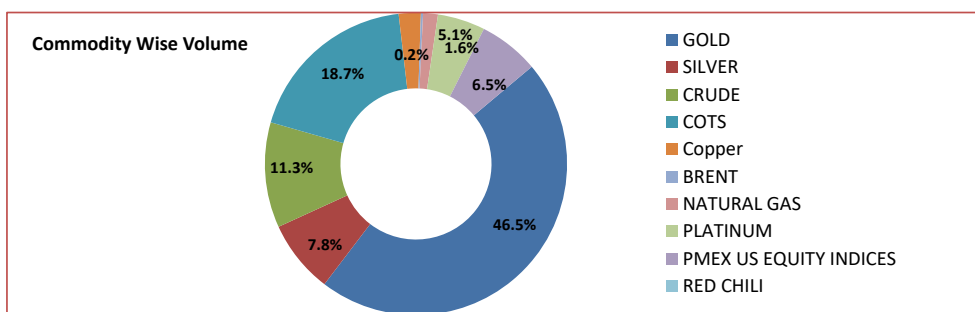
# PMEX Daily Statistical Report

Tuesday, February 21, 2023



## PMEX Market Overview

On Monday, at PMEX the traded value of Metals, Energy, COTS/FX and indices was recorded at PKR 7.659 billion and the number of lots traded at 8,002. Major business was contributed by Gold amounting to PKR 3.559 billion, followed by Currencies through COTS (PKR 1.433 billion), Crude Oil (PKR 863.112 million), Silver (PKR 598.313 million), Platinum (PKR 389.929 million), DJ (PKR 275.436 million), NSDQ 100 (PKR 182.212 million), Copper (PKR 180.273 million), Natural Gas (PKR 120.949 million), SP500 (PKR 37.546 million) and Brent (PKR 18.052 million).

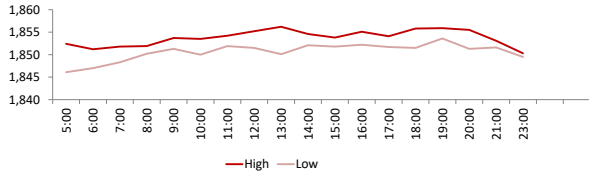


## PMEX Price Return Summary

Statistics	Gold	Silver	Crude Oil	Copper	DJ	SP500	NSDQ	EURUSD	GBPUSD	JPYUSD
Return Close/Open %	↓ -0.08%	↑ 0.40%	↑ 1.23%	↑ 1.22%	↓ -0.32%	↓ -0.07%	↓ -0.07%	↓ -0.15%	↓ -0.10%	↓ -0.04%
Difference in Open and Close (\$)	-1.4	0.088	0.94	0.05	-107	-8.25	-8.25	-40.0000	-0.0011	-0.0005
Range Day (Max- Min)/Open %	0.01	0.02	0.02	0.02	0.00	0.01	0.00	0.00	0.00	0.52
Difference in Maximum and Minimum (\$)	10.1	0.34	1.42	0.10	158	82.50	22.00	0.00	0.00	0.62
Average Return (1 Hour) %	0.16	0.43	0.72	0.56	0.21	0.34	0.27	0.16	0.14	0.12
Volatility (1 Hour) %	0.10	0.22	0.38	0.33	0.10	0.17	0.11	0.04	0.06	0.03
Return to Volatility Ratio (1 Hour)	1.673	1.968	1.899	1.717	2.190	1.964	2.480	3.518	2.540	4.815
Intraday Volatility %	0.44	0.99	1.74	1.49	0.45	0.79	0.50	0.21	0.26	0.12

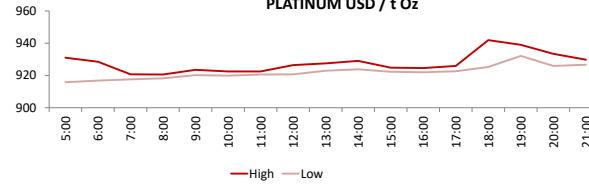
**PMEX Hourly Price Movements**

**GOLD USD / t Oz**



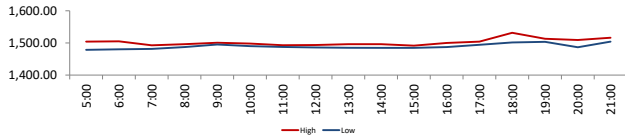
High 1856.2  
Low 1846.1  
Open 1851.5  
Close 1850.1

**PLATINUM USD / t Oz**



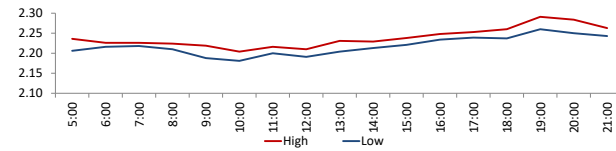
High 941.9  
Low 915.8  
Open 920.6  
Close 928

**PALLADIUM**



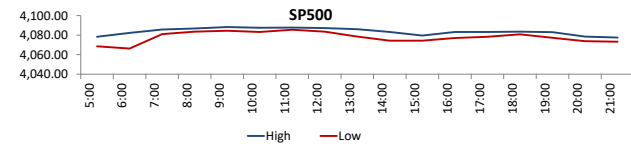
2245.5  
2254.5  
2241.5  
2164

**NATURAL GAS USD/mmbtu**



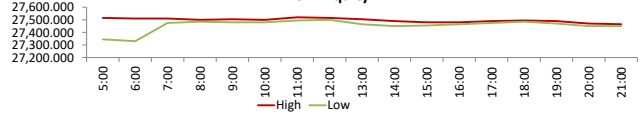
High 2.291  
Low 2.181  
Open 2.265  
Close 2.248

**SP500**



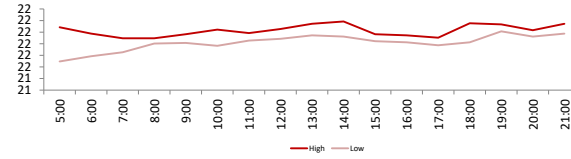
High 4088.25  
Low 4066.25  
Open 12384.75  
Close 12376.5

**JPY Equity**



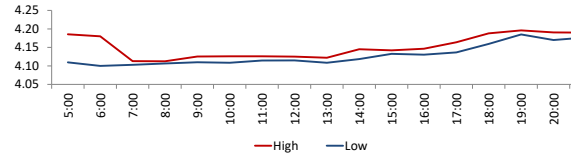
High 2259  
Low 2261.5  
Open 2263.5  
Close 2253

**SILVER USD / t Oz**



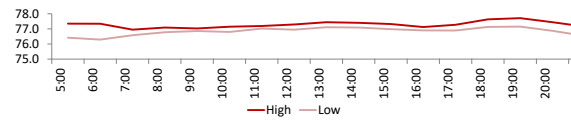
High 21.892  
Low 21.547  
Open 21.735  
Close 21.823

**COPPER USD per pound**



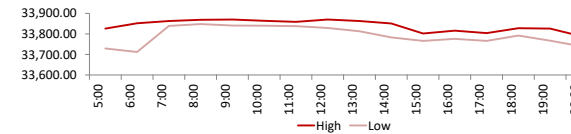
High 4.196  
Low 4.1  
Open 4.1275  
Close 4.178

**CRUDE OIL USD / barrel**



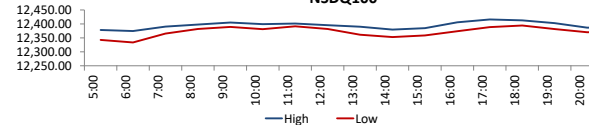
High 77.71  
Low 76.29  
Open 76.55  
Close 77.49

**DJ**



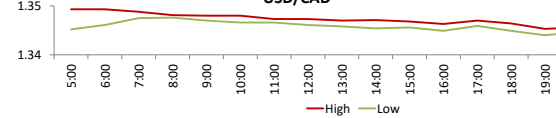
High 33870  
Low 33712  
Open 33863  
Close 33756

**NSDQ100**

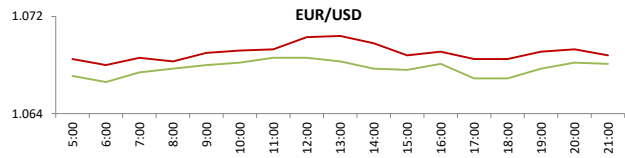


High 4088.25  
Low 4066.25  
Open 12384.75  
Close 12376.5

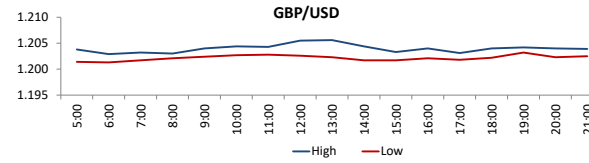
**USD/CAD**



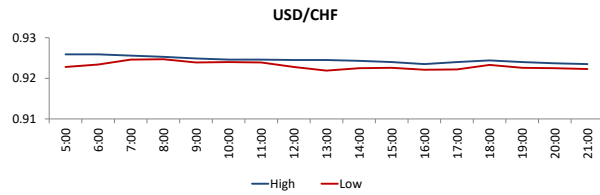
High 1.3493  
Low 1.344  
Open 27500  
Close 27460



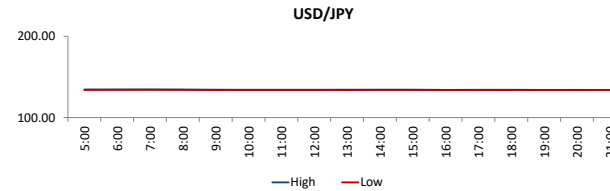
High 0.692  
 Low 0.6861  
 Open 134.156  
 Close 0.6912



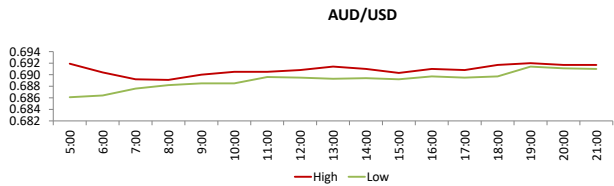
High 1.2056  
 Low 1.2013  
 Open 1.0695  
 Close 1.0684



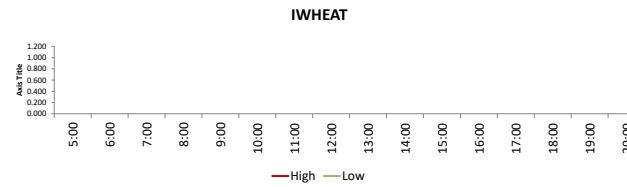
High 0.9259  
 Low 0.9219  
 Open 1.3475  
 Close 1.3452



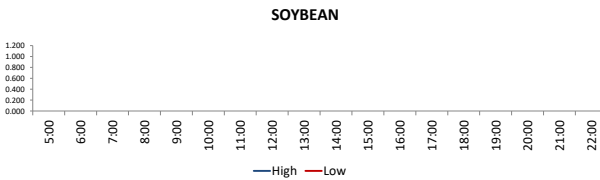
High 134.527  
 Low 133.903  
 Open 1.2042  
 Close 1.2037



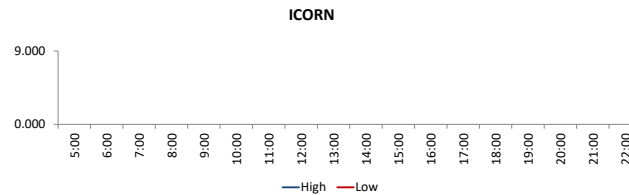
High 0.692  
 Low 0.6861  
 Open 134.156  
 Close 0.6912



High 726.5  
 Low 712  
 Open 725.25  
 Close 725.25



High 0  
 Low 0  
 Open 676.75  
 Close 676.75



High 0  
 Low 0  
 Open 80.14  
 Close 80.14

**DISCLAIMER:** This report is for information purpose only and does not constitute an offer or solicitation to make an investment in Commodity Futures Contracts which carries risk. Any views, expressions or opinions expressed in this report are solely for providing information to readers. Figures appearing in the report are although taken from reliable sources as presented however, we are not taking any responsibility about its accuracy, completeness and any decision taken on the basis of such information.

For subscription and further information please contact us at:

UAN: +92-21-111-11-PMEX (7639) | Email: info@pmex.com.pk | Web: www.pmex.com.pk