

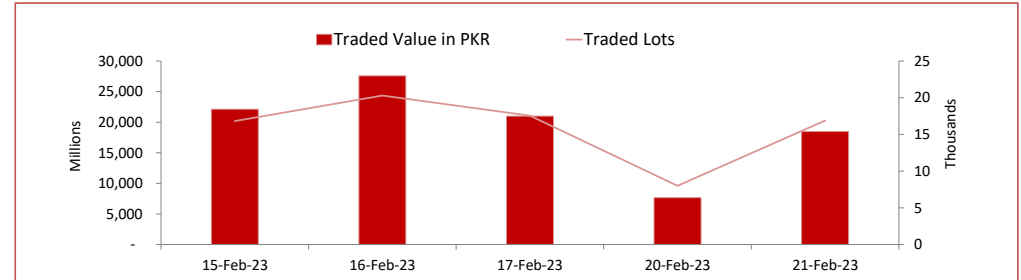
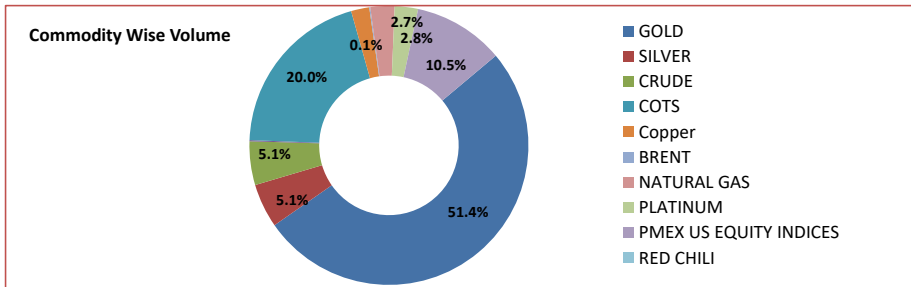
# PMEX Daily Statistical Report

Wednesday, February 22, 2023



## PMEX Market Overview

On Tuesday, at PMEX the traded value of Metals, Energy, COTS/FX and indices was recorded at PKR 18.458 billion and the number of lots traded at 16,863. Major business was contributed by Gold amounting to PKR 9.503 billion, followed by Currencies through COTS (PKR 3.702 billion), NSDQ 100 (PKR 1.404 billion), Silver (PKR 943.937, million), Crude Oil (PKR 935.061 million), Natural Gas (PKR 517.344 million), Platinum (PKR 499.234 million), DJ (PKR 402.929 million), Copper (PKR 389.916 million), SP500 (PKR 137.633 million) and Brent (PKR 22.275 million). In Agricultural Commodities, 23 bales of Cotton amounting to PKR 24.772 million were traded.

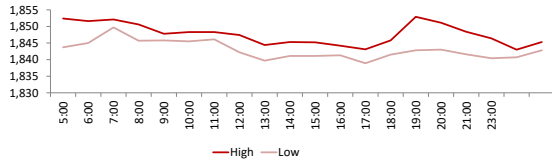


## PMEX Price Return Summary

Statistics	Gold	Silver	Crude Oil	Copper	DJ	SP500	NSDQ	EURUSD	GBPUSD	JPYUSD
Return Close/Open %	↓ -0.33%	↑ 0.15%	↓ -1.70%	↑ 0.91%	↓ -1.70%	↓ -2.14%	↓ -2.14%	↓ -0.66%	↓ -0.35%	↑ 0.62%
Difference in Open and Close (\$)	-6.1	0.032	-1.32	0.04	-574	-264.50	-264.50	-180.0000	-0.0037	0.0075
Range Day (Max- Min)/Open %	0.01	0.02	0.02	0.02	0.02	0.02	0.01	0.00	0.02	0.89
Difference in Maximum and Minimum (\$)	14.0	0.35	1.72	0.10	632	287.75	74.75	0.01	0.02	1.08
Average Return (1 Hour) %	0.16	0.43	0.72	0.56	0.21	0.34	0.27	0.16	0.14	0.12
Volatility (1 Hour) %	0.10	0.22	0.38	0.33	0.10	0.17	0.11	0.04	0.06	0.03
Return to Volatility Ratio (1 Hour)	1.673	1.968	1.899	1.717	2.190	1.964	2.480	3.518	2.540	4.815
Intraday Volatility %	0.44	0.99	1.74	1.49	0.45	0.79	0.50	0.21	0.26	0.12

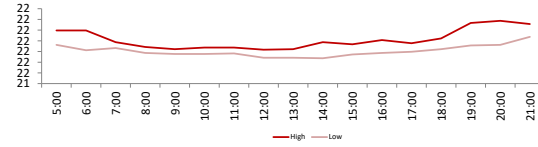
# PMEX Hourly Price Movements

**GOLD USD / t Oz**



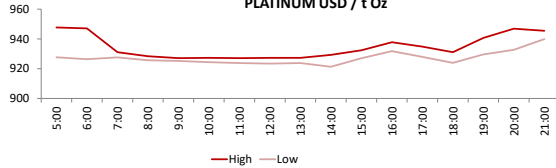
High 1852.9  
Low 1838.9  
Open 1850.1  
Close 1844

**SILVER USD / t Oz**



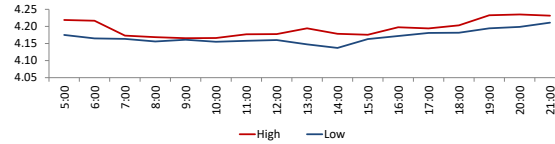
High 21.987  
Low 21.637  
Open 21.823  
Close 21.855

**PLATINUM USD / t Oz**



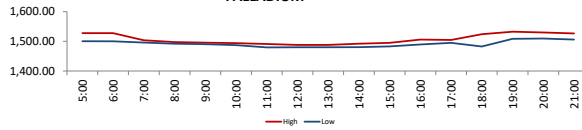
High 949.5  
Low 921.3  
Open 928  
Close 945.1

**COPPER USD per pound**



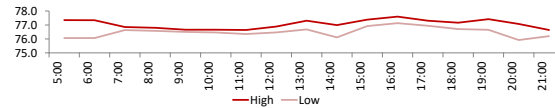
High 4.235  
Low 4.137  
Open 4.178  
Close 4.216

**PALLADIUM**



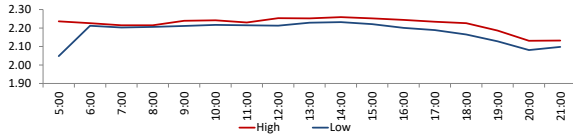
2245.5  
2254.5  
2241.5  
2164

**CRUDE OIL USD / barrel**



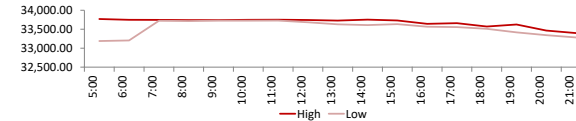
High 77.6  
Low 75.88  
Open 77.49  
Close 76.17

**NATURAL GAS USD/mmbtu**



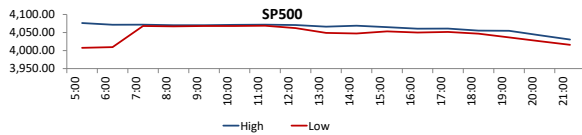
High 2.259  
Low 2.048  
Open 2.248  
Close 2.068

**DJ**



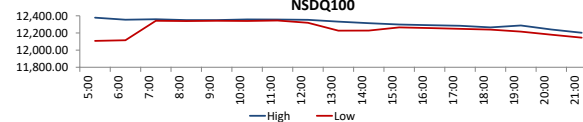
High 33770  
Low 33138  
Open 33756  
Close 33182

**SP500**



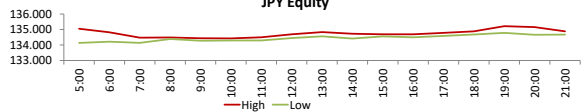
High 4076.25  
Low 4001.5  
Open 12376.5  
Close 12112

**NSDQ100**



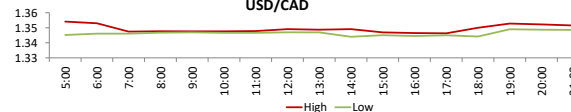
High 4076.25  
Low 4001.5  
Open 12376.5  
Close 12112

**JPY Equity**

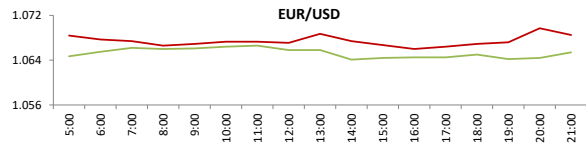


High 2259  
Low 2261.5  
Open 2263.5  
Close 2253

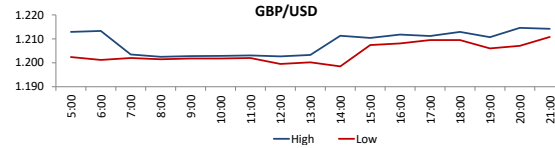
**USD/CAD**



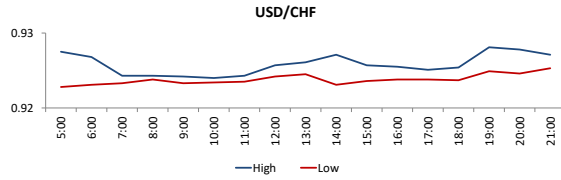
High 1.3548  
Low 1.344  
Open 27460  
Close 27280



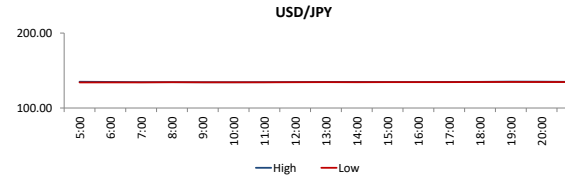
High 0.6919  
 Low 0.6831  
 Open 134.227  
 Close 0.6856



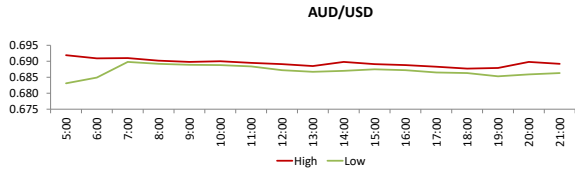
High 1.2146  
 Low 1.1985  
 Open 1.0684  
 Close 1.0647



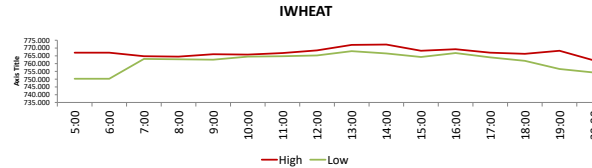
High 0.9282  
 Low 0.9228  
 Open 1.3452  
 Close 1.3537



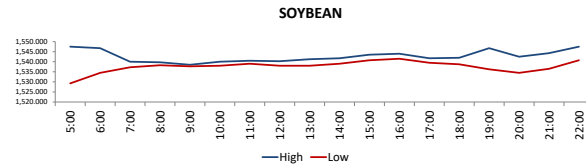
High 135.216  
 Low 134.134  
 Open 1.2037  
 Close 1.2112



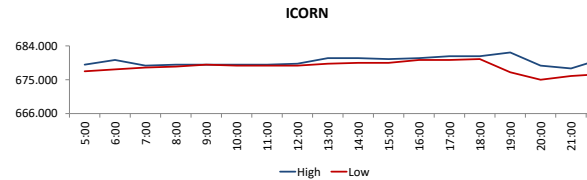
High 0.6919  
 Low 0.6831  
 Open 134.227  
 Close 0.6856



High 726.5  
 Low 712  
 Open 725.25  
 Close 725.25



High 1548.25  
 Low 1529.25  
 Open 676.75  
 Close 680.5



High 682.25  
 Low 675  
 Open 80.14  
 Close 81.81

**DISCLAIMER:** This report is for information purpose only and does not constitute an offer or solicitation to make an investment in Commodity Futures Contracts which carries risk. Any views, expressions or opinions expressed in this report are solely for providing information to readers. Figures appearing in the report are although taken from reliable sources as presented however, we are not taking any responsibility about its accuracy, completeness and any decision taken on the basis of such information.

For subscription and further information please contact us at:

UAN: +92-21-111-11-PMEX (7639) | Email: info@pmex.com.pk | Web: www.pmex.com.pk