

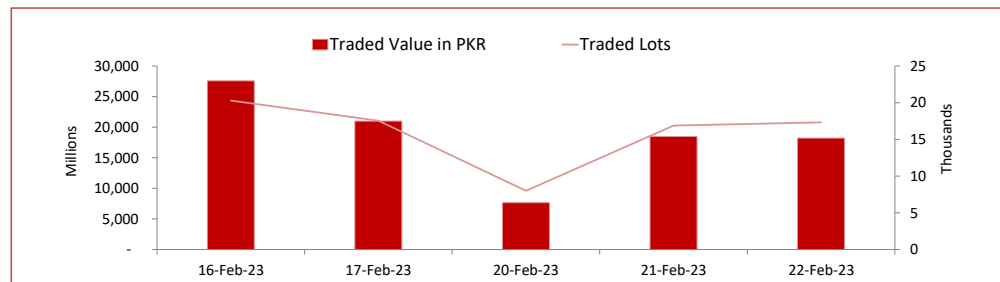
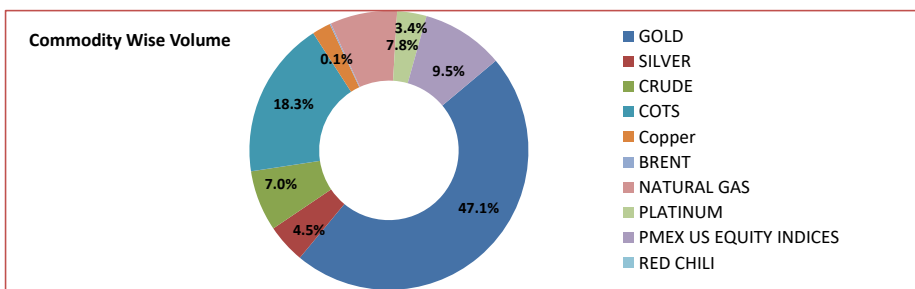
PMEX Daily Statistical Report

Thursday, February 23, 2023



PMEX Market Overview

On Wednesday, at PMEX the traded value of Metals, Energy, COTS/FX and indices was recorded at PKR 18.222 billion and the number of lots traded at 17,327. Major business was contributed by Gold amounting to PKR 8.590 billion, followed by Currencies through COTS (PKR 3.329 billion), Natural Gas (PKR 1.415 billion), Crude Oil (PKR 1.283 billion), NSDQ 100 (PKR 1.258 billion), Silver (PKR 824.488 million), Platinum (PKR 620.572 million), Copper (PKR 393.083 million), DJ (PKR 313.635 million), SP500 (PKR 166.199 million) and Brent (PKR 27.063 million). In Agricultural Commodities, 2 bales of Cotton amounting to PKR 2.164 million were traded.

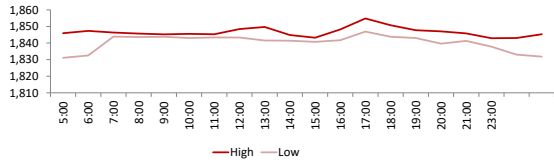


PMEX Price Return Summary

Statistics	Gold	Silver	Crude Oil	Copper	DJ	SP500	NSDQ	EURUSD	GBPUSD	JPYUSD
Return Close/Open %	↓ -0.54%	↓ -1.54%	↓ -3.02%	↓ -0.90%	↓ -0.25%	↑ 0.45%	↑ 0.45%	↓ -0.81%	↓ -0.39%	↓ -0.54%
Difference in Open and Close (\$)	-9.9	-0.337	-2.30	-0.04	-82	54.75	54.75	-220.0000	-0.0041	-0.0065
Range Day (Max- Min)/Open %	0.01	0.03	0.04	0.02	0.01	0.01	0.00	0.00	0.01	0.58
Difference in Maximum and Minimum (\$)	23.7	0.56	2.98	0.08	296	155.75	41.00	0.01	0.01	0.70
Average Return (1 Hour) %	0.16	0.43	0.72	0.56	0.21	0.34	0.27	0.16	0.14	0.12
Volatility (1 Hour) %	0.10	0.22	0.38	0.33	0.10	0.17	0.11	0.04	0.06	0.03
Return to Volatility Ratio (1 Hour)	1.673	1.968	1.899	1.717	2.190	1.964	2.480	3.518	2.540	4.815
Intraday Volatility %	0.44	0.99	1.74	1.49	0.45	0.79	0.50	0.21	0.26	0.12

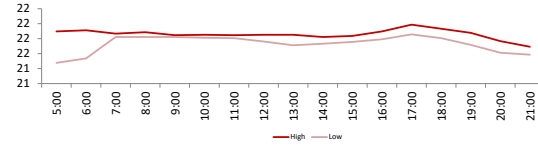
PMEX Hourly Price Movements

GOLD USD / t Oz



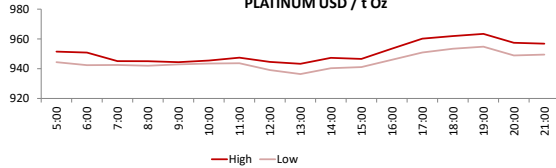
High 1854.8
Low 1831.1
Open 1844
Close 1834.1

SILVER USD / t Oz



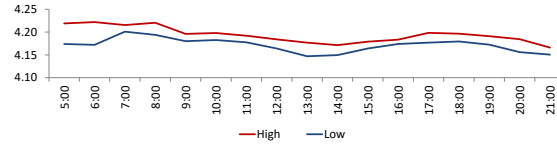
High 21.987
Low 21.427
Open 21.855
Close 21.518

PLATINUM USD / t Oz



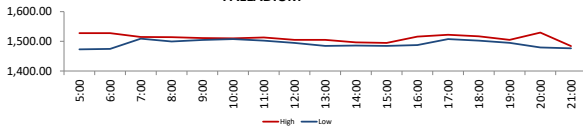
High 963.4
Low 936.4
Open 945.1
Close 951.5

COPPER USD per pound



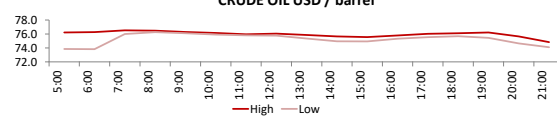
High 4.222
Low 4.147
Open 4.216
Close 4.178

PALLADIUM



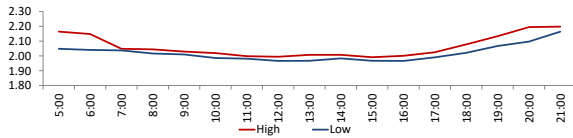
2245.5
2254.5
2241.5
2164

CRUDE OIL USD / barrel



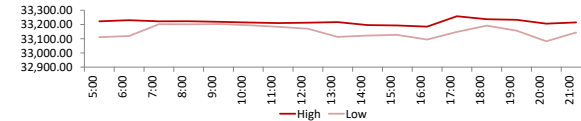
High 76.76
Low 73.78
Open 76.17
Close 73.87

NATURAL GAS USD/mmbtu



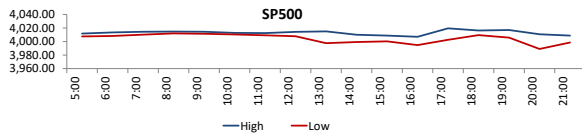
High 2.295
Low 1.966
Open 2.068
Close 2.167

DJ



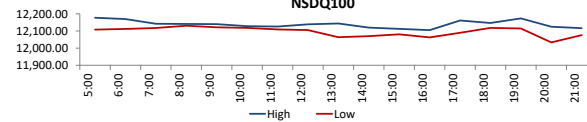
High 33268
Low 32972
Open 33182
Close 33100

SP500



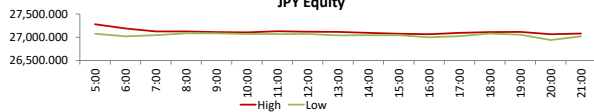
High 4023.75
Low 3982.75
Open 12112
Close 12166.75

NSDQ100



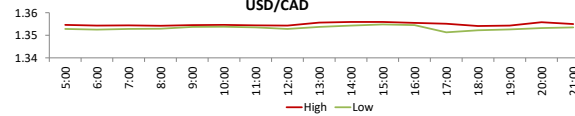
High 4023.75
Low 3982.75
Open 12112
Close 12166.75

JPY Equity

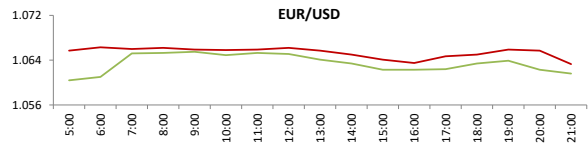


High 2259
Low 2261.5
Open 2263.5
Close 2253

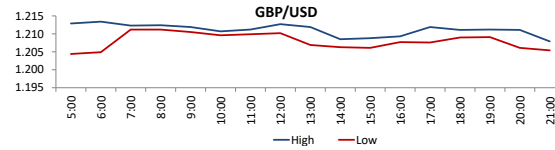
USD/CAD



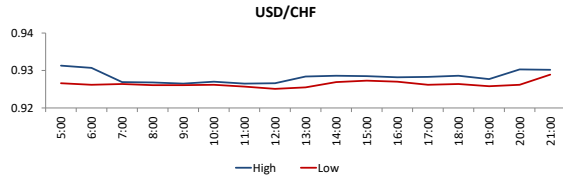
High 1.3567
Low 1.3513
Open 1.3513
Close 1.3523



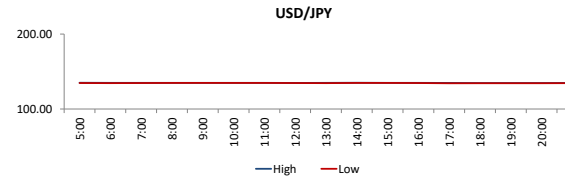
High 0.6864
 Low 0.6793
 Open 135.024
 Close 0.6806



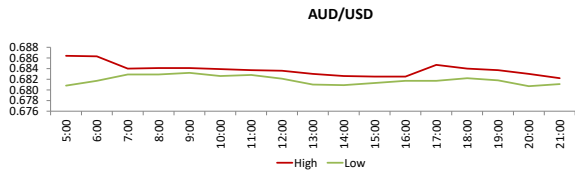
High 1.2134
 Low 1.2033
 Open 1.0647
 Close 1.0606



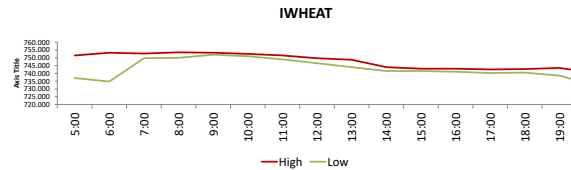
High 0.9318
 Low 0.9251
 Open 1.3537
 Close 1.3552



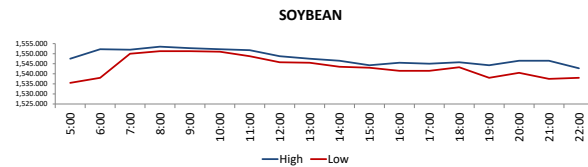
High 135.049
 Low 134.35
 Open 1.2112
 Close 1.2047



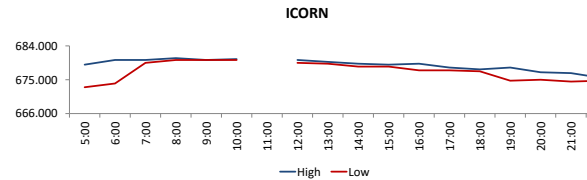
High 0.6864
 Low 0.6793
 Open 135.024
 Close 0.6806



High 726.5
 Low 712
 Open 725.25
 Close 725.25



High 1553.5
 Low 1535.5
 Open 680.5
 Close 674.75



High 680.75
 Low 673
 Open 81.81
 Close 82.21

DISCLAIMER: This report is for information purpose only and does not constitute an offer or solicitation to make an investment in Commodity Futures Contracts which carries risk. Any views, expressions or opinions expressed in this report are solely for providing information to readers. Figures appearing in the report are although taken from reliable sources as presented however, we are not taking any responsibility about its accuracy, completeness and any decision taken on the basis of such information.

For subscription and further information please contact us at:

UAN: +92-21-111-11-PMEX (7639) | Email: info@pmex.com.pk | Web: www.pmex.com.pk