

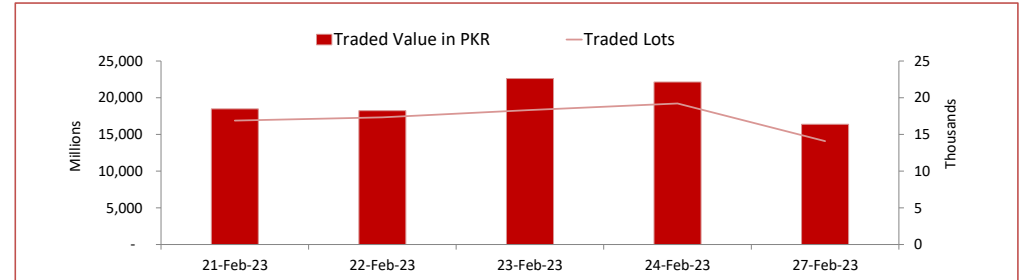
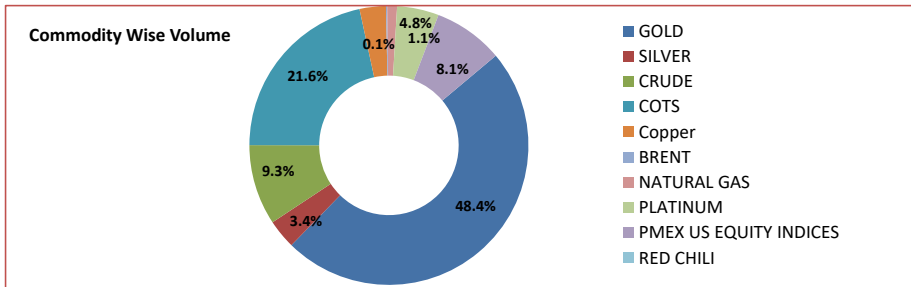
PMEX Daily Statistical Report

Tuesday, February 28, 2023



PMEX Market Overview

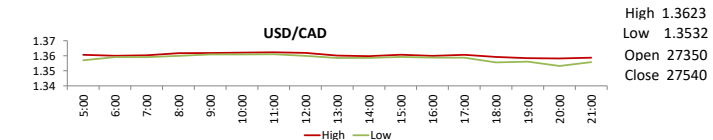
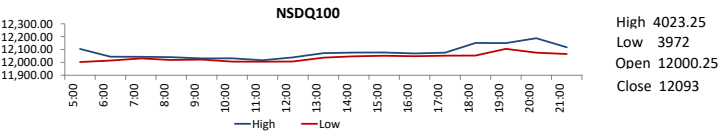
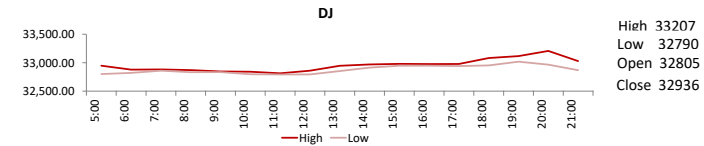
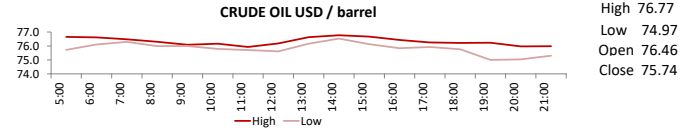
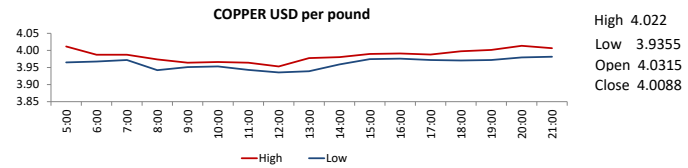
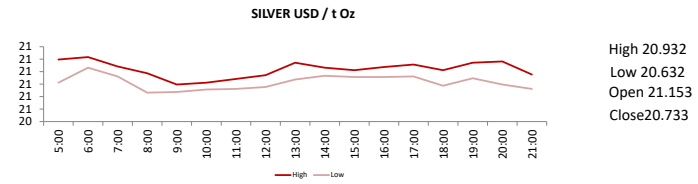
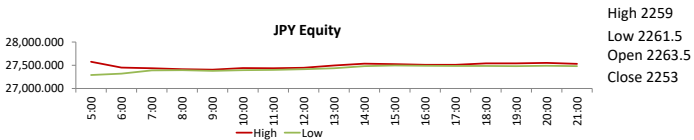
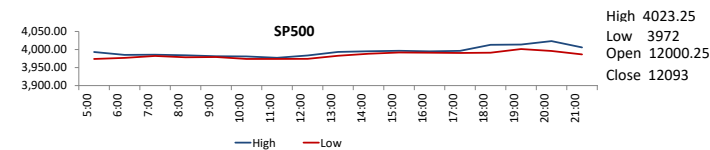
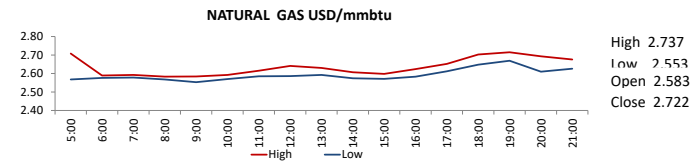
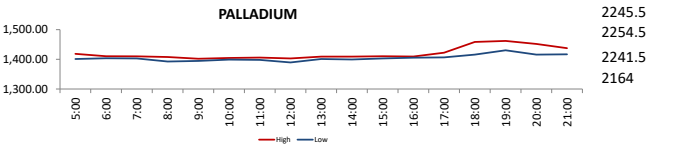
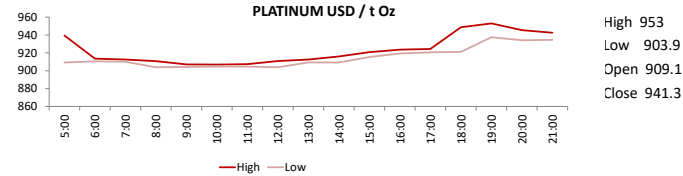
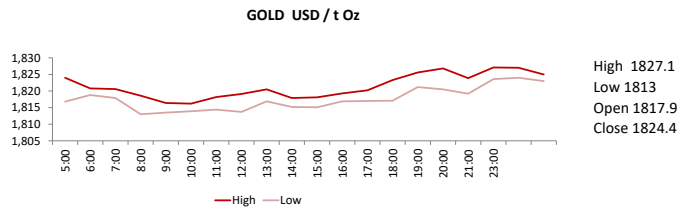
On Monday, at PMEX the traded value of Metals, Energy, COTS/FX and indices was recorded at PKR 16.386 billion and the number of lots traded at 14,086. Major business was contributed by Gold amounting to PKR 7.935 billion, followed by Currencies through COTS (PKR 3.537 billion), Crude Oil (PKR 1.527 billion), NSDQ 100 (PKR 895.507 million), Platinum (PKR 793.767 million), Silver (PKR 555.100 million), Copper (PKR 498.984 million), SP500 (PKR 243.954 million), DJ (PKR 188.722 million), Natural Gas (PKR 185.450 million) and Brent (PKR 24.121 million).

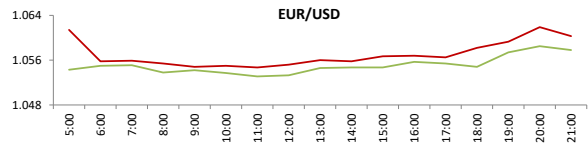


PMEX Price Return Summary

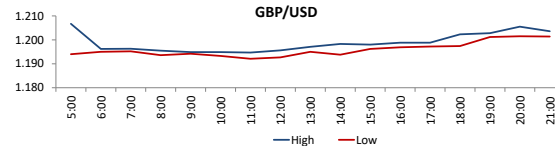
Statistics	Gold	Silver	Crude Oil	Copper	DJ	SP500	NSDQ	EURUSD	GBPUSD	JPYUSD
Return Close/Open %	↑ 0.36%	↓ -1.99%	↓ -0.94%	↓ -0.56%	↑ 0.40%	↑ 0.77%	↑ 0.77%	↑ 0.69%	↑ 0.22%	↑ 0.44%
Difference in Open and Close (\$)	6.5	-0.420	-0.72	-0.02	131	92.75	92.75	190.0000	0.0023	0.0053
Range Day (Max- Min)/Open %	0.01	0.01	0.02	0.02	0.01	0.02	0.00	0.00	0.01	0.54
Difference in Maximum and Minimum (\$)	14.1	0.30	1.80	0.09	417	198.75	51.25	0.01	0.01	0.65
Average Return (1 Hour) %	0.16	0.43	0.72	0.56	0.21	0.34	0.27	0.16	0.14	0.12
Volatility (1 Hour) %	0.10	0.22	0.38	0.33	0.10	0.17	0.11	0.04	0.06	0.03
Return to Volatility Ratio (1 Hour)	1.673	1.968	1.899	1.717	2.190	1.964	2.480	3.518	2.540	4.815
Intraday Volatility %	0.44	0.99	1.74	1.49	0.45	0.79	0.50	0.21	0.26	0.12

PMEX Hourly Price Movements

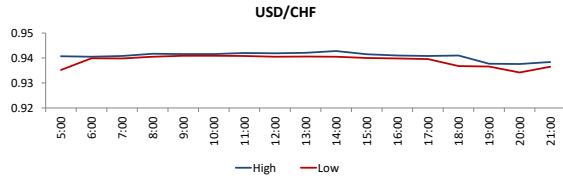




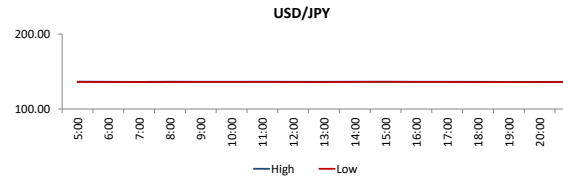
High 0.6744
 Low 0.6696
 Open 135.176
 Close 0.6739



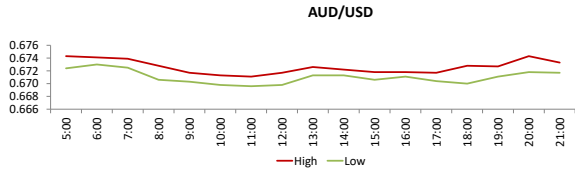
High 1.2067
 Low 1.1921
 Open 1.0587
 Close 1.061



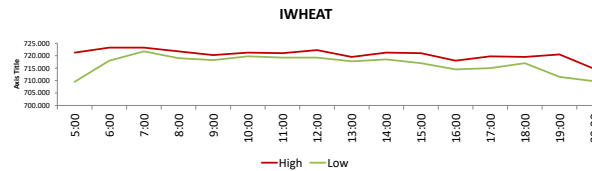
High 0.9428
 Low 0.9342
 Open 1.3575
 Close 1.3575



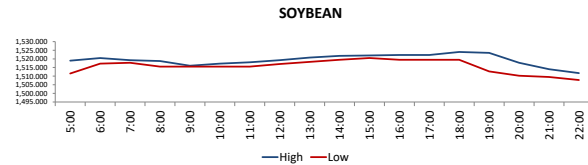
High 136.544
 Low 135.896
 Open 1.201
 Close 1.2063



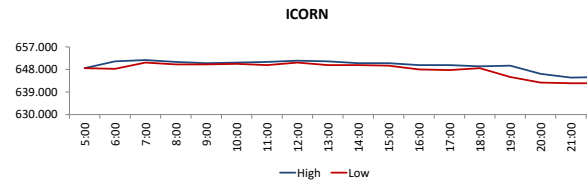
High 0.6744
 Low 0.6696
 Open 135.176
 Close 0.6739



High 726.5
 Low 712
 Open 725.25
 Close 725.25



High 1524
 Low 1507.75
 Open 652.5
 Close 644



High 651.75
 Low 642.5
 Open 84.62
 Close 84.88

DISCLAIMER: This report is for information purpose only and does not constitute an offer or solicitation to make an investment in Commodity Futures Contracts which carries risk. Any views, expressions or opinions expressed in this report are solely for providing information to readers. Figures appearing in the report are although taken from reliable sources as presented however, we are not taking any responsibility about its accuracy, completeness and any decision taken on the basis of such information.

For subscription and further information please contact us at:

UAN: +92-21-111-11-PMEX (7639) | Email: info@pmex.com.pk | Web: www.pmex.com.pk