

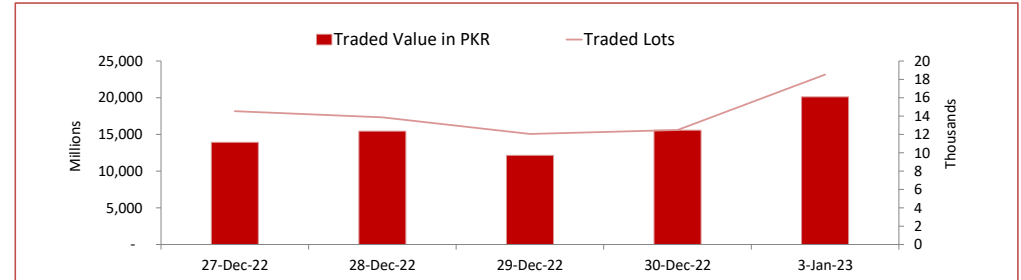
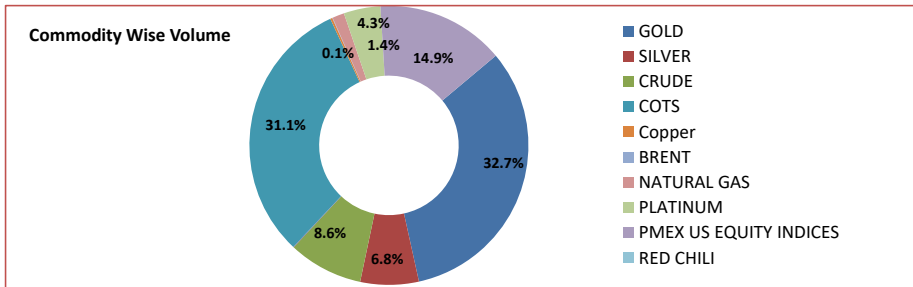
PMEX Daily Statistical Report

Wednesday, January 4, 2023



PMEX Market Overview

On Tuesday at PMEX the traded value of Metals, Energy, COTS/FX and indices was recorded at PKR 20.097 billion and the number of lots traded at 18,510. Major business was contributed by Gold amounting to PKR 6.566 billion, followed by Currencies through COTS (PKR 6.250 billion), Crude Oil (PKR 1.739 billion), NSDQ 100 (PKR 1.504 billion), Silver (PKR 1.360 billion), DJ (PKR 1.172 billion), Platinum (PKR 856.385 million), SP 500 (PKR 309.045 million), Natural Gas (PKR 278.085 million), Copper (PKR 47.494 million) and Brent (PKR 10.320 million). In Agricultural commodities, 13 lots of Cotton amounting to PKR 12.334 million were traded.

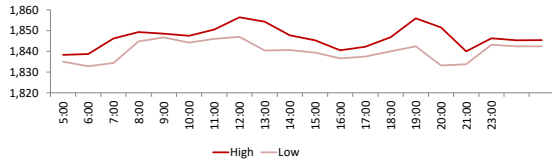


PMEX Price Return Summary

Statistics	Gold	Silver	Crude Oil	Copper	DJ	SP500	NSDQ	EURUSD	GBPUSD	JPYUSD
Return Close/Open %	↑ 0.84%	⇒ 0.00%	↓ -4.09%	↓ -1.34%	↓ -0.17%	↓ -0.87%	↓ -0.87%	↑ 0.19%	↓ -1.48%	↓ -1.08%
Difference in Open and Close (\$)	15.3	0.000	-3.29	-0.05	-58	-95.75	-95.75	50.0000	-0.0158	-0.0131
Range Day (Max- Min)/Open %	0.01	0.03	0.06	0.03	0.02	0.03	0.01	0.00	0.02	1.41
Difference in Maximum and Minimum (\$)	23.6	0.68	4.87	0.11	658	335.00	92.00	0.02	0.02	1.69
Average Return (1 Hour) %	0.16	0.43	0.72	0.56	0.21	0.34	0.27	0.16	0.14	0.12
Volatility (1 Hour) %	0.10	0.22	0.38	0.33	0.10	0.17	0.11	0.04	0.06	0.03
Return to Volatility Ratio (1 Hour)	1.673	1.968	1.899	1.717	2.190	1.964	2.480	3.518	2.540	4.815
Intraday Volatility %	0.44	0.99	1.74	1.49	0.45	0.79	0.50	0.21	0.26	0.12

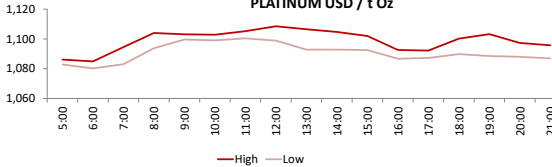
PMEX Hourly Price Movements

GOLD USD / t Oz



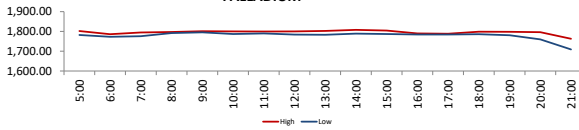
High 1856.4
Low 1832.8
Open 1830.2
Close 1845.5

PLATINUM USD / t Oz



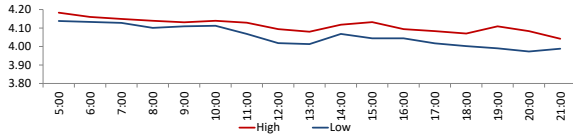
High 1108.5
Low 1080.2
Open 1085.6
Close 1097.9

PALLADIUM



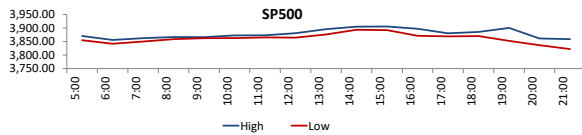
2245.5
2254.5
2241.5
2164

NATURAL GAS USD/mmbtu



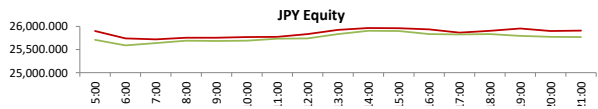
High 4.183
Low 3.892
Open 4.432
Close 4.002

SP500



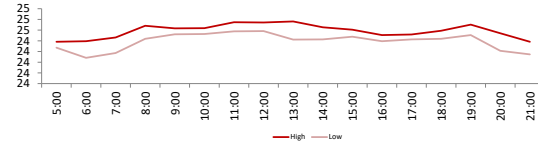
High 3905.5
Low 3813.5
Open 11040
Close 10944.25

JPY Equity



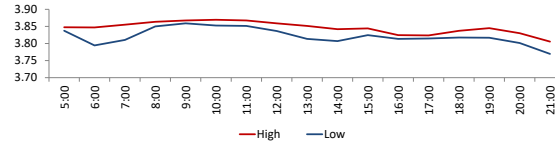
High 2259
Low 2261.5
Open 2263.5
Close 2253

SILVER USD / t Oz



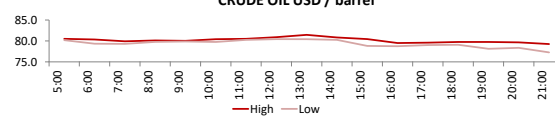
High 24.762
Low 24.082
Open 24.178
Close 24.178

COPPER USD per pound



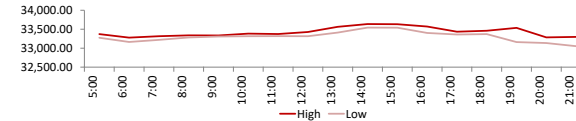
High 3.8695
Low 3.757
Open 3.8205
Close 3.7693

CRUDE OIL USD / barrel



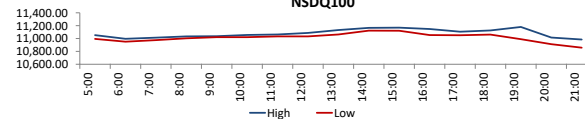
High 81.46
Low 76.59
Open 80.52
Close 77.23

DJ



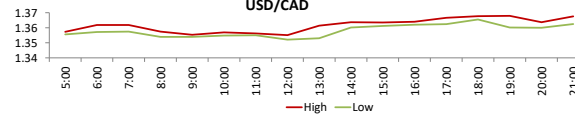
High 33637
Low 32979
Open 33312
Close 33254

NSDQ100



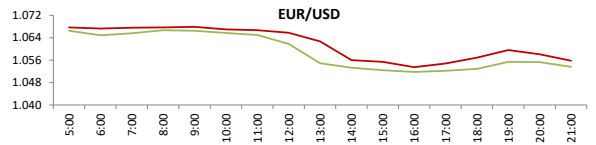
High 3905.5
Low 3813.5
Open 11040
Close 10944.25

USD/CAD

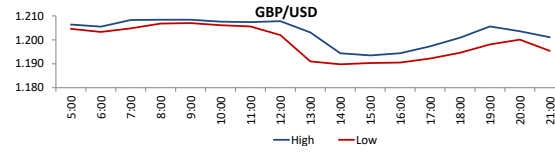


High 1.3684
Low 1.3521
Open 25780
Close 25830

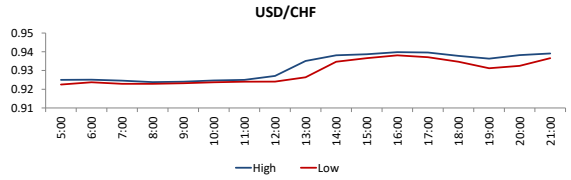
High Low



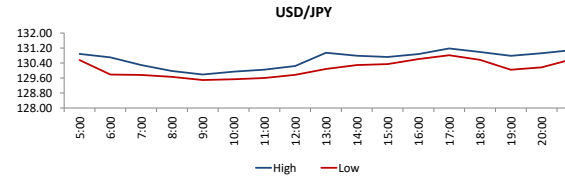
High 0.6834
Low 0.6686
Open 131.125
Close 0.6727



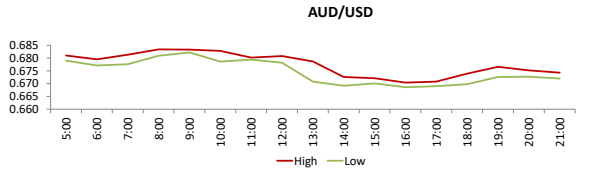
High 1.2084
Low 1.1898
Open 1.0705
Close 1.0547



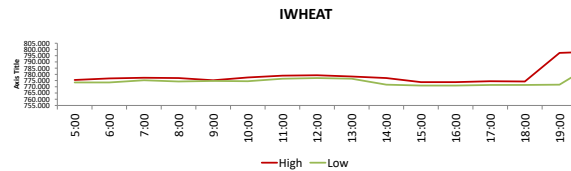
High 0.9398
Low 0.9225
Open 1.3547
Close 1.3673



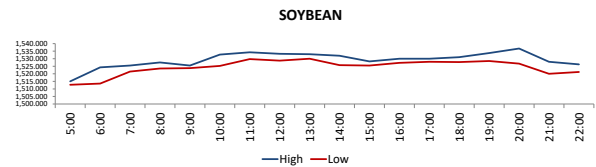
High 131.179
Low 129.493
Open 1.7098
Close 1.1967



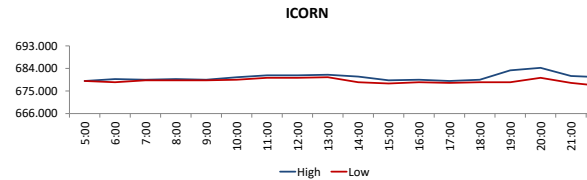
High 0.6834
Low 0.6686
Open 131.125
Close 0.6727



High 726.5
Low 712
Open 725.25
Close 725.25



High 1536.75
Low 1512.75
Open 678.5
Close 669.5



High 684.25
Low 677
Open 83.8
Close 83.14

DISCLAIMER: This report is for information purpose only and does not constitute an offer or solicitation to make an investment in Commodity Futures Contracts which carries risk. Any views, expressions or opinions expressed in this report are solely for providing information to readers. Figures appearing in the report are although taken from reliable sources as presented however, we are not taking any responsibility about its accuracy, completeness and any decision taken on the basis of such information.

For subscription and further information please contact us at:

UAN: +92-21-111-11-PMEX (7639) | Email: info@pmex.com.pk | Web: www.pmex.com.pk