

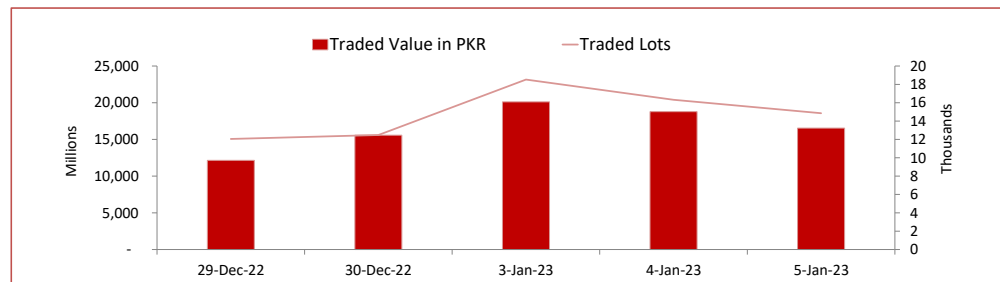
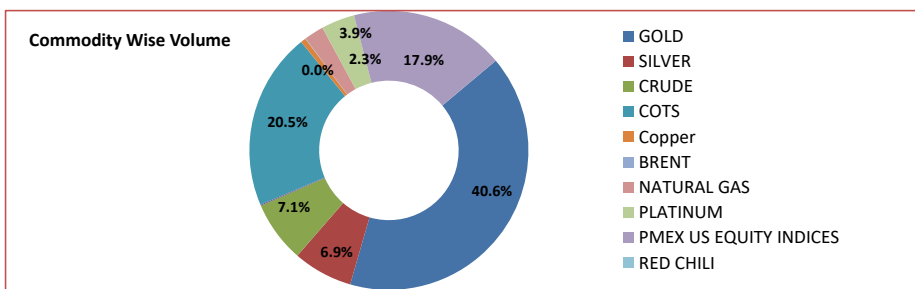
# PMEX Daily Statistical Report

Friday, January 6, 2023



## PMEX Market Overview

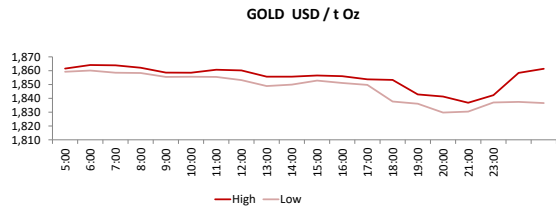
On Thursday at PMEX the traded value of Metals, Energy, COTS/FX and indices was recorded at PKR 16.521 billion and the number of lots traded at 14,839. Major business was contributed by Gold amounting to PKR 6.714 billion, followed by Currencies through COTS (PKR 3.397 billion), NSDQ 100 (PKR 2.035 billion), Crude Oil (PKR 1.176 billion), Silver (PKR 1.143 billion), DJ (PKR 654.869 million), Platinum (PKR 641.846 million), Natural Gas (PKR 378.171 million), SP 500 (PKR 272.792 million), Copper (PKR 98.508 million) and Brent (PKR 7.505 million). In Agricultural commodities, 22 lots of Cotton amounting to PKR 20.439 million were traded.



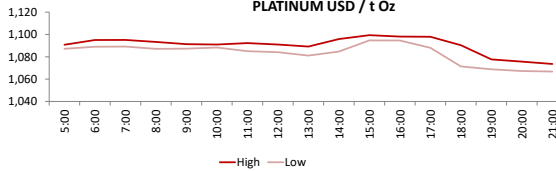
## PMEX Price Return Summary

Statistics	Gold	Silver	Crude Oil	Copper	DJ	SP500	NSDQ	EURUSD	GBPUSD	JPYUSD
Return Close/Open %	↓ -1.23%	↓ -2.25%	↑ 1.04%	↑ 2.28%	↓ -0.88%	↓ -1.34%	↓ -1.34%	↓ -0.54%	↓ -0.77%	↓ -1.19%
Difference in Open and Close (\$)	-22.9	-0.537	0.76	0.09	-293	-147.00	-147.00	-140.0000	-0.0082	-0.0143
Range Day (Max- Min)/Open %	0.02	0.03	0.03	0.03	0.02	0.02	0.01	0.00	0.02	2.00
Difference in Maximum and Minimum (\$)	34.4	0.80	2.44	0.12	580	257.00	70.25	0.01	0.02	2.38
Average Return (1 Hour) %	0.16	0.43	0.72	0.56	0.21	0.34	0.27	0.16	0.14	0.12
Volatility (1 Hour) %	0.10	0.22	0.38	0.33	0.10	0.17	0.11	0.04	0.06	0.03
Return to Volatility Ratio (1 Hour)	1.673	1.968	1.899	1.717	2.190	1.964	2.480	3.518	2.540	4.815
Intraday Volatility %	0.44	0.99	1.74	1.49	0.45	0.79	0.50	0.21	0.26	0.12

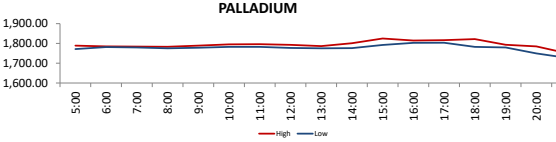
**PMEX Hourly Price Movements**



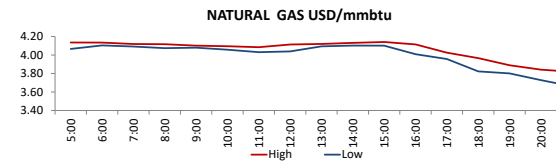
High 1864.1  
Low 1829.7  
Open 1860.8  
Close 1837.9



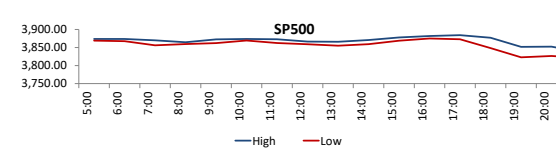
High 1099.4  
Low 1065.8  
Open 1092.1  
Close 1068.8



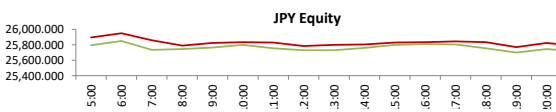
2245.5  
2254.5  
2241.5  
2164



High 4.197  
Low 3.649  
Open 4.149  
Close 3.776



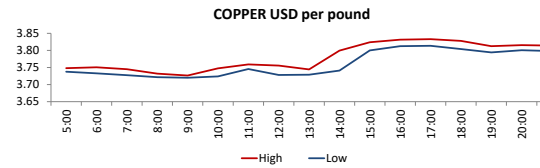
High 3891.75  
Low 3821.5  
Open 10982.5  
Close 10835.5



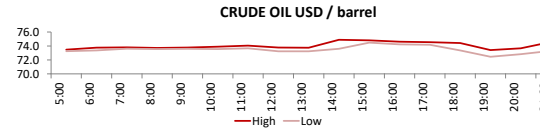
High 2259  
Low 2261.5  
Open 2263.5  
Close 2253



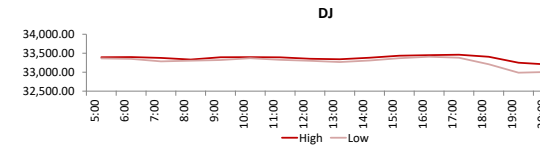
High 24.047  
Low 23.252  
Open 23.915  
Close 23.378



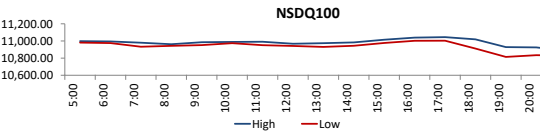
High 3.84  
Low 3.72  
Open 3.7418  
Close 3.8273



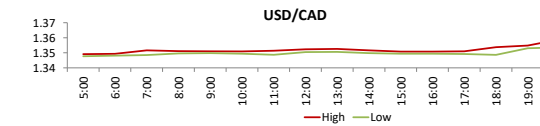
High 74.89  
Low 72.45  
Open 73.17  
Close 73.93



High 33519  
Low 32939  
Open 33382  
Close 33089

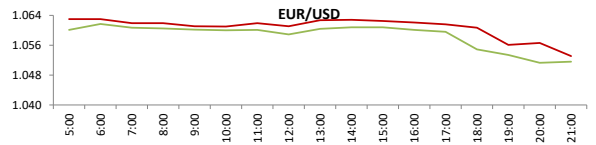


High 3891.75  
Low 3821.5  
Open 10982.5  
Close 10835.5

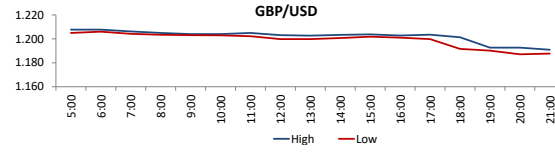


High 1.3594  
Low 1.3472  
Open 1.3570  
Close 1.3570

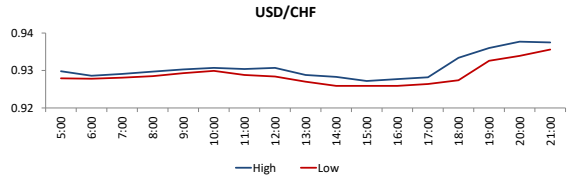
High Low



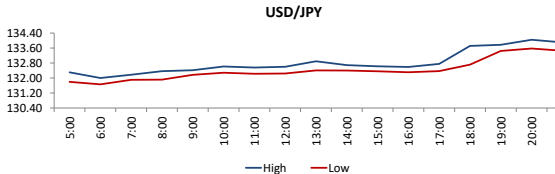
High 0.6847  
Low 0.6733  
Open 132.651  
Close 0.6752



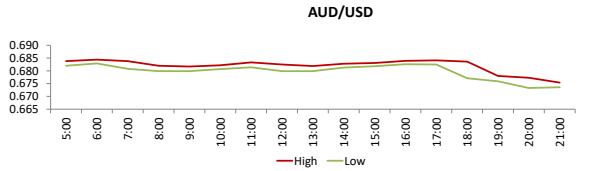
High 1.2077  
Low 1.1871  
Open 1.0604  
Close 1.0522



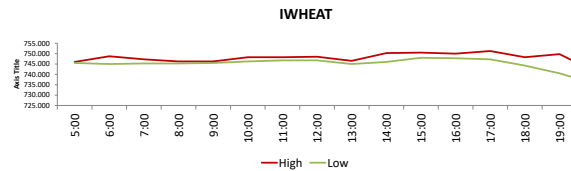
High 0.9377  
Low 0.9259  
Open 1.3478  
Close 1.3569



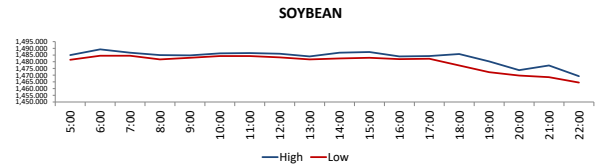
High 134.043  
Low 131.663  
Open 1.2055  
Close 1.1912



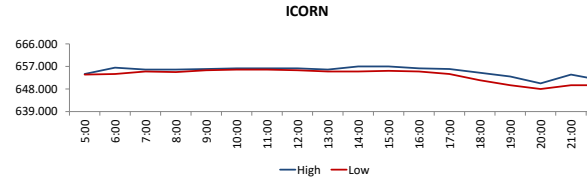
High 0.6847  
Low 0.6733  
Open 132.651  
Close 0.6752



High 726.5  
Low 712  
Open 725.25  
Close 725.25



High 1489.25  
Low 1464.5  
Open 654.25  
Close 652.5



High 657  
Low 648  
Open 80.6  
Close 83.23

**DISCLAIMER:** This report is for information purpose only and does not constitute an offer or solicitation to make an investment in Commodity Futures Contracts which carries risk. Any views, expressions or opinions expressed in this report are solely for providing information to readers. Figures appearing in the report are although taken from reliable sources as presented however, we are not taking any responsibility about its accuracy, completeness and any decision taken on the basis of such information.

For subscription and further information please contact us at:

UAN: +92-21-111-11-PMEX (7639) | Email: info@pmex.com.pk | Web: www.pmex.com.pk