

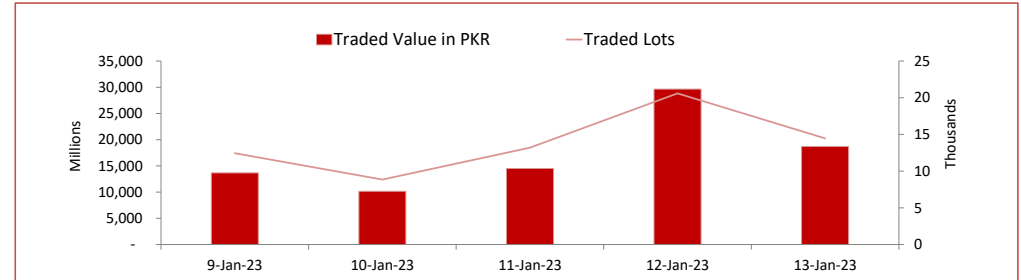
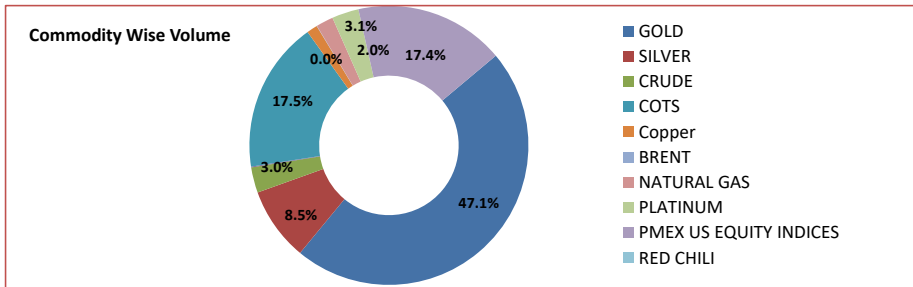
PMEX Daily Statistical Report

Monday, January 16, 2023



PMEX Market Overview

On Friday at PMEX the traded value of Metals, Energy, COTS/FX and indices was recorded at PKR 18.679 billion and the number of lots traded at 14,450. Major business was contributed by Gold amounting to 8.806 billion, followed by Currencies through COTS (PKR 3.277 billion), NSDQ 100 (PKR 1.895 billion), Silver (PKR 1.594 billion), DJ (PKR 959.376 million), Platinum (PKR 582.173 million), Crude Oil (PKR 552.551 million), SP 500 (PKR 392.821 million), Natural Gas (PKR 374.064 million), Copper (PKR 232.666 million), Brent (PKR 6.559 million) and Japan Equity (PKR 5.931 million). In Agricultural commodities, 18 lots of Cotton amounting to PKR 16.947 million were traded.

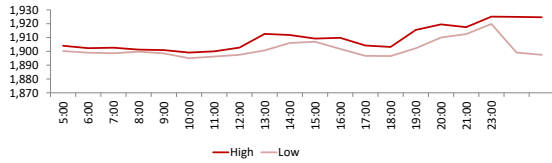


PMEX Price Return Summary

Statistics	Gold	Silver	Crude Oil	Copper	DJ	SP500	NSDQ	EURUSD	GBPUSD	JPYUSD
Return Close/Open %	↑ 1.22%	↑ 2.10%	↑ 2.27%	↑ 1.10%	↑ 0.35%	↑ 0.70%	↑ 0.70%	↓ -1.45%	↓ -0.18%	↑ 0.18%
Difference in Open and Close (\$)	23.2	0.503	1.78	0.05	121	80.25	80.25	-380.0000	-0.0019	0.0022
Range Day (Max- Min)/Open %	0.02	0.03	0.03	0.02	0.01	0.02	0.01	0.00	0.01	1.63
Difference in Maximum and Minimum (\$)	30.1	0.82	2.13	0.09	458	229.25	62.50	0.01	0.01	2.00
Average Return (1 Hour) %	0.16	0.43	0.72	0.56	0.21	0.34	0.27	0.16	0.14	0.12
Volatility (1 Hour) %	0.10	0.22	0.38	0.33	0.10	0.17	0.11	0.04	0.06	0.03
Return to Volatility Ratio (1 Hour)	1.673	1.968	1.899	1.717	2.190	1.964	2.480	3.518	2.540	4.815
Intraday Volatility %	0.44	0.99	1.74	1.49	0.45	0.79	0.50	0.21	0.26	0.12

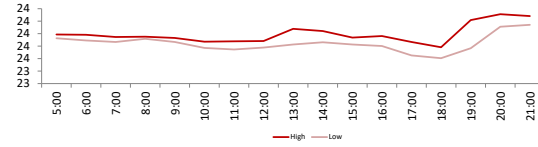
PMEX Hourly Price Movements

GOLD USD / t Oz



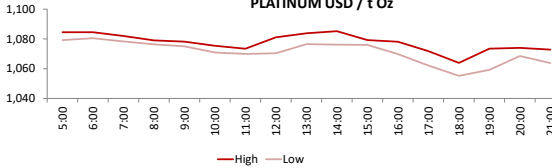
High 1925.1
Low 1895
Open 1900
Close 1923.2

SILVER USD / t Oz



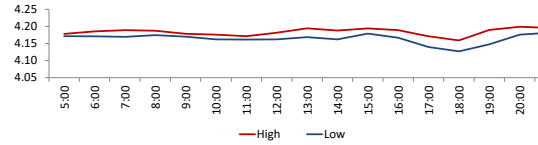
High 24.432
Low 23.607
Open 23.91
Close 24.413

PLATINUM USD / t Oz



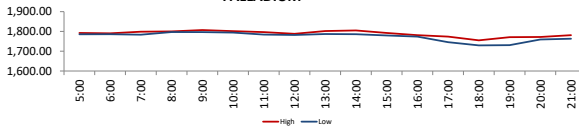
High 1085.2
Low 1055.2
Open 1078.8
Close 1074.6

COPPER USD per pound



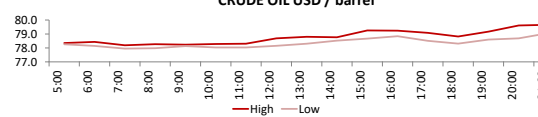
High 4.2205
Low 4.127
Open 4.1725
Close 4.2185

PALLADIUM



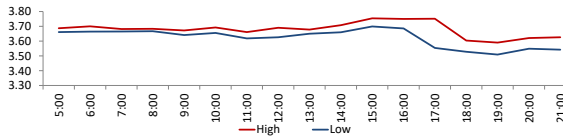
2245.5
2254.5
2241.5
2164

CRUDE OIL USD / barrel



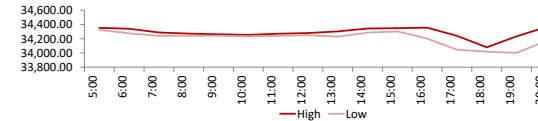
High 80.08
Low 77.95
Open 78.28
Close 80.06

NATURAL GAS USD/mmbtu



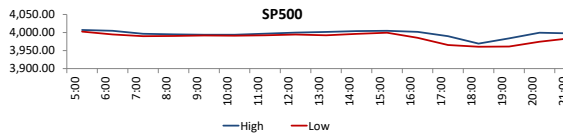
High 3.836
Low 3.385
Open 3.68
Close 3.48

DJ



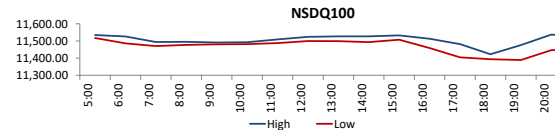
High 34459
Low 34001
Open 34307
Close 34428

SP500



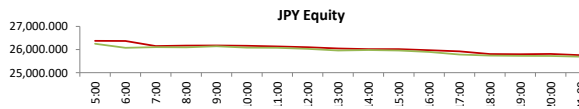
High 4023
Low 3960.5
Open 11522
Close 11602.25

NSDQ100



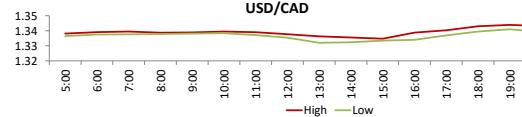
High 4023
Low 3960.5
Open 11522
Close 11602.25

JPY Equity

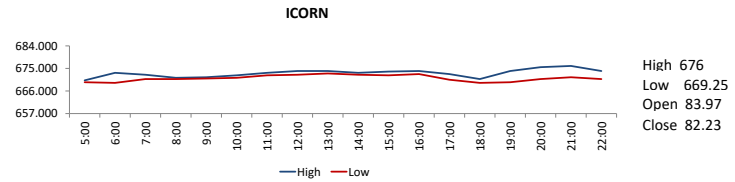
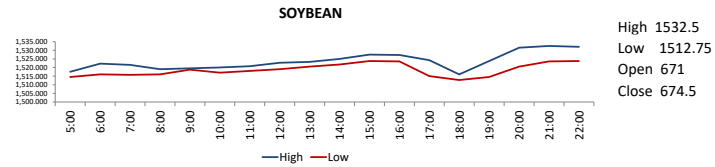
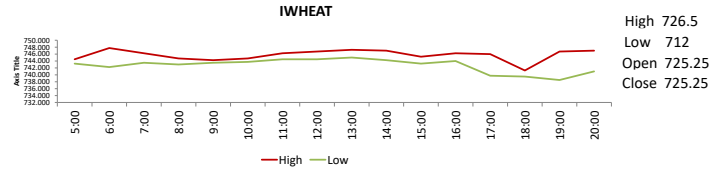
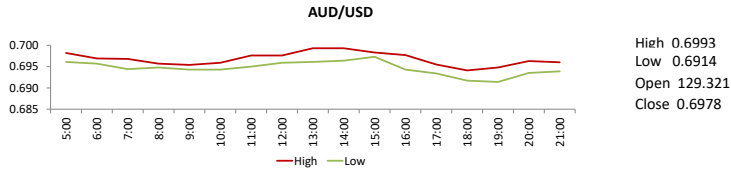
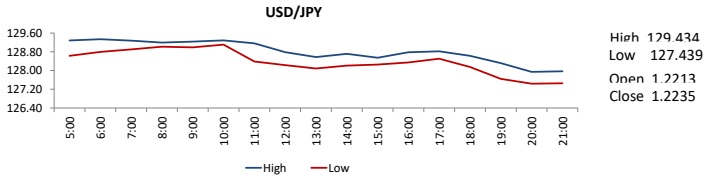
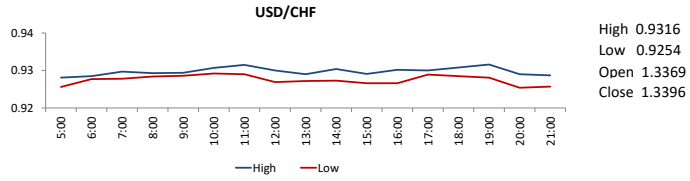
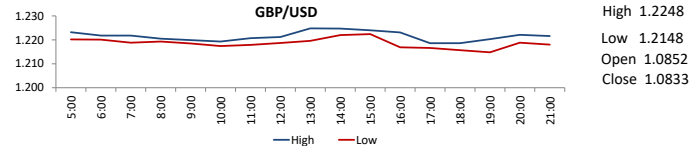
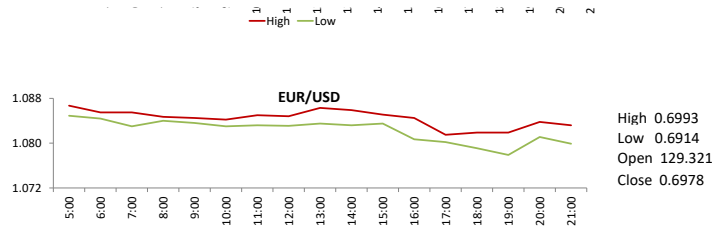


High 2259
Low 2261.5
Open 2263.5
Close 2253

USD/CAD



High 1.3439
Low 1.332
Open 1.3225
Close 1.325845



DISCLAIMER: This report is for information purpose only and does not constitute an offer or solicitation to make an investment in Commodity Futures Contracts which carries risk. Any views, expressions or opinions expressed in this report are solely for providing information to readers. Figures appearing in the report are although taken from reliable sources as presented however, we are not taking any responsibility about its accuracy, completeness and any decision taken on the basis of such information.

For subscription and further information please contact us at:

UAN: +92-21-111-11-PMEX (7639) | Email: info@pmex.com.pk | Web: www.pmex.com.pk