

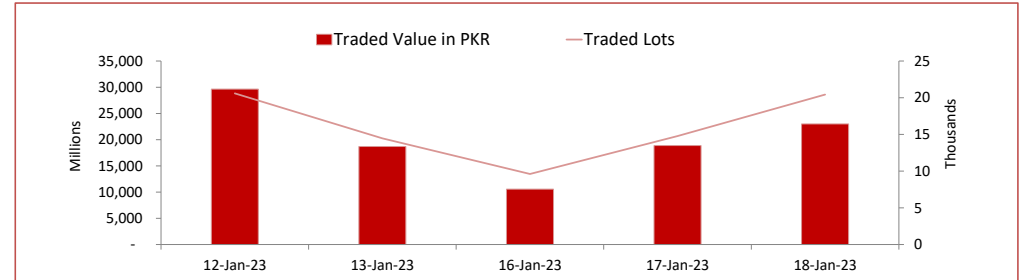
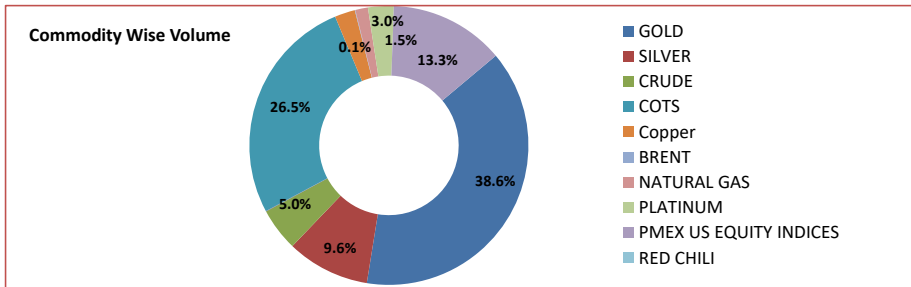
PMEX Daily Statistical Report

Thursday, January 19, 2023



PMEX Market Overview

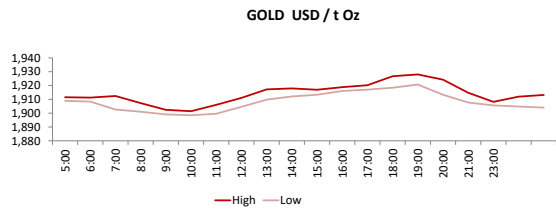
On Wednesday at PMEX the traded value of Metals, Energy, COTS/FX and indices was recorded at PKR 22.983 billion and the number of lots traded at 20,412. Major business was contributed by Gold amounting to 8.874 billion, followed by Currencies through COTS (PKR 6.083 billion), Silver (PKR 2.209 billion), NSDQ 100 (PKR 2.110 billion), Crude Oil (PKR 1.143 billion), Platinum (PKR 682.856 million), Copper (PKR 541.378 million), DJ (PKR 531.56 million), SP 500 (PKR 415.786 million), Natural Gas (PKR 336.877 million), Palladium (PKR 39.100 million) and Brent (PKR 14.237 million). In Agricultural Commodities, 11 lots of Cotton amounting to PKR 10.654 million were traded.



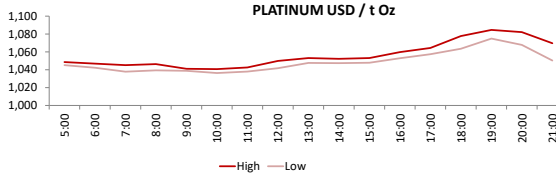
PMEX Price Return Summary

Statistics	Gold	Silver	Crude Oil	Copper	DJ	SP500	NSDQ	EURUSD	GBPUSD	JPYUSD
Return Close/Open %	↓ -0.25%	↓ -2.00%	↓ -2.33%	↓ -0.12%	↓ -1.85%	↓ -1.20%	↓ -1.20%	↑ 0.72%	↑ 0.06%	↑ 0.46%
Difference in Open and Close (\$)	-4.7	-0.482	-1.89	0.00	-629	-139.75	-139.75	190.0000	0.0007	0.0056
Range Day (Max- Min)/Open %	0.02	0.04	0.04	0.04	0.02	0.03	0.01	0.00	0.02	3.26
Difference in Maximum and Minimum (\$)	29.5	0.94	3.45	0.15	765	290.00	89.50	0.01	0.02	4.02
Average Return (1 Hour) %	0.16	0.43	0.72	0.56	0.21	0.34	0.27	0.16	0.14	0.12
Volatility (1 Hour) %	0.10	0.22	0.38	0.33	0.10	0.17	0.11	0.04	0.06	0.03
Return to Volatility Ratio (1 Hour)	1.673	1.968	1.899	1.717	2.190	1.964	2.480	3.518	2.540	4.815
Intraday Volatility %	0.44	0.99	1.74	1.49	0.45	0.79	0.50	0.21	0.26	0.12

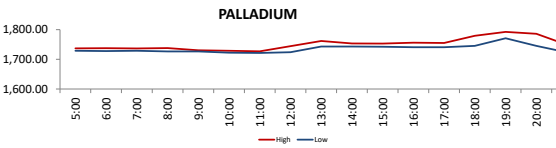
PMEX Hourly Price Movements



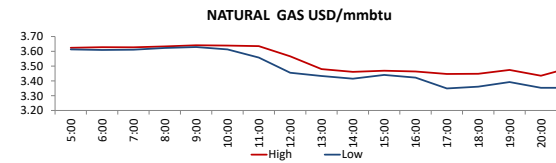
High 1928
Low 1898.5
Open 1911.2
Close 1906.5



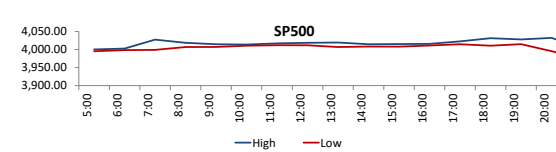
High 1084.6
Low 1036.3
Open 1047.1
Close 1045.6



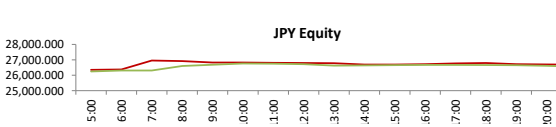
2245.5
2254.5
2241.5
2164



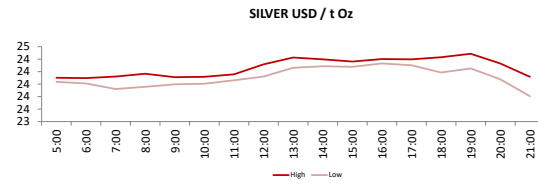
High 3.664
Low 3.277
Open 3.636
Close 3.282



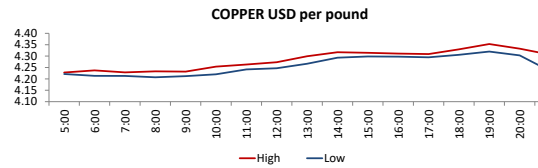
High 4032.25
Low 3942.75
Open 11623
Close 11483.25



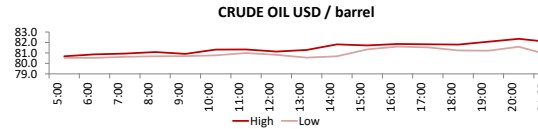
High 2259
Low 2261.5
Open 2263.5
Close 2253



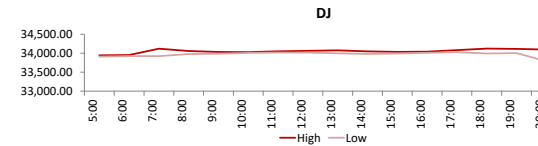
High 24.487
Low 23.542
Open 24.08
Close 23.598



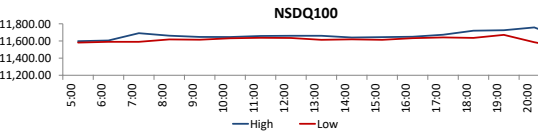
High 4.353
Low 4.2045
Open 4.2333
Close 4.2283



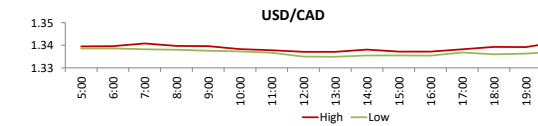
High 82.35
Low 78.9
Open 81.02
Close 79.13



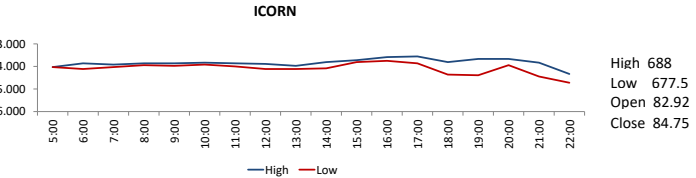
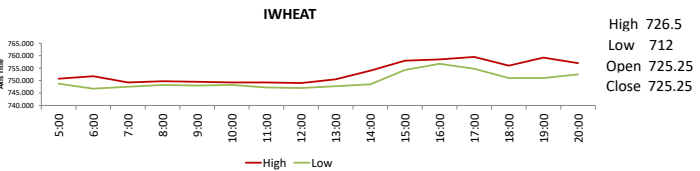
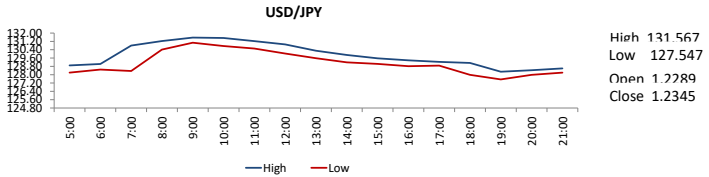
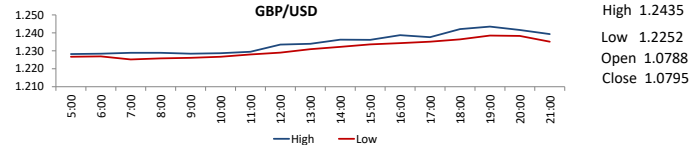
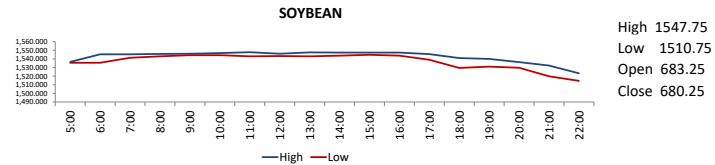
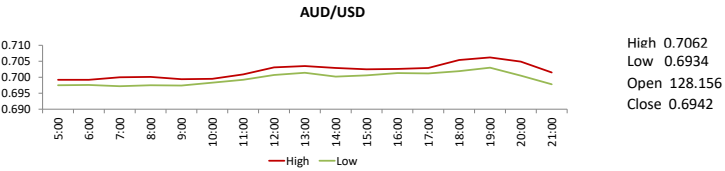
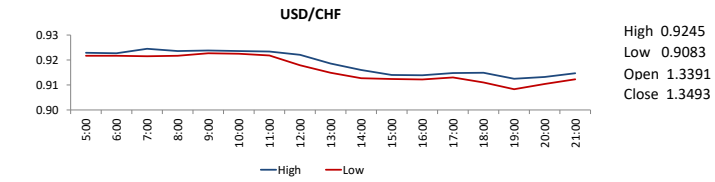
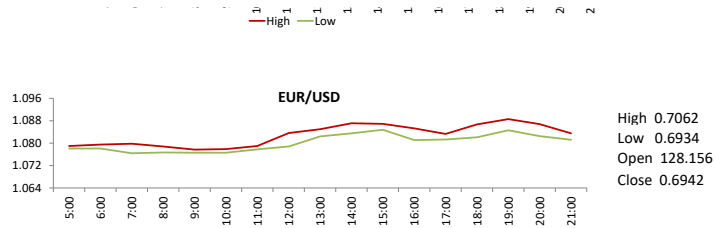
High 34126
Low 33361
Open 34004
Close 33375



High 4032.25
Low 3942.75
Open 11623
Close 11483.25



High 1.3499
Low 1.3349
Open 26315
Close 26505



DISCLAIMER: This report is for information purpose only and does not constitute an offer or solicitation to make an investment in Commodity Futures Contracts which carries risk. Any views, expressions or opinions expressed in this report are solely for providing information to readers. Figures appearing in the report are although taken from reliable sources as presented however, we are not taking any responsibility about its accuracy, completeness and any decision taken on the basis of such information.

For subscription and further information please contact us at:

UAN: +92-21-111-11-PMEX (7639) | Email: info@pmex.com.pk | Web: www.pmex.com.pk