

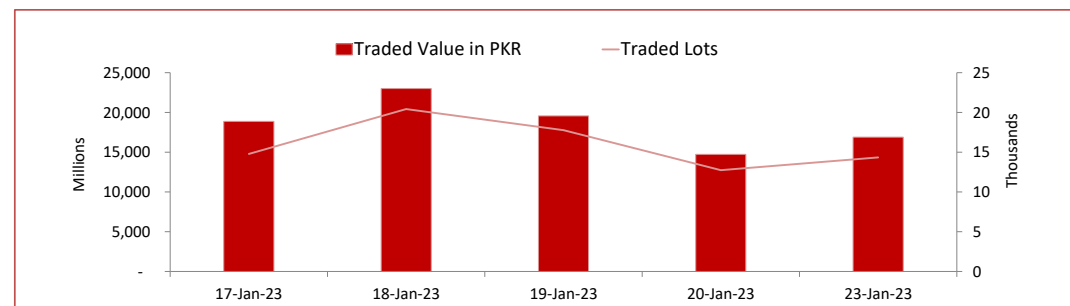
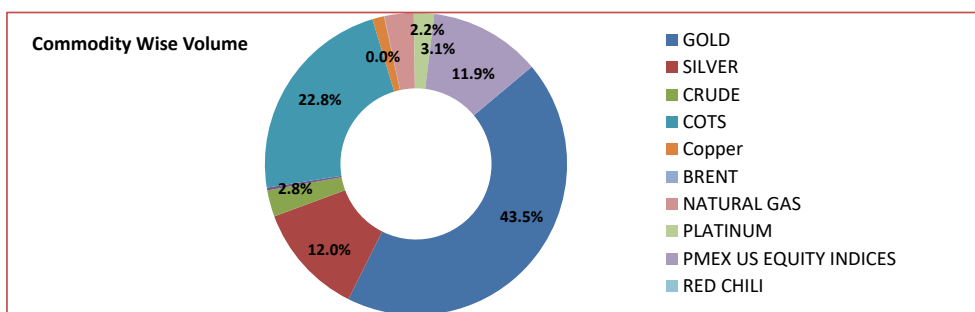
PMEX Daily Statistical Report

Tuesday, January 24, 2023



PMEX Market Overview

On Monday at PMEX the traded value of Metals, Energy, COTS/FX and indices was recorded at PKR 16.844 billion and the number of lots traded at 14,294. Major business was contributed by Gold amounting to PKR 7.348 billion, followed by Currencies through COTS (PKR 3.86 billion), Silver (PKR 2.024 billion), NSDQ100 (PKR 1.068 billion), DJ (PKR 825.378 million), Natural Gas (PKR 528.266 million), Crude (PKR 478.677 million), Platinum (PKR 366.839 million), Copper (PKR 212.121 million), SP500 (PKR 112.434 million), Japan Equity (PKR 12.480 million) and Brent (PKR 7.091 million). In Agricultural Commodities, 51 lots of Cotton amounting to PKR 51.235 million were traded.

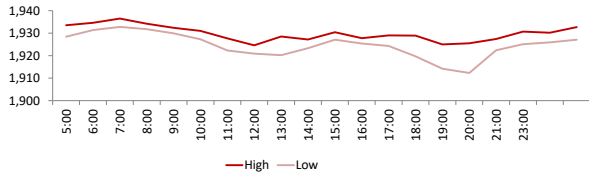


PMEX Price Return Summary

Statistics	Gold	Silver	Crude Oil	Copper	DJ	SP500	NSDQ	EURUSD	GBPUSD	JPYUSD
Return Close/Open %	↑ 0.23%	↓ -2.09%	⇒ 0.00%	↓ -0.47%	↑ 0.78%	↑ 2.20%	↑ 2.20%	↑ 1.00%	↑ 0.15%	↓ -0.16%
Difference in Open and Close (\$)	4.5	-0.504	0.00	-0.02	262	256.75	256.75	270.0000	0.0016	-0.0020
Range Day (Max- Min)/Open %	0.01	0.06	0.02	0.02	0.01	0.03	0.01	0.00	0.01	359.48
Difference in Maximum and Minimum (\$)	24.2	1.44	1.57	0.08	479	332.25	76.50	0.01	0.01	445.00
Average Return (1 Hour) %	0.16	0.43	0.72	0.56	0.21	0.34	0.27	0.16	0.14	0.12
Volatility (1 Hour) %	0.10	0.22	0.38	0.33	0.10	0.17	0.11	0.04	0.06	0.03
Return to Volatility Ratio (1 Hour)	1.673	1.968	1.899	1.717	2.190	1.964	2.480	3.518	2.540	4.815
Intraday Volatility %	0.44	0.99	1.74	1.49	0.45	0.79	0.50	0.21	0.26	0.12

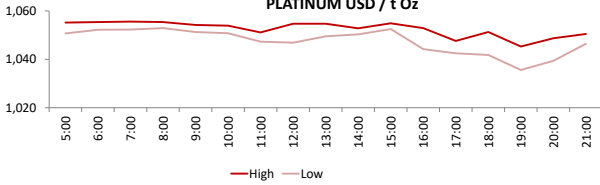
PMEX Hourly Price Movements

GOLD USD / t Oz



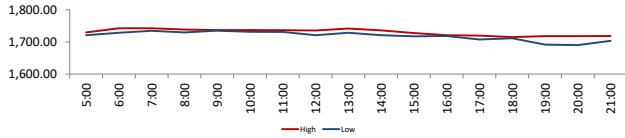
High 1936.5
Low 1912.3
Open 1927.5
Close 1932

PLATINUM USD / t Oz



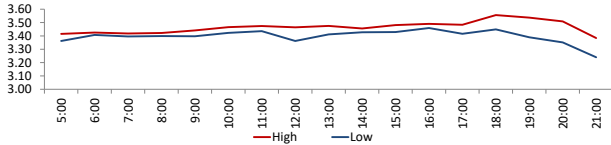
High 1059.1
Low 1035.6
Open 1051.1
Close 1058

PALLADIUM



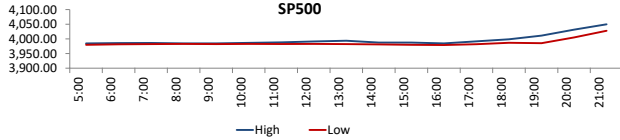
2245.5
2254.5
2241.5
2164

NATURAL GAS USD/mmbtu



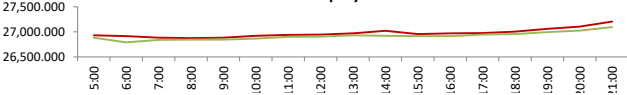
High 3.556
Low 3.24
Open 3.133
Close 3.441

SP500



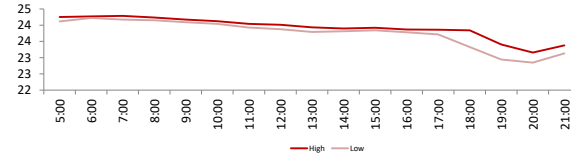
High 4055.5
Low 3979
Open 11677.25
Close 11934

JPY Equity



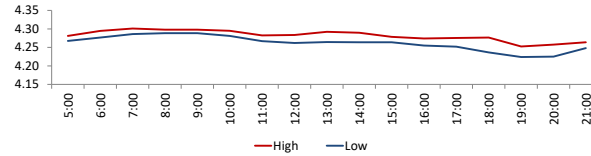
High 2259
Low 2261.5
Open 2263.5
Close 2253

SILVER USD / t Oz



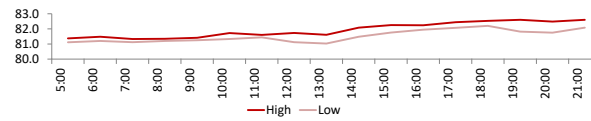
High 24.287
Low 22.847
Open 24.065
Close 23.561

COPPER USD per pound



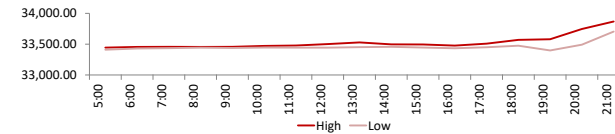
High 4.301
Low 4.224
Open 4.2788
Close 4.2588

CRUDE OIL USD / barrel



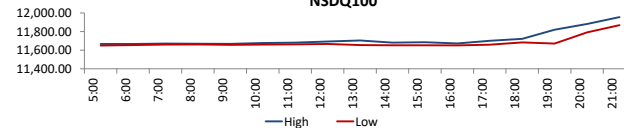
High 82.6
Low 81.03
Open 81.05
Close 81.05

DJ



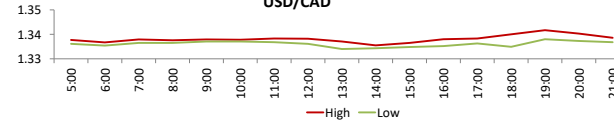
High 33877
Low 33398
Open 33471
Close 33733

NSDQ100



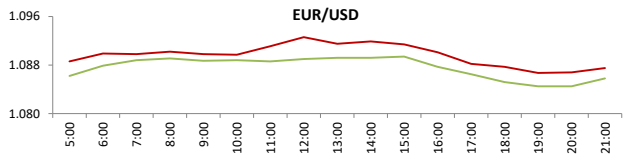
High 4055.5
Low 3979
Open 11677.25
Close 11934

USD/CAD

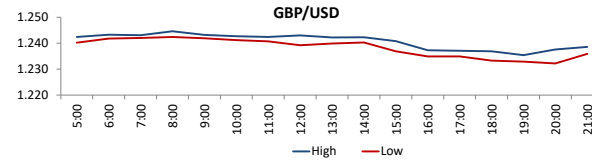


High 1.3417
Low 1.334
Open 26930
Close 27200

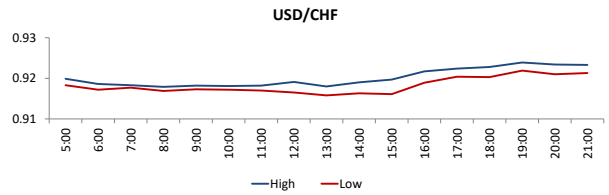
High Low



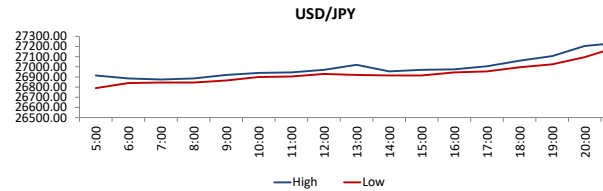
High 0.7039
Low 0.696
Open 129.582
Close 0.7029



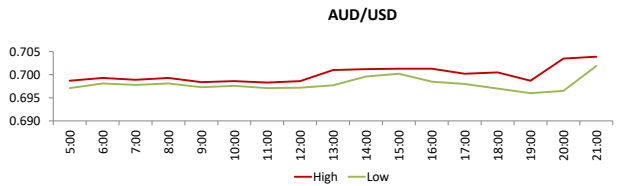
High 1.2446
Low 1.2322
Open 1.0856
Close 1.0872



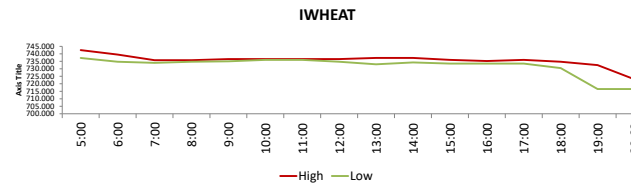
High 0.924
Low 0.9158
Open 1.3379
Close 1.3368



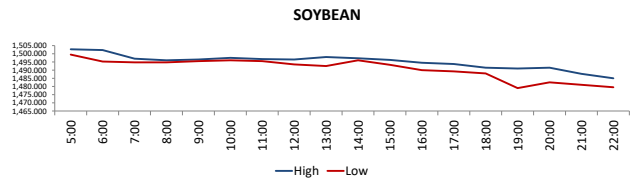
High 27235
Low 26790
Open 1.2399
Close 1.2379



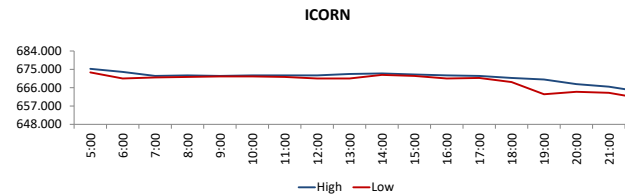
High 0.7039
Low 0.696
Open 129.582
Close 0.7029



High 726.5
Low 712
Open 725.25
Close 725.25



High 1503.25
Low 1479
Open 676.75
Close 666.5



High 675.25
Low 660.75
Open 86.59
Close 87.6

DISCLAIMER: This report is for information purpose only and does not constitute an offer or solicitation to make an investment in Commodity Futures Contracts which carries risk. Any views, expressions or opinions expressed in this report are solely for providing information to readers. Figures appearing in the report are although taken from reliable sources as presented however, we are not taking any responsibility about its accuracy, completeness and any decision taken on the basis of such information.

For subscription and further information please contact us at:

UAN: +92-21-111-11-PMEX (7639) | Email: info@pmex.com.pk | Web: www.pmex.com.pk