

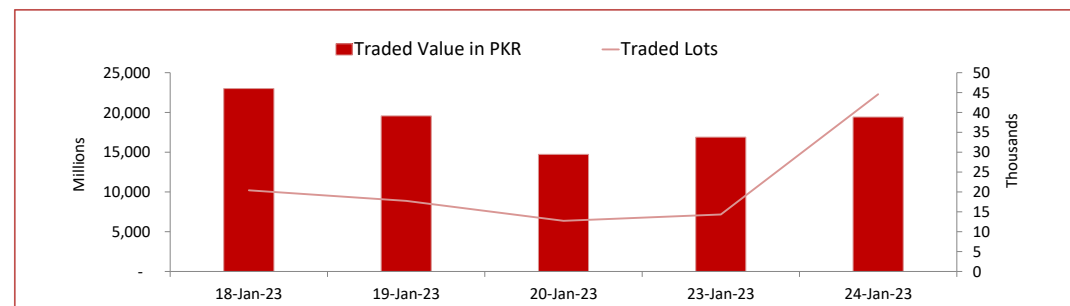
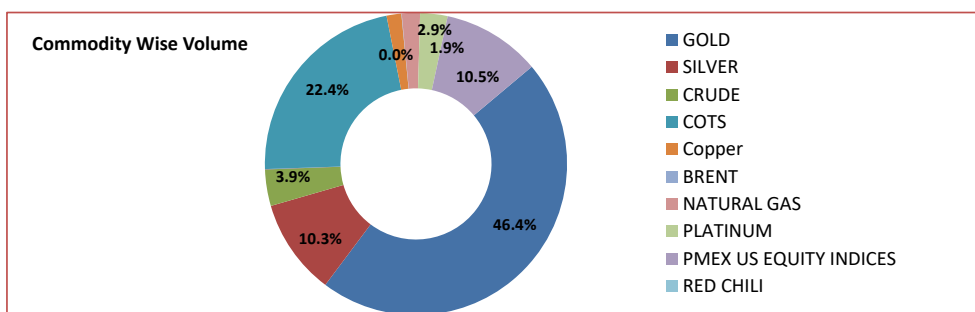
PMEX Daily Statistical Report

Wednesday, January 25, 2023



PMEX Market Overview

On Tuesday at PMEX the traded value of Metals, Energy, COTS/FX and indices was recorded at PKR 19.405 billion and the number of lots traded at 15,971. Major business was contributed by Gold amounting to PKR 8.999 billion, followed by Currencies through COTS (PKR 4.352 billion), Silver (PKR 1.995 billion), NSDQ100 (PKR 1.063 billion), DJ (PKR 846.362 million), Crude (PKR 756.110 million), Platinum (PKR 569.585 million), Natural Gas (PKR 377.194 million), Copper (PKR 306.020 million), SP500 (PKR 120.350 million), Japan Equity 225 / USD (PKR 12.552 million) and Brent (PKR 8.470 million). In Agricultural Commodities, 8 lots of Cotton amounting to PKR 7.975 million were traded.

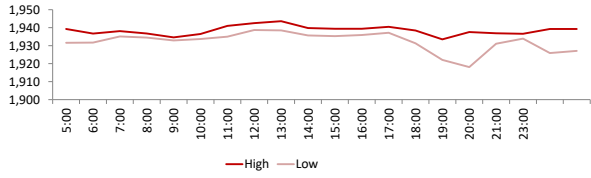


PMEX Price Return Summary

Statistics	Gold	Silver	Crude Oil	Copper	DJ	SP500	NSDQ	EURUSD	GBPUSD	JPYUSD
Return Close/Open %	↑ 0.34%	↑ 0.94%	⇒ 0.00%	↑ 0.10%	↑ 0.33%	↑ 0.31%	↑ 0.31%	↑ 0.17%	↑ 0.16%	↓ -0.32%
Difference in Open and Close (\$)	6.6	0.222	0.00	0.00	110	37.50	37.50	45.0000	0.0017	-0.0039
Range Day (Max- Min)/Open %	0.01	0.02	0.02	0.02	0.01	0.02	0.00	0.00	0.01	1.13
Difference in Maximum and Minimum (\$)	25.5	0.54	1.39	0.07	428	197.25	44.75	0.01	0.02	1.39
Average Return (1 Hour) %	0.16	0.43	0.72	0.56	0.21	0.34	0.27	0.16	0.14	0.12
Volatility (1 Hour) %	0.10	0.22	0.38	0.33	0.10	0.17	0.11	0.04	0.06	0.03
Return to Volatility Ratio (1 Hour)	1.673	1.968	1.899	1.717	2.190	1.964	2.480	3.518	2.540	4.815
Intraday Volatility %	0.44	0.99	1.74	1.49	0.45	0.79	0.50	0.21	0.26	0.12

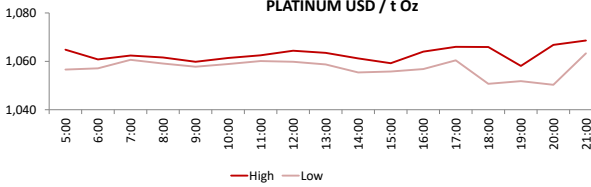
PMEX Hourly Price Movements

GOLD USD / t Oz



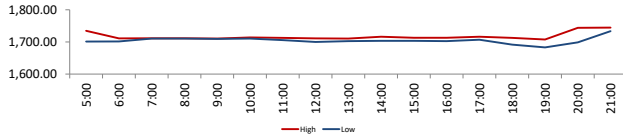
High 1943.6
Low 1918.1
Open 1932
Close 1938.6

PLATINUM USD / t Oz



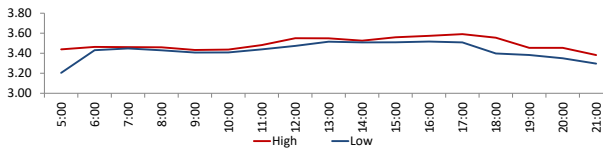
High 1068.6
Low 1050.3
Open 1058
Close 1067

PALLADIUM



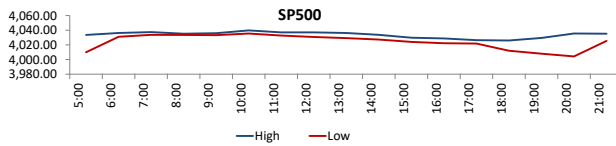
2245.5
2254.5
2241.5
2164

NATURAL GAS USD/mmbtu



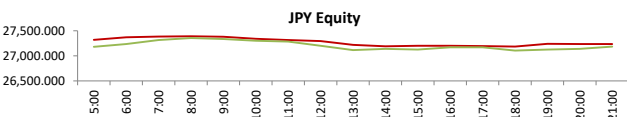
High 3.591
Low 3.204
Open 3.441
Close 3.246

SP500



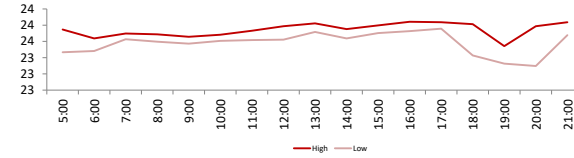
High 4049
Low 4004.25
Open 11934
Close 11971.5

JPY Equity



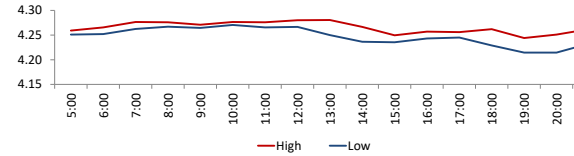
High 2259
Low 2261.5
Open 2263.5
Close 2253

SILVER USD / t Oz



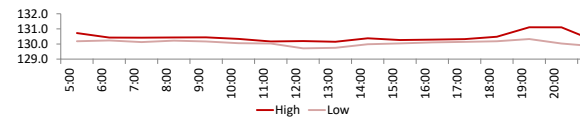
High 23.842
Low 23.297
Open 23.561
Close 23.783

COPPER USD per pound



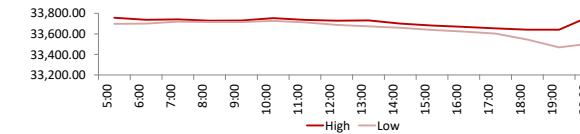
High 4.2805
Low 4.2145
Open 4.2588
Close 4.263

CRUDE OIL USD / barrel



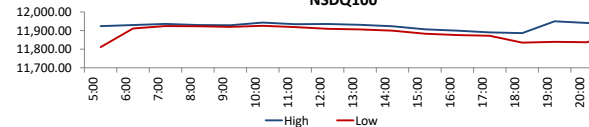
High 131.106
Low 129.712
Open 81.05
Close 81.05

DJ



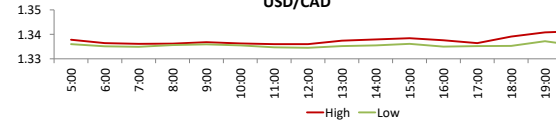
High 33897
Low 33469
Open 33733
Close 33843

NSDQ100



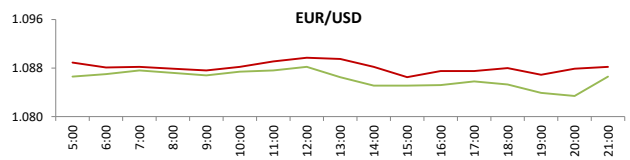
High 4049
Low 4004.25
Open 11934
Close 11971.5

USD/CAD

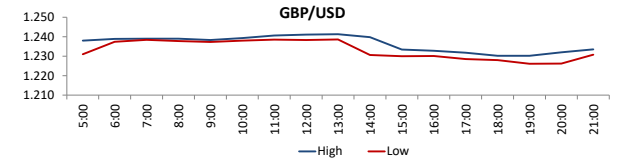


High 1.3413
Low 1.3345
Open 27200
Close 27245

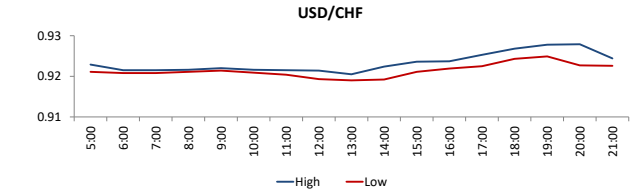
High Low



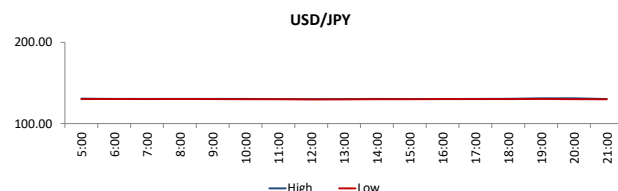
High 0.7084
Low 0.6992
Open 130.668
Close 0.7046



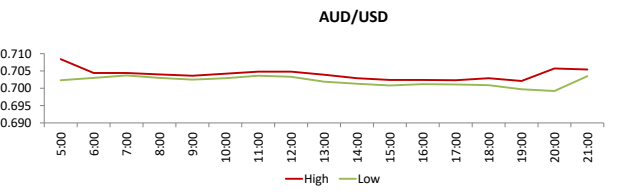
High 1.2413
Low 1.2261
Open 1.0872
Close 1.0889



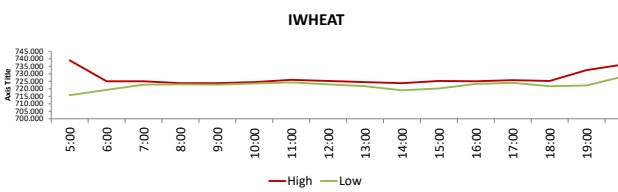
High 0.9279
Low 0.919
Open 1.3368
Close 1.3368



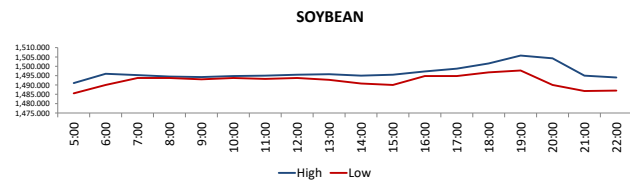
High 131.106
Low 129.712
Open 1.2379
Close 1.234



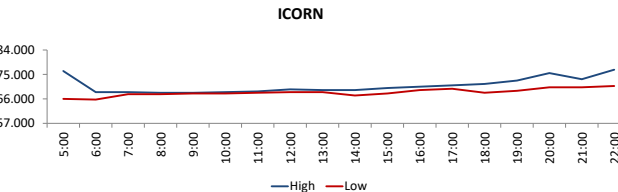
High 0.7084
Low 0.6992
Open 130.668
Close 0.7046



High 726.5
Low 712
Open 725.25
Close 725.25



High 1505.75
Low 1485.5
Open 666.5
Close 677



High 676.75
Low 665.75
Open 87.6
Close 86.17

DISCLAIMER: This report is for information purpose only and does not constitute an offer or solicitation to make an investment in Commodity Futures Contracts which carries risk. Any views, expressions or opinions expressed in this report are solely for providing information to readers. Figures appearing in the report are although taken from reliable sources as presented however, we are not taking any responsibility about its accuracy, completeness and any decision taken on the basis of such information.

For subscription and further information please contact us at:
UAN: +92-21-111-11-PMEX (7639) | Email: info@pmex.com.pk | Web: www.pmex.com.pk