

PMEX Daily Statistical Report

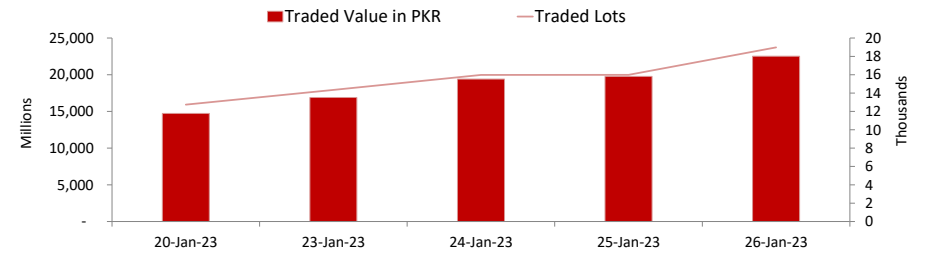
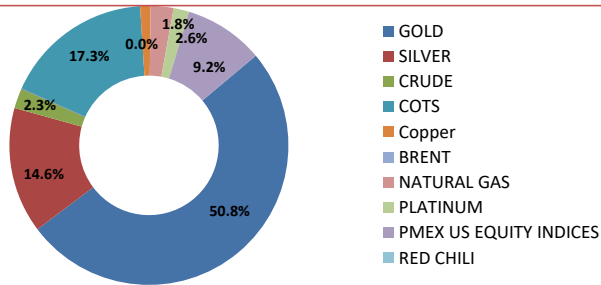
Friday, January 27, 2023



PMEX Market Overview

On Thursday at PMEX the traded value of Metals, Energy, COTS/FX and indices was recorded at PKR 22.511 billion and the number of lots traded at 18,966. Major business was contributed by Gold amounting to PKR 11.451 billion, followed by Currencies through COTS (PKR 3.896 billion), Silver (PKR 3.288 billion), NSDQ100 (PKR 1.653 billion), Natural Gas (PKR 594.577 million), Crude (PKR 519.276 million), Platinum (PKR 404.984 million), Copper (PKR 271.208 million), DJ (PKR 242.429 million), SP500 (PKR 187.874 million) and Brent (PKR 2.800 million). In Agricultural Commodities, 13 lots of Cotton amounting to PKR 13.169 million were traded.

Commodity Wise Volume

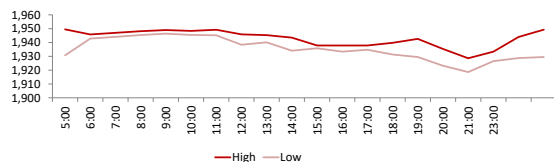


PMEX Price Return Summary

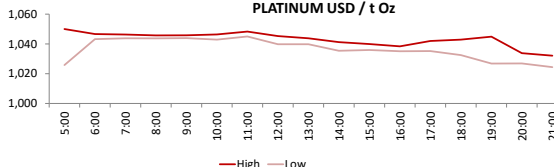
Statistics	Gold	Silver	Crude Oil	Copper	DJ	SP500	NSDQ	EURUSD	GBPUSD	JPYUSD
Return Close/Open %	↓ -0.92%	↓ -0.03%	↔ 0.00%	↑ 0.47%	↑ 0.62%	↑ 1.54%	↑ 1.54%	↑ 0.29%	↓ -0.22%	↑ 0.06%
Difference in Open and Close (\$)	-17.9	-0.008	0.00	0.02	208	182.75	182.75	80.0000	-0.0024	0.0008
Range Day (Max- Min)/Open %	0.02	0.03	0.03	0.01	0.01	0.03	0.01	0.00	0.01	1.29
Difference in Maximum and Minimum (\$)	30.9	0.73	2.20	0.06	340	306.25	61.50	0.01	0.01	1.60
Average Return (1 Hour) %	0.16	0.43	0.72	0.56	0.21	0.34	0.27	0.16	0.14	0.12
Volatility (1 Hour) %	0.10	0.22	0.38	0.33	0.10	0.17	0.11	0.04	0.06	0.03
Return to Volatility Ratio (1 Hour)	1.673	1.968	1.899	1.717	2.190	1.964	2.480	3.518	2.540	4.815
Intraday Volatility %	0.44	0.99	1.74	1.49	0.45	0.79	0.50	0.21	0.26	0.12

PMEX Hourly Price Movements

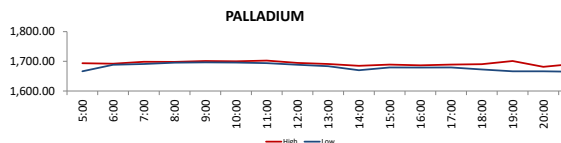
GOLD USD / t Oz



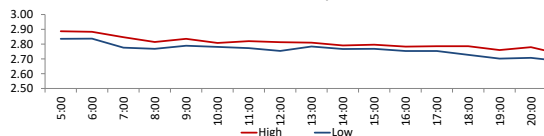
PLATINUM USD / t Oz



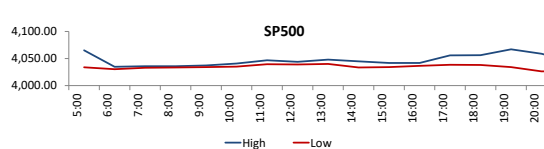
PALLADIUM



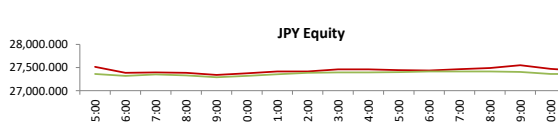
NATURAL GAS USD/mmbtu



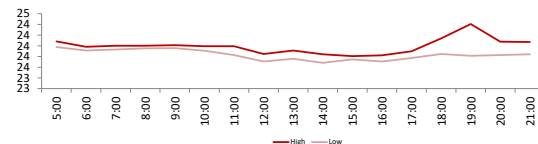
SP500



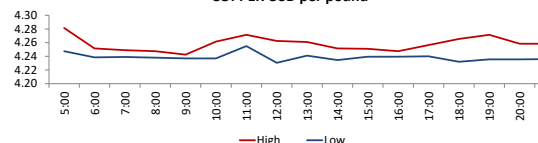
JPY Equity



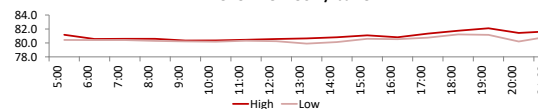
SILVER USD / t Oz



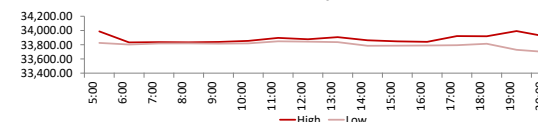
COPPER USD per pound



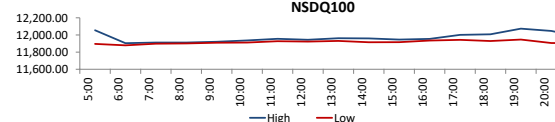
CRUDE OIL USD / barrel



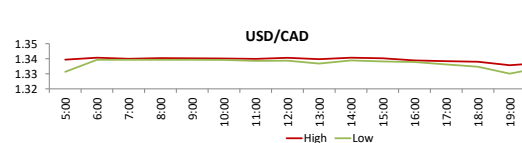
DJ

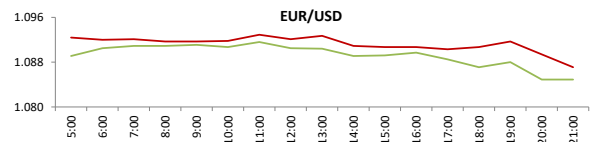
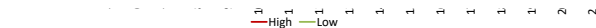


NSDQ100

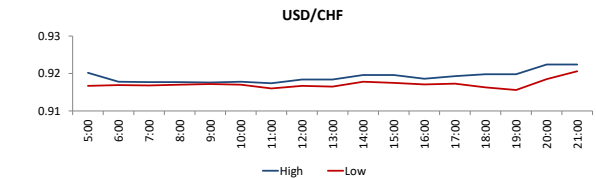


USD/CAD

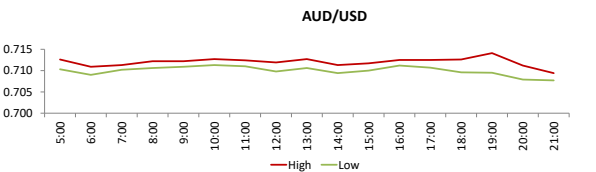




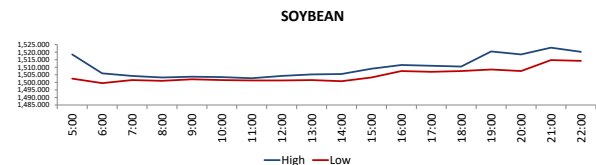
High 0.7141
Low 0.7077
Open 129.577
Close 0.7115



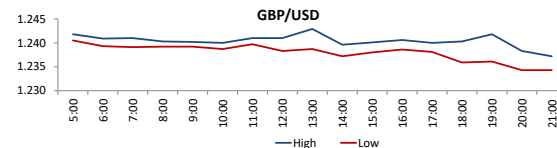
High 0.9224
Low 0.9156
Open 1.3392
Close 1.3322



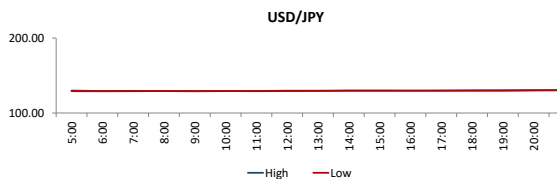
High 0.7141
Low 0.7077
Open 129.577
Close 0.7115



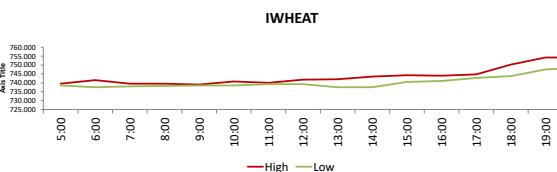
High 1524
Low 1499.5
Open 676.25
Close 683.75



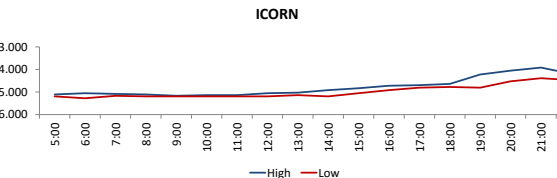
High 1.2429
Low 1.2343
Open 1.0916
Close 1.0892



High 130.607
Low 129.003
Open 1.2404
Close 1.2412



High 726.5
Low 712
Open 725.25
Close 725.25



High 684.75
Low 672.5
Open 86.93
Close 87.78

DISCLAIMER: This report is for information purpose only and does not constitute an offer or solicitation to make an investment in Commodity Futures Contracts which carries risk. Any views, expressions or opinions expressed in this report are solely for providing information to readers. Figures appearing in the report are although taken from reliable sources as presented however, we are not taking any responsibility about its accuracy, completeness and any decision taken on the basis of such information.

For subscription and further information please contact us at:

UAN: +92-21-111-11-PMEX (7639) | Email: info@pmex.com.pk | Web: www.pmex.com.pk