

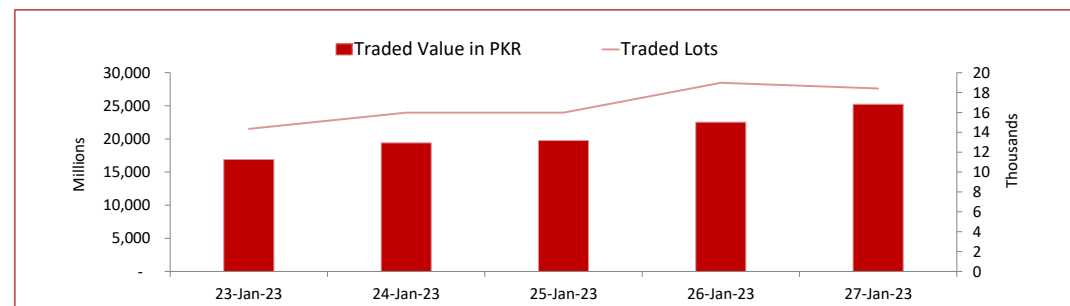
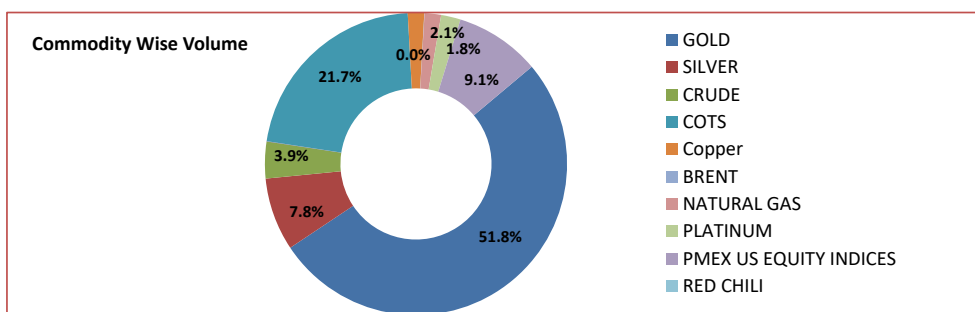
PMEX Daily Statistical Report

Monday, January 30, 2023



PMEX Market Overview

On Friday, at PMEX the traded value of Metals, Energy, COTS/FX and indices was recorded at PKR 25.226 billion and the number of lots traded at 18,402. Major business was contributed by Gold amounting to 13.018 billion, followed by Currencies through COTS (PKR 5.462 billion), Silver (PKR 1.963 billion), NSDQ 100 (PKR 1.354 billion), Crude Oil (PKR 986.572 million), DJ (PKR 783.052 million), Platinum (PKR 525.682 million), Natural Gas (PKR 442.770 million), Copper (PKR 440.742 million), SP500 (PKR 158.395 million), Palladium (PKR 82.925 million) and Brent (PKR 7.788 million). In Agricultural Commodities, 8 lots of Cotton amounting to PKR 8.878 million were traded.

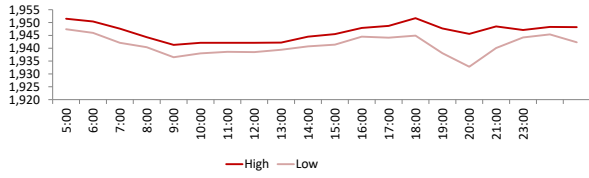


PMEX Price Return Summary

Statistics	Gold	Silver	Crude Oil	Copper	DJ	SP500	NSDQ	EURUSD	GBPUSD	JPYUSD
Return Close/Open %	↓ -0.07%	↓ -1.27%	⇒ 0.00%	↓ -1.27%	↑ 0.13%	↑ 1.35%	↑ 1.35%	↓ -0.09%	↓ -0.02%	↓ -0.31%
Difference in Open and Close (\$)	-1.4	-0.305	0.00	-0.05	44	163.25	163.25	-25.0000	-0.0002	-0.0038
Range Day (Max- Min)/Open %	0.01	0.03	0.04	0.01	0.01	0.02	0.00	0.00	0.01	0.64
Difference in Maximum and Minimum (\$)	18.9	0.73	3.43	0.06	362	293.75	56.50	0.01	0.01	0.79
Average Return (1 Hour) %	0.16	0.43	0.72	0.56	0.21	0.34	0.27	0.16	0.14	0.12
Volatility (1 Hour) %	0.10	0.22	0.38	0.33	0.10	0.17	0.11	0.04	0.06	0.03
Return to Volatility Ratio (1 Hour)	1.673	1.968	1.899	1.717	2.190	1.964	2.480	3.518	2.540	4.815
Intraday Volatility %	0.44	0.99	1.74	1.49	0.45	0.79	0.50	0.21	0.26	0.12

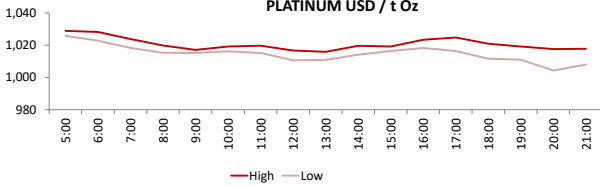
PMEX Hourly Price Movements

GOLD USD / t Oz



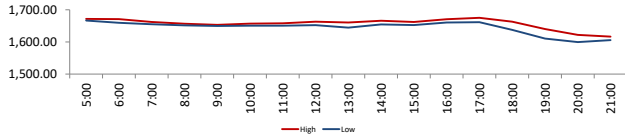
High 1951.7
Low 1932.8
Open 1929.7
Close 1928.3

PLATINUM USD / t Oz



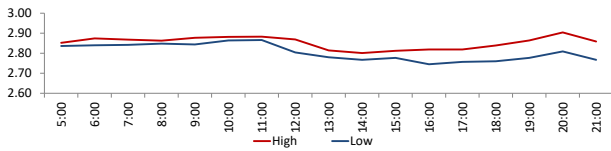
High 1028.9
Low 1004.3
Open 1025.5
Close 1018.9

PALLADIUM



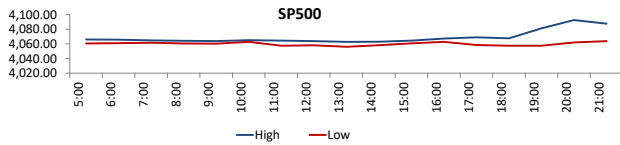
2245.5
2254.5
2241.5
2164

NATURAL GAS USD/mmbtu



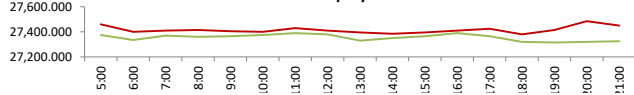
High 2.904
Low 2.745
Open 2.853
Close 2.856

SP500



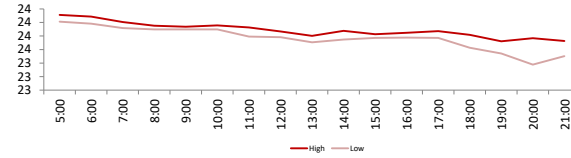
High 4108
Low 4051.5
Open 12058
Close 12221.25

JPY Equity



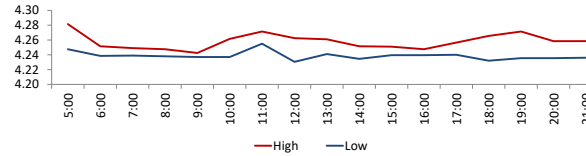
High 2259
Low 2261.5
Open 2263.5
Close 2253

SILVER USD / t Oz



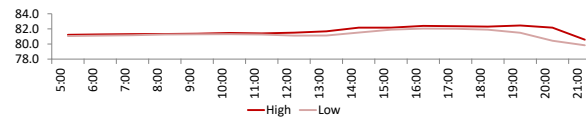
High 24.112
Low 23.377
Open 24.025
Close 23.72

COPPER USD per pound



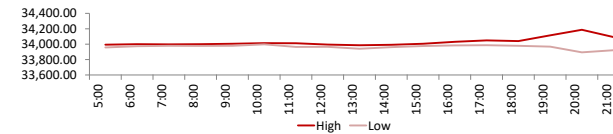
High 4.287
Low 4.2305
Open 4.283
Close 4.2288

CRUDE OIL USD / barrel



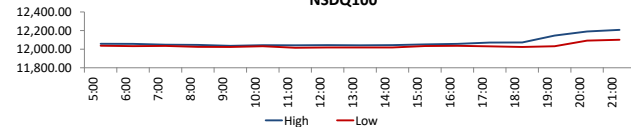
High 82.45
Low 79.02
Open 81.05
Close 81.05

DJ



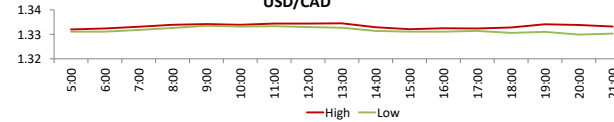
High 34237
Low 33875
Open 34003
Close 34047

NSDQ100

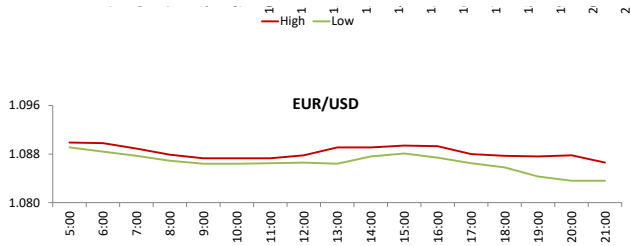


High 4108
Low 4051.5
Open 12058
Close 12221.25

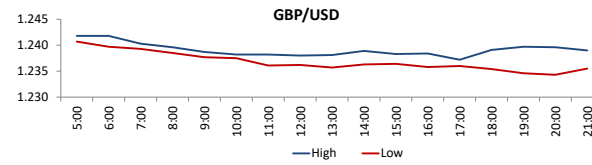
USD/CAD



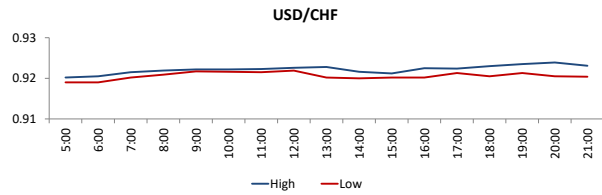
High 1.3345
Low 1.3299
Open 1.27515
Close 1.27490



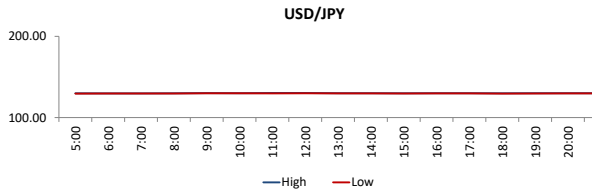
High 0.7129
Low 0.7081
Open 130.223
Close 0.7113



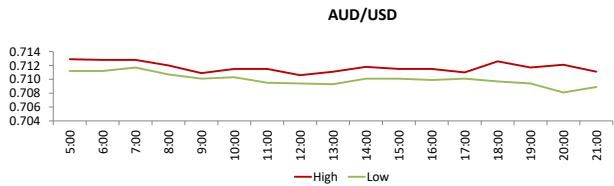
High 1.2418
Low 1.2343
Open 1.0892
Close 1.089



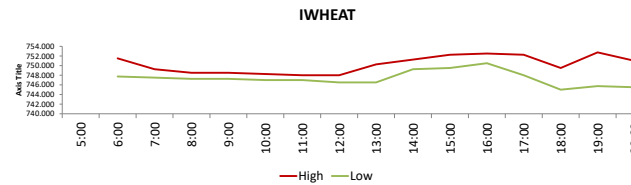
High 0.9239
Low 0.919
Open 1.3322
Close 1.3318



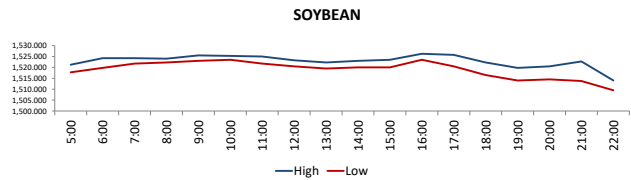
High 130.267
Low 129.478
Open 1.2412
Close 1.2374



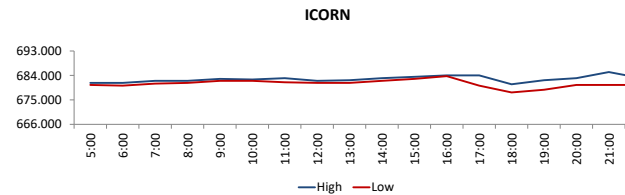
High 0.7129
Low 0.7081
Open 130.223
Close 0.7113



High 726.5
Low 712
Open 725.25
Close 725.25



High 1526.25
Low 1508.25
Open 683.75
Close 683.25



High 685.25
Low 677.75
Open 87.78
Close 86.39

DISCLAIMER: This report is for information purpose only and does not constitute an offer or solicitation to make an investment in Commodity Futures Contracts which carries risk. Any views, expressions or opinions expressed in this report are solely for providing information to readers. Figures appearing in the report are although taken from reliable sources as presented however, we are not taking any responsibility about its accuracy, completeness and any decision taken on the basis of such information.

For subscription and further information please contact us at:

UAN: +92-21-111-11-PMEX (7639) | Email: info@pmex.com.pk | Web: www.pmex.com.pk