

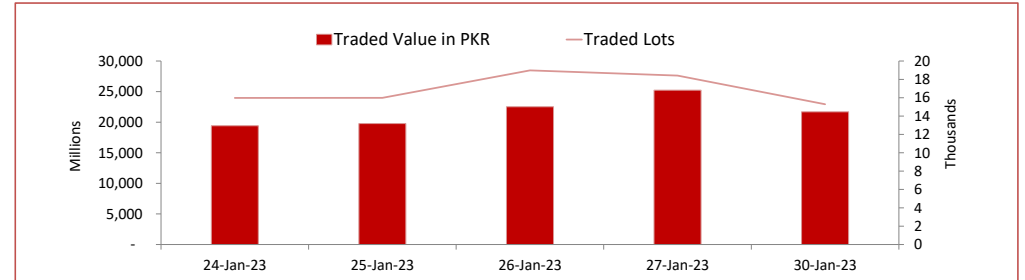
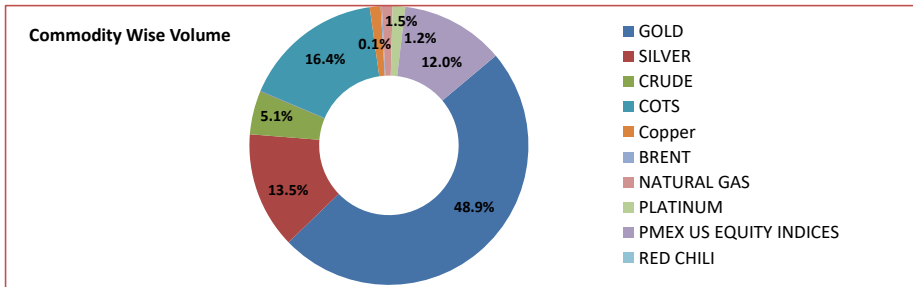
# PMEX Daily Statistical Report

Tuesday, January 31, 2023



## PMEX Market Overview

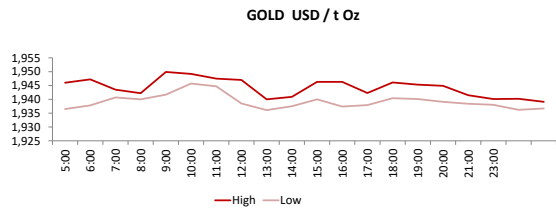
On Monday, at PMEX the traded value of Metals, Energy, COTS/FX and indices was recorded at PKR 21.672 billion and the number of lots traded at 15,278. Major business was contributed by Gold amounting to 10.558 billion, followed by Currencies through COTS (PKR 3.544 billion), Silver (PKR 2.915 billion), NSDQ 100 (PKR 1.500 billion), Crude Oil (PKR 1.091 billion), DJ (PKR 802.319 million), Platinum (PKR 315.900 million), SP500 (PKR 288.879 million), Copper (PKR 271.092 million), Natural Gas (PKR 265.061 million), Palladium (PKR 85.817 million) and Brent (PKR 32.182 million). In Agricultural Commodities, 11 lots of Cotton amounting to PKR 12.353 million were traded.



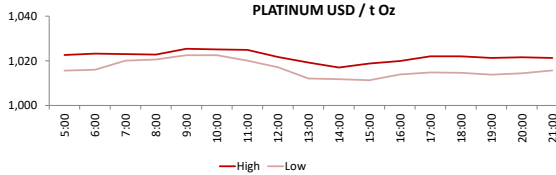
## PMEX Price Return Summary

Statistics	Gold	Silver	Crude Oil	Copper	DJ	SP500	NSDQ	EURUSD	GBPUSD	JPYUSD
Return Close/Open %	↑ 0.55%	↓ -0.11%	⇒ 0.00%	↓ -1.08%	↓ -0.71%	↓ -1.90%	↓ -1.90%	↓ -0.15%	↓ -0.35%	↓ -0.19%
Difference in Open and Close (\$)	10.7	-0.027	0.00	-0.05	-241	-232.25	-232.25	-40.0000	-0.0038	-0.0023
Range Day (Max- Min)/Open %	0.01	0.01	0.03	0.02	0.01	0.02	0.00	0.00	0.01	1.11
Difference in Maximum and Minimum (\$)	13.8	0.29	2.82	0.08	362	290.25	56.00	0.01	0.01	1.38
Average Return (1 Hour) %	0.16	0.43	0.72	0.56	0.21	0.34	0.27	0.16	0.14	0.12
Volatility (1 Hour) %	0.10	0.22	0.38	0.33	0.10	0.17	0.11	0.04	0.06	0.03
Return to Volatility Ratio (1 Hour)	1.673	1.968	1.899	1.717	2.190	1.964	2.480	3.518	2.540	4.815
Intraday Volatility %	0.44	0.99	1.74	1.49	0.45	0.79	0.50	0.21	0.26	0.12

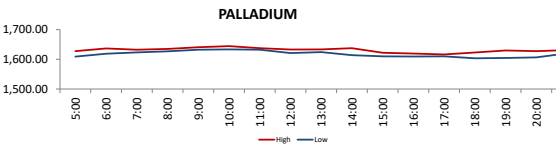
**PMEX Hourly Price Movements**



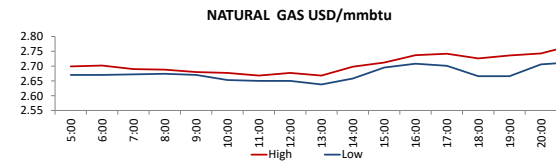
High 1949.9  
Low 1936.1  
Open 1928.3  
Close 1939



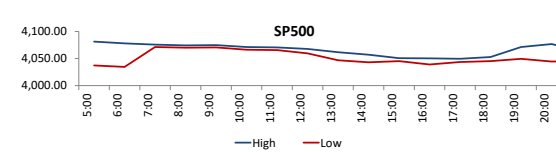
High 1025.4  
Low 1011.3  
Open 1018.9  
Close 1017.5



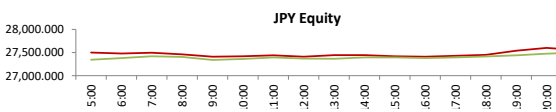
2245.5  
2254.5  
2241.5  
2164



High 2.77  
Low 2.613  
Open 2.856  
Close 2.688



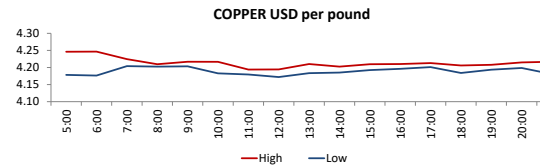
High 4084.5  
Low 4028.5  
Open 12221.25  
Close 11989



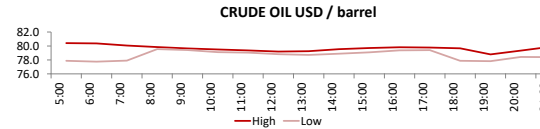
High 2259  
Low 2261.5  
Open 2263.5  
Close 2253



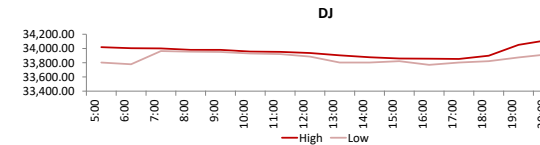
High 23.907  
Low 23.622  
Open 23.72  
Close 23.693



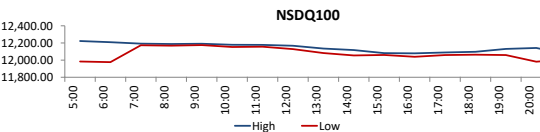
High 4.2465  
Low 4.1665  
Open 4.2288  
Close 4.1833



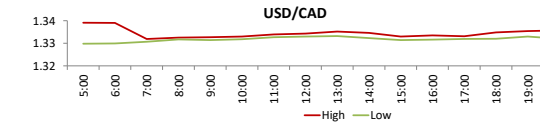
High 80.46  
Low 77.64  
Open 81.05  
Close 81.05



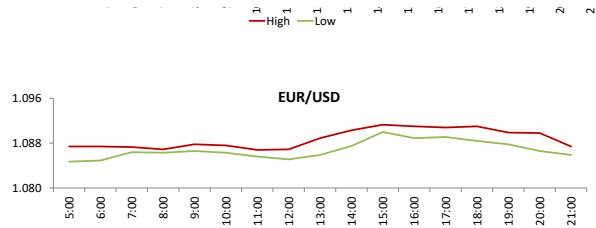
High 34119  
Low 33757  
Open 34047  
Close 33806



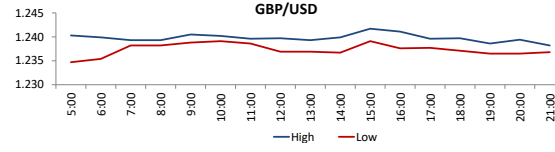
High 4084.5  
Low 4028.5  
Open 12221.25  
Close 11989



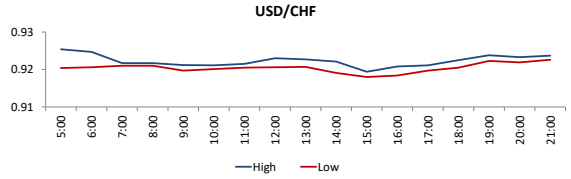
High 1.3391  
Low 1.3298  
Open 27490  
Close 27450



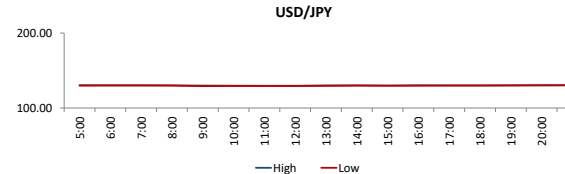
High 0.7119  
 Low 0.7036  
 Open 129.826  
 Close 0.7061



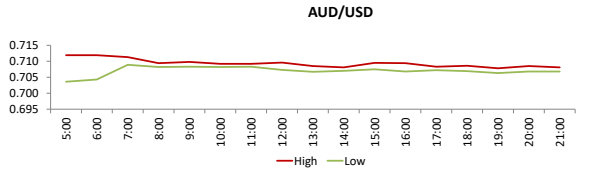
High 1.2417  
 Low 1.2335  
 Open 1.089  
 Close 1.0852



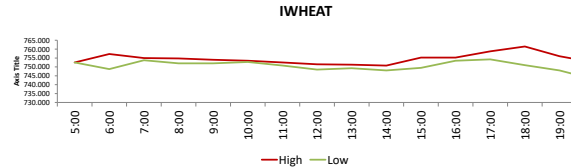
High 0.9255  
 Low 0.918  
 Open 1.3318  
 Close 1.3386



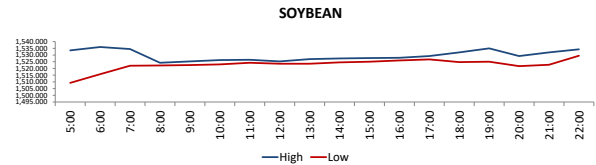
High 130.559  
 Low 129.184  
 Open 1.2374  
 Close 1.2351



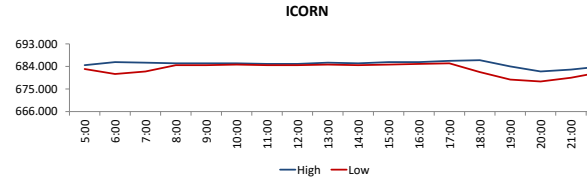
High 0.7119  
 Low 0.7036  
 Open 129.826  
 Close 0.7061



High 726.5  
 Low 712  
 Open 725.25  
 Close 725.25



High 1537.25  
 Low 1508.5  
 Open 683.25  
 Close 684.5



High 686.5  
 Low 678  
 Open 86.39  
 Close 85.06

**DISCLAIMER:** This report is for information purpose only and does not constitute an offer or solicitation to make an investment in Commodity Futures Contracts which carries risk. Any views, expressions or opinions expressed in this report are solely for providing information to readers. Figures appearing in the report are although taken from reliable sources as presented however, we are not taking any responsibility about its accuracy, completeness and any decision taken on the basis of such information.

For subscription and further information please contact us at:

UAN: +92-21-111-11-PMEX (7639) | Email: info@pmex.com.pk | Web: www.pmex.com.pk