

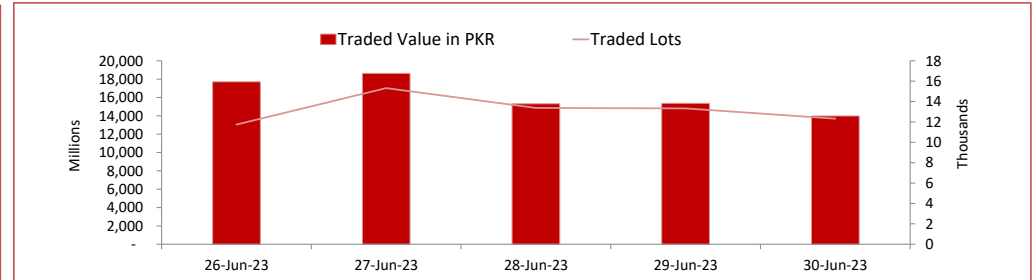
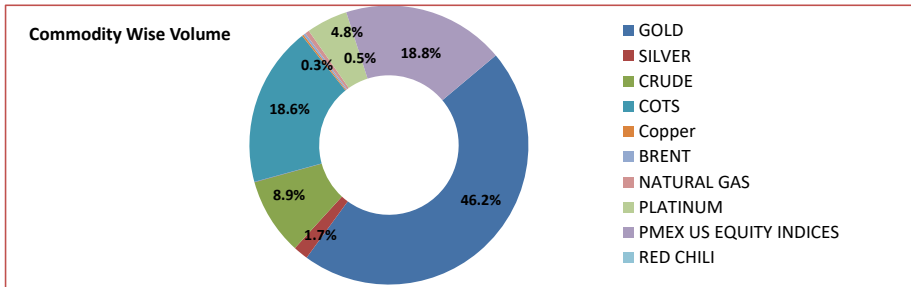
PMEX Daily Statistical Report

Monday, July 3, 2023



PMEX Market Overview

On Friday at PMEX the traded value of Metals, Energy, COTS/FX and indices was recorded at PKR 13.977 billion and the number of lots traded was 12,313. Major business was contributed by Gold amounting to PKR 6.356 billion, followed by Currencies through COTS (PKR 2.555 billion), NSDQ 100 (PKR 2.264 billion), Crude Oil (PKR 1.229 billion), Platinum (PKR 659.885 million), Japan Equity (PKR 248.551 million), Silver (PKR 237.668 million), DJ (PKR 118.664 million), SP 500 (PKR 104.973 million), Palladium (PKR 69.938 million), Natural Gas (PKR 67.139 million), Brent (PKR 36.274 million) and Copper (PKR 27.782 million). In Agricultural commodities 6 lots of Cotton amounting to PKR 6.846 million were traded.

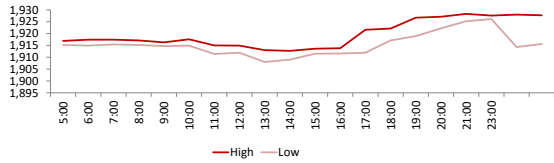


PMEX Price Return Summary

| Statistics | Gold | Silver | Crude Oil | Copper | DJ | SP500 | NSDQ | EURUSD | GBPUSD | JPYUSD |
|--|---------|---------|-----------|---------|---------|---------|---------|----------|---------|---------|
| Return Close/Open % | ↑ 0.57% | ⇒ 0.00% | ↑ 0.92% | ↑ 1.80% | ↑ 0.82% | ↑ 1.37% | ↑ 1.37% | ↑ 0.78% | ↑ 0.43% | ↑ 0.67% |
| Difference in Open and Close (\$) | 11.0 | 0.000 | 0.64 | 0.07 | 280 | 207.75 | 207.75 | 260.0000 | 0.0047 | 0.0084 |
| Range Day (Max- Min)/Open % | 0.01 | 0.02 | 0.02 | 0.02 | 0.01 | 0.02 | 0.00 | 0.00 | 0.01 | 0.69 |
| Difference in Maximum and Minimum (\$) | 22.6 | 0.51 | 1.49 | 0.08 | 408 | 317.25 | 72.00 | 0.01 | 0.01 | 0.88 |
| Average Return (1 Hour) % | 0.16 | 0.43 | 0.72 | 0.56 | 0.21 | 0.34 | 0.27 | 0.16 | 0.14 | 0.12 |
| Volatility (1 Hour) % | 0.10 | 0.22 | 0.38 | 0.33 | 0.10 | 0.17 | 0.11 | 0.04 | 0.06 | 0.03 |
| Return to Volatility Ratio (1 Hour) | 1.673 | 1.968 | 1.899 | 1.717 | 2.190 | 1.964 | 2.480 | 3.518 | 2.540 | 4.815 |
| Intraday Volatility % | 0.44 | 0.99 | 1.74 | 1.49 | 0.45 | 0.79 | 0.50 | 0.21 | 0.26 | 0.12 |

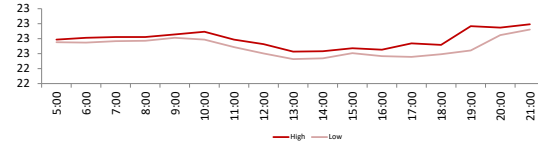
PMEX Hourly Price Movements

GOLD USD / t Oz



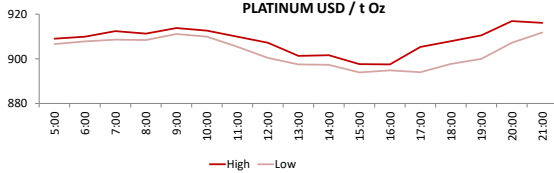
High 1930.6
Low 1908
Open 1916.4
Close 1927.4

SILVER USD / t Oz



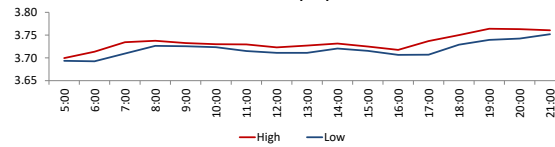
High 23.037
Low 22.527
Open 22.678
Close 22.678

PLATINUM USD / t Oz



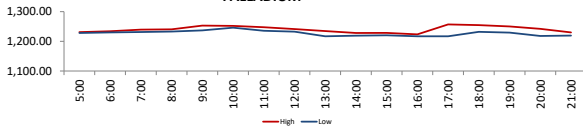
High 916.9
Low 893.9
Open 904.6
Close 910.5

COPPER USD per pound



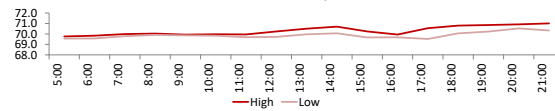
High 3.7685
Low 3.6925
Open 3.6981
Close 3.7646

PALLADIUM



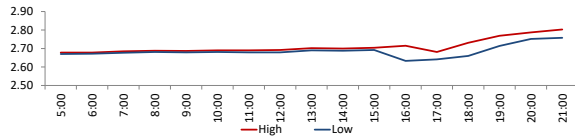
2245.5
2254.5
2241.5
2164

CRUDE OIL USD / barrel



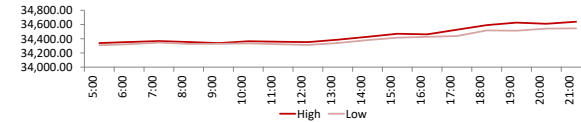
High 71.01
Low 69.52
Open 69.8
Close 70.44

NATURAL GAS USD/mmbtu



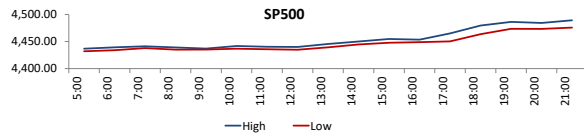
High 2.824
Low 2.633
Open 2.675
Close 2.778

DJ



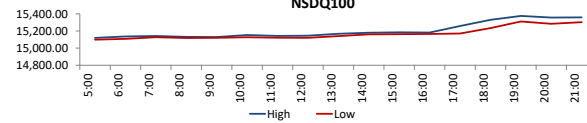
High 34700
Low 34292
Open 34332
Close 34612

SP500



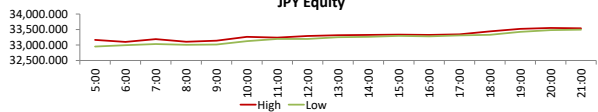
High 4496.75
Low 4424.75
Open 15109.25
Close 15317

NSDQ100



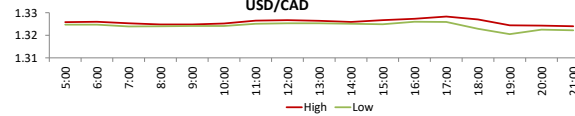
High 4496.75
Low 4424.75
Open 15109.25
Close 15317

JPY Equity

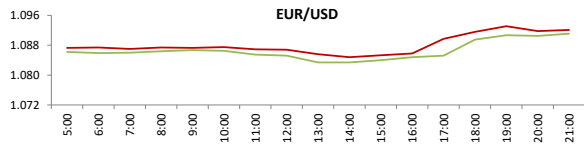


High 2259
Low 2261.5
Open 2263.5
Close 2253

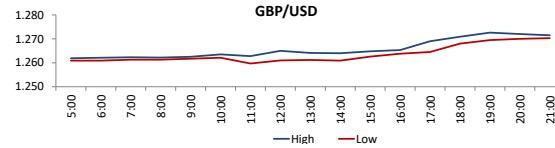
USD/CAD



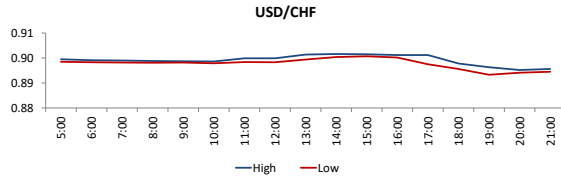
High 1.3283
Low 1.3205
Open 1.3215
Close 1.3215



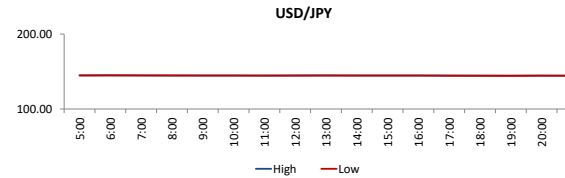
High 0.667
 Low 0.6602
 Open 144.792
 Close 0.6664



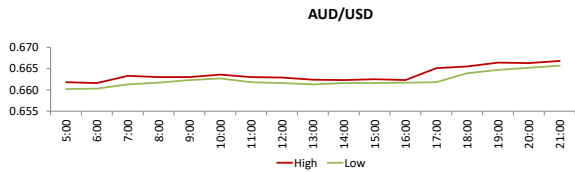
High 1.2726
 Low 1.2597
 Open 1.0863
 Close 1.091



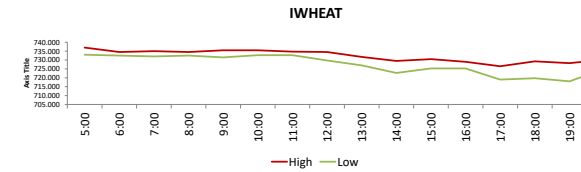
High 0.9016
 Low 0.8933
 Open 1.3252
 Close 1.3245



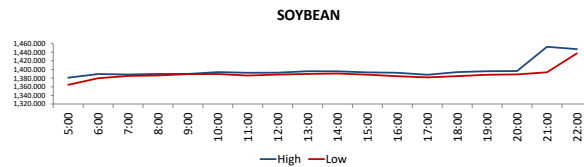
High 145.059
 Low 144.183
 Open 1.2613
 Close 1.2697



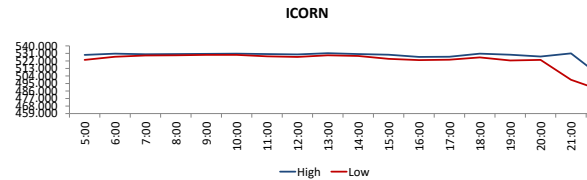
High 0.667
 Low 0.6602
 Open 144.792
 Close 0.6664



High 726.5
 Low 712
 Open 725.25
 Close 725.25



High 1452.75
 Low 1364.5
 Open 524.5
 Close 495



High 531.25
 Low 486.75
 Open 79.41
 Close 80.42

DISCLAIMER: This report is for information purpose only and does not constitute an offer or solicitation to make an investment in Commodity Futures Contracts which carries risk. Any views, expressions or opinions expressed in this report are solely for providing information to readers. Figures appearing in the report are although taken from reliable sources as presented however, we are not taking any responsibility about its accuracy, completeness and any decision taken on the basis of such information.

For subscription and further information please contact us at:

UAN: +92-21-111-11-PMEX (7639) | Email: info@pmex.com.pk | Web: www.pmex.com.pk