

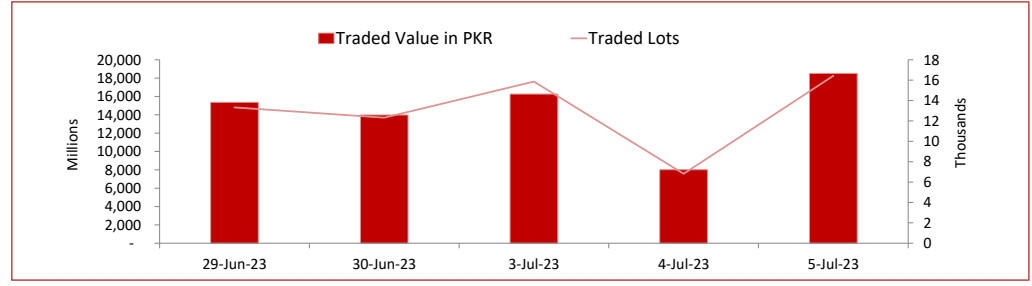
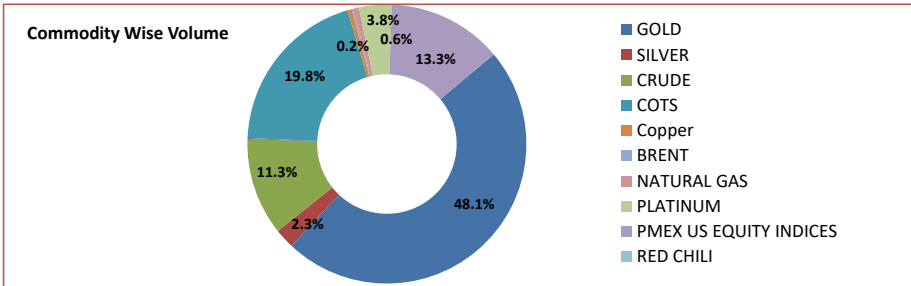
# PMEX Daily Statistical Report

Thursday, July 6, 2023



## PMEX Market Overview

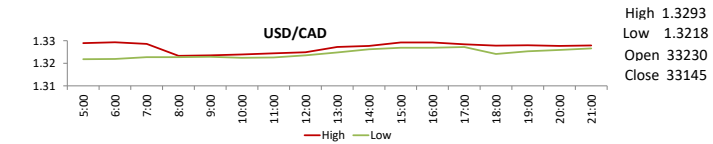
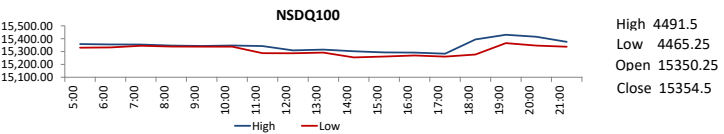
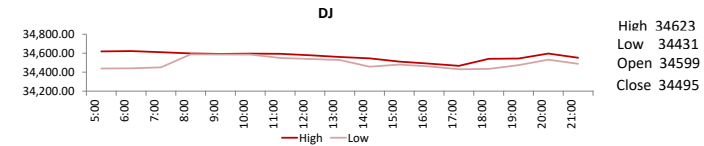
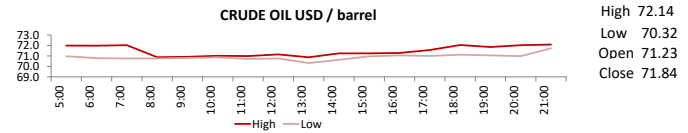
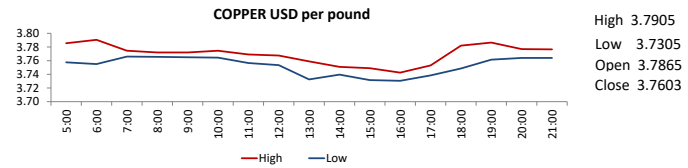
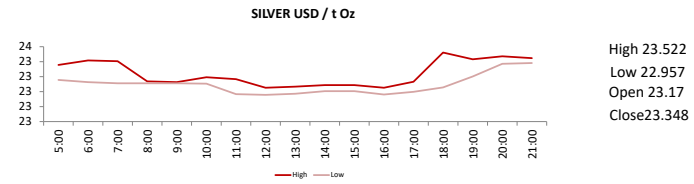
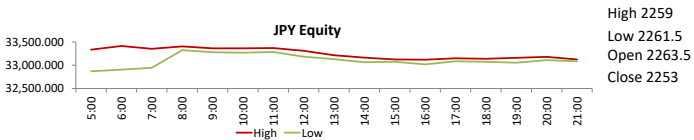
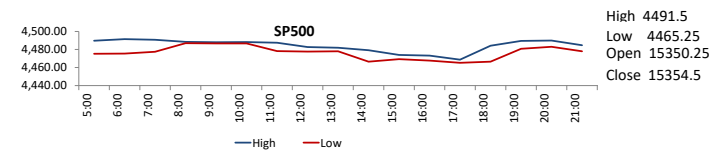
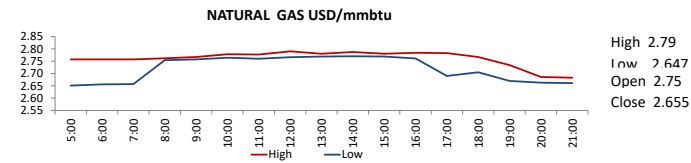
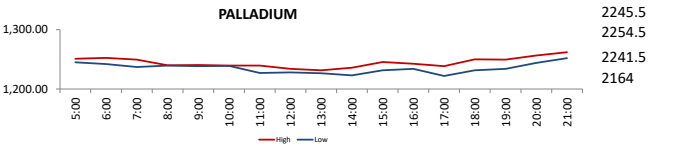
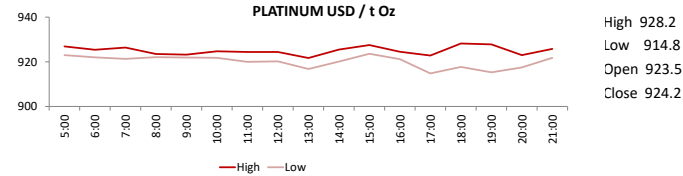
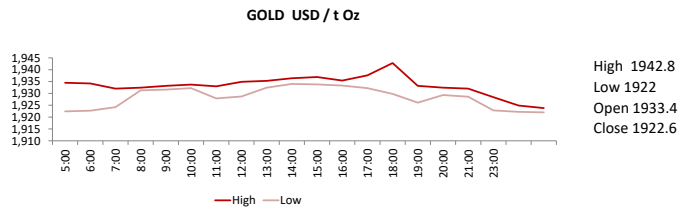
On Wednesday at PMEX the traded value of Metals, Energy, COTS/FX and indices was recorded at PKR 18.493 billion and the number of lots traded was 16,411. Major business was contributed by Gold amounting to PKR 8.837 billion, followed by Currencies through COTS (PKR 3.628 billion), Crude Oil (PKR 2.073 billion), NSDQ 100 (PKR 1.369 billion), DJ (PKR 818.335 million), Platinum (PKR 693.245 million), Silver (PKR 419.621 million), SP 500 (PKR 159.172 million), Japan Equity (PKR 146.417 million), Natural Gas (PKR 115.588 million), Palladium (PKR 102.670 million), Copper (PKR 88.844 million) and Brent (PKR 40.296 million). In Agricultural commodities, 18 lots of Cotton amounting to PKR 19.909 million were traded.

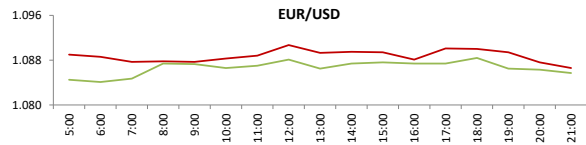


## PMEX Price Return Summary

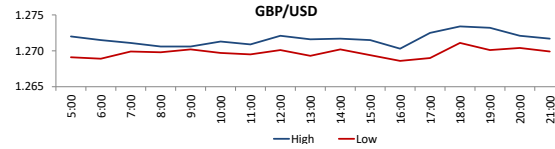
Statistics	Gold	Silver	Crude Oil	Copper	DJ	SP500	NSDQ	EURUSD	GBPUSD	JPYUSD
Return Close/Open %	↓ -0.56%	↑ 0.77%	↑ 0.86%	↓ -0.69%	↓ -0.30%	↑ 0.03%	↑ 0.03%	↓ -0.26%	↓ -0.36%	↓ -0.13%
Difference in Open and Close (\$)	-10.8	0.178	0.61	-0.03	-104	4.25	4.25	-85.0000	-0.0039	-0.0017
Range Day (Max- Min)/Open %	0.01	0.02	0.03	0.02	0.01	0.01	0.00	0.00	0.00	0.52
Difference in Maximum and Minimum (\$)	20.8	0.56	1.82	0.06	192	176.00	26.25	0.01	0.00	0.66
Average Return (1 Hour) %	0.16	0.43	0.72	0.56	0.21	0.34	0.27	0.16	0.14	0.12
Volatility (1 Hour) %	0.10	0.22	0.38	0.33	0.10	0.17	0.11	0.04	0.06	0.03
Return to Volatility Ratio (1 Hour)	1.673	1.968	1.899	1.717	2.190	1.964	2.480	3.518	2.540	4.815
Intraday Volatility %	0.44	0.99	1.74	1.49	0.45	0.79	0.50	0.21	0.26	0.12

**PMEX Hourly Price Movements**

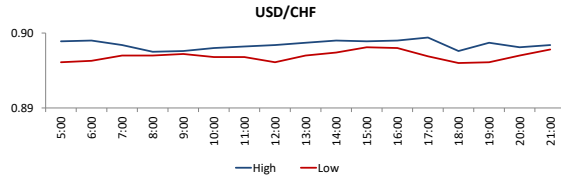




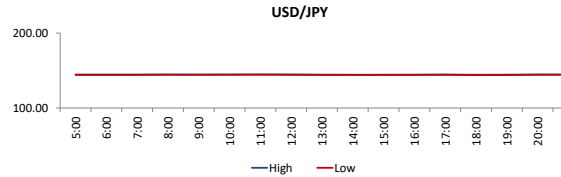
High 0.6697  
 Low 0.6649  
 Open 144.539  
 Close 0.6655



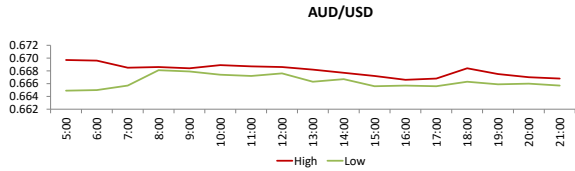
High 1.2734  
 Low 1.2686  
 Open 1.0894  
 Close 1.0855



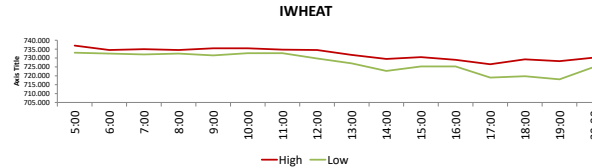
High 0.8994  
 Low 0.896  
 Open 1.3224  
 Close 1.3283



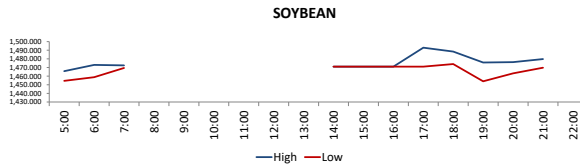
High 144.774  
 Low 144.059  
 Open 1.7721  
 Close 1.2704



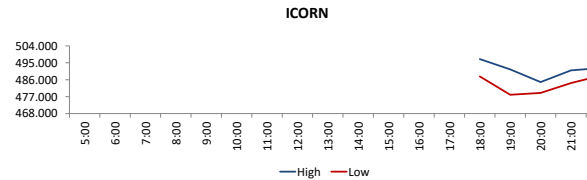
High 0.6697  
 Low 0.6649  
 Open 144.539  
 Close 0.6655



High 726.5  
 Low 712  
 Open 725.25  
 Close 725.25



High 1493  
 Low 1442.5  
 Open 492  
 Close 492.5



High 497  
 Low 478  
 Open 81.66  
 Close 80.2

**DISCLAIMER:** This report is for information purpose only and does not constitute an offer or solicitation to make an investment in Commodity Futures Contracts which carries risk. Any views, expressions or opinions expressed in this report are solely for providing information to readers. Figures appearing in the report are although taken from reliable sources as presented however, we are not taking any responsibility about its accuracy, completeness and any decision taken on the basis of such information.

For subscription and further information please contact us at:

UAN: +92-21-111-11-PMEX (7639) | Email: info@pmex.com.pk | Web: www.pmex.com.pk