

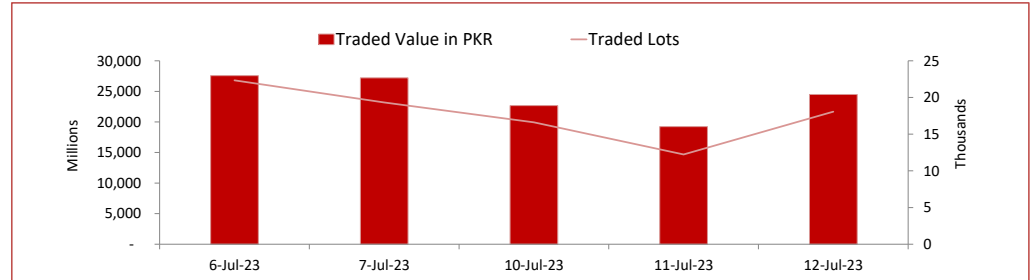
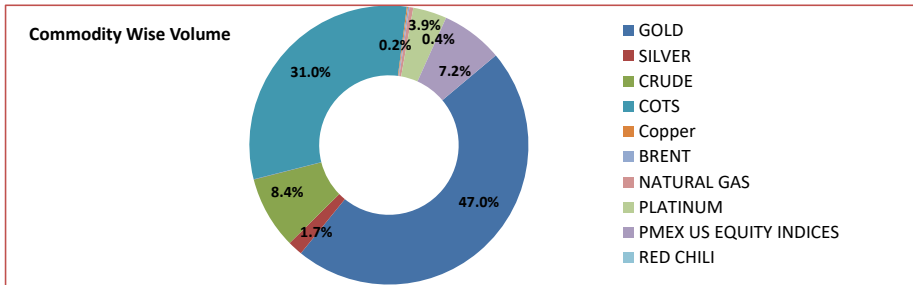
# PMEX Daily Statistical Report

Thursday, July 13, 2023



## PMEX Market Overview

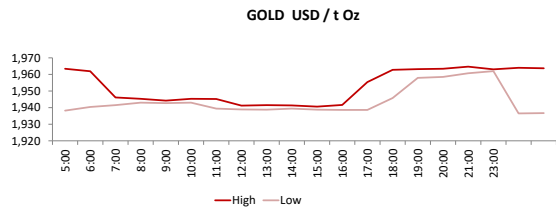
On Wednesday at PMEX the traded value of Metals, Energy, COTS/FX and indices was recorded at PKR 24.479 billion and the number of lots traded was 18,056. Major business was contributed by Gold amounting to PKR 11.442 billion, followed by Currencies through COTS (PKR 7.550 billion), Crude Oil (PKR 2.049 billion), NSDQ 100 (PKR 1.145 billion), Platinum (PKR 954.393 million), Silver (PKR 421.605 million), Japan Equity (PKR 303.674 million), DJ (PKR 328.032 million), Natural Gas (PKR 108.904 million), SP 500 (PKR 101.611 million), Brent (PKR 41.161 million) and Copper (PKR 31.916 million). In Agricultural commodities, 8 lots of Cotton amounting to PKR 9.165 million were traded.



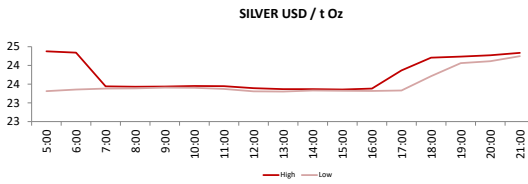
## PMEX Price Return Summary

Statistics	Gold	Silver	Crude Oil	Copper	DJ	SP500	NSDQ	EURUSD	GBPUSD	JPYUSD
Return Close/Open %	↑ 1.32%	↑ 4.35%	↑ 1.39%	↑ 2.17%	↑ 0.36%	↑ 1.28%	↑ 1.28%	↓ -0.90%	↑ 1.10%	↑ 0.43%
Difference in Open and Close (\$)	25.5	1.015	1.04	0.08	125	195.00	195.00	-290.0000	0.0121	0.0055
Range Day (Max- Min)/Open %	0.01	0.04	0.02	0.02	0.01	0.02	0.00	0.00	0.01	1.86
Difference in Maximum and Minimum (\$)	28.5	1.09	1.47	0.10	426	310.50	64.25	0.01	0.01	2.42
Average Return (1 Hour) %	0.16	0.43	0.72	0.56	0.21	0.34	0.27	0.16	0.14	0.12
Volatility (1 Hour) %	0.10	0.22	0.38	0.33	0.10	0.17	0.11	0.04	0.06	0.03
Return to Volatility Ratio (1 Hour)	1.673	1.968	1.899	1.717	2.190	1.964	2.480	3.518	2.540	4.815
Intraday Volatility %	0.44	0.99	1.74	1.49	0.45	0.79	0.50	0.21	0.26	0.12

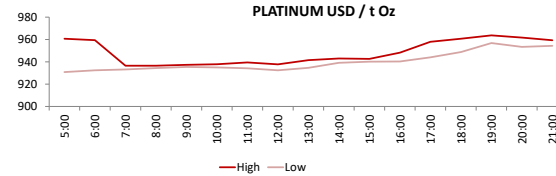
**PMEX Hourly Price Movements**



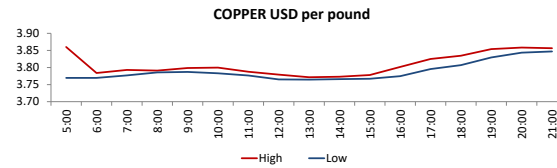
High 1965  
Low 1936.5  
Open 1937.5  
Close 1963



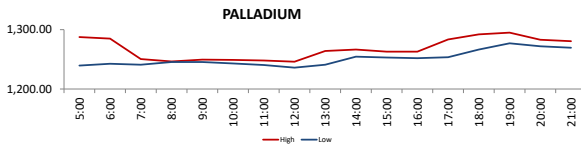
High 24.377  
Low 23.287  
Open 23.32  
Close 24.335



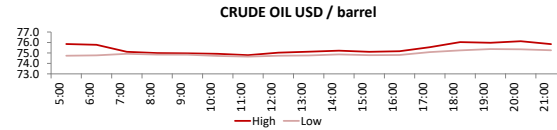
High 963.7  
Low 930.8  
Open 932.1  
Close 958.6



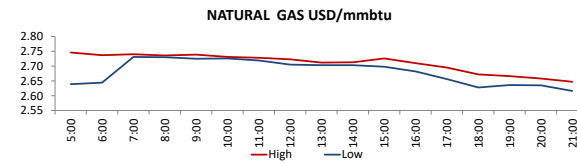
High 3.86  
Low 3.7645  
Open 3.7713  
Close 3.853



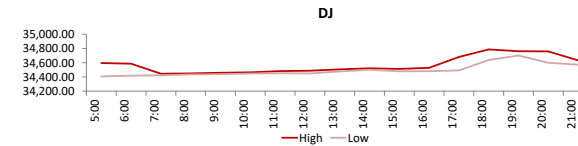
2245.5  
2254.5  
2241.5  
2164



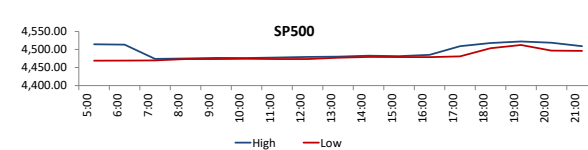
High 76.12  
Low 74.65  
Open 74.82  
Close 75.86



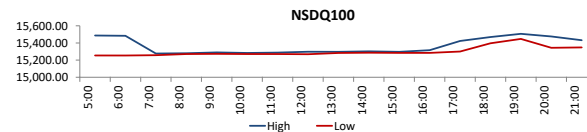
High 2.746  
Low 2.616  
Open 2.734  
Close 2.66



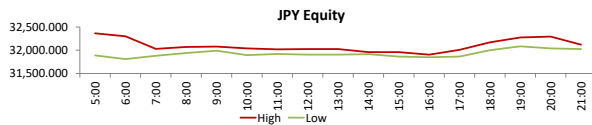
High 34787  
Low 34361  
Open 34443  
Close 34568



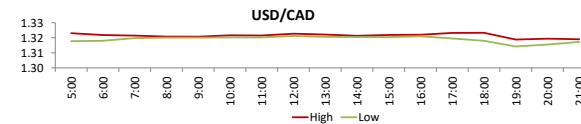
High 4522.25  
Low 4458  
Open 15263.5  
Close 15458.5



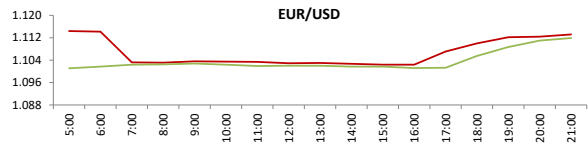
High 4522.25  
Low 4458  
Open 15263.5  
Close 15458.5



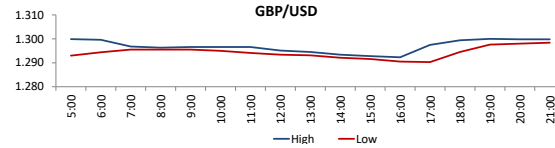
High 2259  
Low 2261.5  
Open 2263.5  
Close 2253



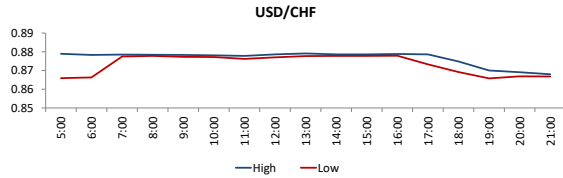
High 1.3243  
Low 1.3142  
Open 1.3270  
Close 1.3207



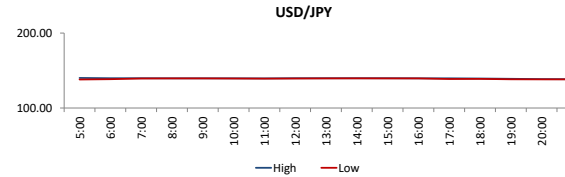
High 1.3243  
 Low 1.3142  
 Open 140.341  
 Close 0.6789



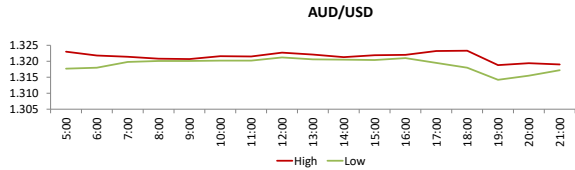
High 1.3  
 Low 1.2903  
 Open 1.101  
 Close 1.1131



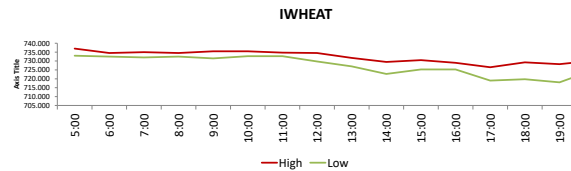
High 0.88  
 Low 0.8658  
 Open 1.3231  
 Close 1.3186



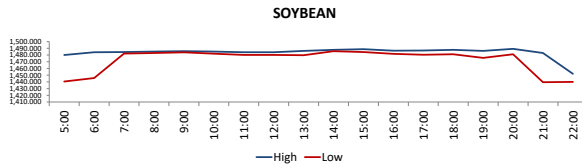
High 140.47  
 Low 138.052  
 Open 1.2933  
 Close 1.2988



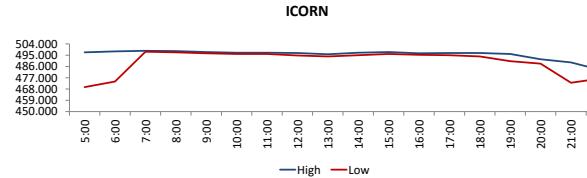
High 1.3243  
 Low 1.3142  
 Open 140.341  
 Close 0.6789



High 726.5  
 Low 712  
 Open 725.25  
 Close 725.25



High 1489.25  
 Low 1439.25  
 Open 495.25  
 Close 480.25



High 498.5  
 Low 469.5  
 Open 82.25  
 Close 81.52

**DISCLAIMER:** This report is for information purpose only and does not constitute an offer or solicitation to make an investment in Commodity Futures Contracts which carries risk. Any views, expressions or opinions expressed in this report are solely for providing information to readers. Figures appearing in the report are although taken from reliable sources as presented however, we are not taking any responsibility about its accuracy, completeness and any decision taken on the basis of such information.

For subscription and further information please contact us at:

UAN: +92-21-111-11-PMEX (7639) | Email: info@pmex.com.pk | Web: www.pmex.com.pk